



# Transit Asset Management (TAM) Plan State-Sponsored Group Plan

*Updated October 1, 2022*

*Revised December 5, 2022*

- This page intentionally left blank -

# Table of Contents

- Revisions..... 5
- Background ..... 6
- KDOT Group TAM Plan- ..... 7
  - Introduction ..... 7
  - Group Plan Participants ..... 8
  - Group Plan Sponsor ..... 8
  - Roles and Responsibilities ..... 9
  - Asset Management ..... 10
    - Data to be Reported in the Group Plan..... 10
    - Data and Analysis Processes ..... 11
    - Performance Measures ..... 11
- Capital Asset Inventory ..... 11
  - Useful Life Benchmarks ..... 11
  - Target Setting ..... 12
  - State of Good Repair ..... 12
  - TAM Plan Targets ..... 13
  - Inventory ..... 13
  - Facility Condition Assessment ..... 14
    - TERM Scores ..... 14
- Decision Support..... 15
  - Tools ..... 15
    - Tool 1: The application review process..... 16
    - Tool 2: Vehicle Asset Inventory and condition reports from KDOT inspectors..... 16
    - Tool 3: Vehicle Replacement Rating..... 16
    - Tool 4: Vehicle Repair and Vehicle Use Tracking..... 16
- Implementation Strategy ..... 16
  - Prioritizing Investments ..... 16
  - Fiscal Constraint ..... 17
- Proposed Investments..... 17
- TAM Approval and Updates ..... 17
  - Reporting to the National Transit Database (NTD) ..... 17

Approval of the Group Plan.....	17
Annual Target Setting .....	18
Annual Certification.....	18
Agency Noncompliance .....	19
Amending and Updating the Group Plan .....	19
APPENDICIES .....	21
Appendix A: Vehicle Replacement Scores Past ULB (5311) .....	21
Appendix B: Vehicles by Agency [5311] .....	21
Appendix C: Vehicles by Agency [All programs] .....	21
Appendix D: Facility Scorecards .....	21
Appendix E: TAM Accountable Executives .....	21

## Revisions

The KDOT 2022 State Sponsored Group TAM Plan was shared with all 5311 and 5307 agencies on October 5, 2022. Subsequently, the full TAM inventory of the plan was revised and shared on December 4, 2022, to adequately represent the inventory required for the TAM Plan. These changes did not have any impact on the ULB targets that were set in the original 2022 TAM Update.

## Background

In 2012, MAP-21 mandated FTA to develop a rule establishing a strategic and systematic process of operating, maintaining, and improving public capital assets effectively through their entire life cycle. The TAM Final Rule 49 USC 625 became *effective* Oct. 1, 2016 and established four performance measures. The performance management requirements outlined in 49 USC 625 Subpart D are a minimum standard for transit operators. In accordance with 49 U.S.C. § 5335, agencies are required to calculate and report new data elements to the National Transit Database (NTD).

New and updated regulations require transit agencies reporting to the NTD to include condition information on assets reported to the database. To satisfy this new requirement, the condition of each vehicle and facility supporting transit operations must be reported to the NTD.

The TAM rule established performance measures to be reported to the NTD Asset Inventory Module (AIM) at 49 CFR part 625. In addition to AIM reporting, the TAM rule requires asset inventory and asset condition assessments at a level of detail sufficient to monitor and predict the performance of assets and to inform investment prioritization in the TAM Plan. Facility condition assessments must be conducted by assessing the condition of and assigning a rating for facility assets using FTA's Transit Economic Requirements Model (TERM) scale.

KDOT must report data annually and review the document, data, implementation strategies, budget, goals, and outcomes at least every 4 years.

### NOTES:

- *The category of INFRASTRUCTURE is also a component of TAM planning, but does not apply to the State of Kansas, as we do not have any passenger rail in operation in our state.*
- *As there are no agencies in the KDOT Group Plan that exceed the thresholds of Tier II providers, the Group Plan only covers the reporting required for Tier II agencies. Tier II agencies include:*
  - *subrecipients of 5311 funds*
  - *American Indian Tribes*
  - *less than 100 vehicles in fixed route modes*
  - *less than 100 vehicles in one non-fixed route mode*

## KDOT Group TAM Plan-

### Introduction

The Kansas Department of Transportation administers public transportation programs for approximately 145 sub-recipients funded through the Federal Transit Administration's (FTA) 5307, 5310, 5311 and 5339 programs. The transit agencies within the KDOT program provide public transportation services covering 92 of the state's 105 counties. These services are integrated and promoted through the state's ten Kansas Coordinated Transit Districts (CTDs) and six mobility managers. In 2022, public transit across the state accommodated more than 6.6 million annual unlinked trips and continues to rebound from the impacts of COVID-19. The greatest number of passenger trips (4.8 m) originated in the state's four largest metropolitan areas of Kansas City, Wichita, Lawrence, Topeka, and portions of Manhattan. However, rural transportation accounts for a majority of the transit agencies in Kansas and their transit services provide a critical link to rural, small urban hubs and urban areas for medical, shopping and recreational opportunities.

KDOT utilizes asset management to allocate available funding to plans, projects, and purchases through our existing project selection matrix. KDOT uses both existing and new datasets to track spending against many indicators, such as asset age, condition, and useful life. The resulting analysis not only helps us better manage our Program, but also builds a data source that can assist planning agencies and local governments in making the best possible decisions in support of policies and funding related to public transportation. In making final funding decisions, KDOT will also consider other factors such as equity, vehicle availability, rural interest in vehicle electrification, and the establishment of new regional transit routes. This will allow KDOT to allocate funds in a manner that both prioritizes the needs of our state as well as ensures we are being good stewards of taxpayer dollars.

The KDOT Group TAM Plan includes KDOT's policies on transit asset management (TAM) & state of good repair (SGR), a Capital Asset Inventory of vehicles and facilities in the KDOT program, a Condition Assessment of vehicles and facilities, a description of the Decision Support Tools utilized by KDOT, and a list of Prioritized Investments. This information will also be used when allocating funding for facility repairs and enhancements.

## FOUR REQUIRED ELEMENTS OF A TAM PLAN

**Asset inventory:** A register, repository, or comprehensive list of an agency's assets and specific information about those assets.

**Condition Assessment:** The process of assessing and documenting the condition of residual life of an asset.

**Decision Support Tools:** An analytic process or methodology to: (1) help prioritize projects and maintain the state of good repair of capital assets within a public transportation system, based on available condition data and objective criteria; or, (2) assess financial needs for asset investments over time.

**Investment Prioritization:** A transit provider's ranking of capital projects or programs to achieve or maintain a state of good repair based on financial resources from all sources that a transit provider reasonably anticipates will be available over the TAM plan horizon.

*(source: FTA)*

## Group Plan Participants

Each transit provider must designate an Accountable Executive responsible for approving the Group Plan. This person often serves as the agency's chief executive. Each agency identifies their Accountable Executive, which is not required to be a new position. In some cases, the Accountable Executive may be the same individual that certifies the NTD report.

While the Accountable Executive is ultimately responsible for the agency's participation in the Group Plan, other staff should be involved in the day-to-day development and implementation of the Group Plan. In some agencies, one staff person may be responsible for coordinating all aspects of TAM planning with KDOT. In other agencies, staff from throughout the organization will provide the technical expertise. In small agencies where resources are limited, the Accountable Executive may also assume the day-to-day responsibilities.

Participants choosing to opt-out of Group TAM Plans must notify KDOT no later than 12 months prior to the next TAM plan due date.

## Group Plan Sponsor

KDOT, as Group Plan Sponsor, will be responsible for reporting data and target updates annually to the NTD as well as updating the Group Plan at least every four years.

Data will be collected in a variety of formats, including NTD data, Black Cat user profiles and inventories, surveys with Group Plan participants, and in-person or webinar-format discussions.

The Group Plan Sponsor is responsible for deciding on, developing, and communicating the following components of the TAM Plan process:

- Eligibility for participation in the Group Plan
- Plans, timeline, and deadlines for TAM Plan development
- Data needs and formats from agencies
- Procedures for having policy discussions
- Plans for setting targets and having policy discussions
- Thresholds for amending the TAM Plan
- Thresholds for a TAM Plan update
- Coordination with planning organizations, and
- Expectations for the process of opting out



## Roles and Responsibilities

The following chart outlines the roles and responsibilities for KDOT and Group Plan participants. Continual collaboration throughout the development of the Group Plan will help ensure that all participants are on board with the targets, goals, and objectives.

<i>Element</i>	<i>KDOT</i>	<i>Group Plan participants</i>
Overarching	Write Group Plan	Support Group Plan Accountable Executive approves plan
Asset inventory	Coordinate consolidation Develop/modify database Define data collection elements and formats	Collect asset data Submit data in format required on schedule
Condition Assessment	Define data collection methodology and schedule Manage data Submit final data to NTD	Support/conduct condition assessments
Decision Support Tools	Share guiding policies including weighting or ranking priorities Develop tools Analyze and interpret data	Communicate goals and needs Provide information to support tool
Investment Prioritization	Gather additional data Prioritize projects (iterative steps) Generate ranked list of projects	Share information on all funding sources with KDOT Share existing Capital Investment Plans Coordinate with KDOT
Annual Target Setting	Coordinate target setting with the participating transit providers' Accountable Executives, to the extent practicable Report targets to NTD	
Annual Narrative Report	Develop the Annual Narrative Report Submit Narrative to NTD	
NTD Asset Inventory	For those participants that do not report independently, report basic TAM information, including agency profile; asset inventory; and facility condition assessment	For those participants that report independently to NTD are responsible for reporting basic TAM information, including agency profile, asset inventory, and facility condition assessment

## Asset Management

Asset management provides a systematic way to track and maintain assets through the span of their useful life. KDOT's TAM Plan will lay the framework for how funding decisions will be weighed against asset age, condition, and useful life. The current national economic conditions and shortage of available vehicles and vehicle parts is beginning to strain existing fleets. KDOT realizes that until new vehicles are made available to our agencies that the age and miles of our existing fleets will continue to increase that may result in declining condition ratings and an increase in vehicles in service beyond their ULB. Concurrently, continued local COVID restrictions in some areas has resulted in vehicles that are not meeting the minimum required miles per year. The TAM plan will provide data driven rationale for decisions on when vehicles should be replaced or transferred as well as help guide decisions regarding the placement of those vehicles with other agencies. It will also be used to inform us on investments in the current fleet as aging fleets require more expensive repairs to keep them in service.

### Data to be Reported in the Group Plan

- Rolling Stock: The National Transit Database (NTD) lists 23 types of rolling stock. Targets are set for each mode in the overall inventory. We will only track those types of vehicles that are in our 5311 fleets.
- FTA default ULB or Agency customized ULB: Default ULBs represent the probable useful life of an asset based on the TERM scale. The Group Plan will be using a combination of FTA provided ULBs as well as some that are customized to our Program as outlined in our Initial Targets chart.
- Equipment: Only three classes of non-revenue service vehicles are collected and used for target setting: 1) automobiles, 2) other rubber tire vehicles, and 3) other steel wheel vehicles. KDOT will only consider equipment in these categories with a replacement cost of at least \$50,000.
- Facilities: Four types of facilities are reported to NTD. Only two groups are used for target setting 1) Administrative and Maintenance and 2) Passenger and Parking.
- TAM Performance Metrics: The NTD collects current year performance data. The NTD will collect additional Asset Inventory Module (AIM) data to forecast performance measures for the next fiscal year.
- TAM Narrative Report: The report describes conditions in the prior year that led to target attainment status. As Group Plan sponsor, KDOT will write the annual report in collaboration with agencies in the KDOT Program.

- TERM Scale: Facility condition assessments reported to the NTD have one overall TERM rating per facility. This rating is a value from 1 (poor) to 5 (brand new) and will cover all components of a facility (HVAC, roof, plumbing, office space, etc.) and then the specific scores will be averaged for a final score.

### Data and Analysis Processes

KDOT will be using a combination of a Microsoft Excel table developed in-house (based on FTA's Asset Management Guide for Small Providers), our Black Cat grants management software, and facility scorecards completed by an external consultant, and annual KDOT inspection reports on every vehicle in our Program to collect data and run calculations for the unique fleet and needs of Kansas' providers.

### Performance Measures

KDOT has established the following core performance measures for use in the analysis of data collected to inform the TAM Plan:

- Rolling Stock: The percentage of revenue vehicles (by type) that exceed the useful life benchmark (ULB).
- Equipment: The percentage of non-revenue service vehicles (by type) that exceed the ULB.
- Facilities: The percentage of facilities (by group) that are rated less than 3.0 on the Transit Economic Requirements Model (TERM) Scale.

As part of the annual report, an agency must submit overall facility condition ratings for each facility in its asset inventory for which it has direct capital responsibility. However, this does not imply that condition data must be collected annually. FTA requires that facility condition data be fully updated every four years, at a minimum, so KDOT will be submitting facility data for all facilities covered in the Group Plan once every four years. Only facilities that are actively used to support revenue service are required to have their condition assessed. As such, facilities under construction are exempt from condition assessment requirements.

Additionally, KDOT will consider the following supporting Performance Measures when developing the ranked investment priorities matrix:

- Age of individual revenue vehicles, by agency
- Mileage of individual revenue vehicles, by agency
- Availability of local match dollars for replacement vehicles, by agency
- Asset replacement plans and policies, by agency

## Capital Asset Inventory

### Useful Life Benchmarks

KDOT considered the standardized FTA ULBs when developing our own ULBs. We believe that our ULBs better reflect the fleet and facilities of operation in Kansas as well as taking into consideration the geography and topography our state enjoys.

## Target Setting

Settings targets enables a baseline of guidance when we consider the prioritization and allocation of resources available to the KDOT program. It assists us in managing current and future expectations, meets requirements set forth by FTA and KDOT, promotes accountability at the agency, MPO, and state levels, helps us consider the impact of future investment decisions, and give us an avenue for incorporating long term decision making into the greater long-term transportation planning processes happening throughout the state.

As a Group Sponsor, KDOT (in coordination with most of the transit service providers in the rural and small urban areas and the MPOs in the Topeka, Lawrence and Manhattan, KS regions) has established a set of Targets for the Group Plan. Wichita Transit and the Wichita Area MPO and Kansas City Area Transit Agency and the Mid-America Regional Council have chosen to set their own targets and report those targets directly to FTA. Targets are reviewed and reported annually and can be adjusted with each annual submission or Plan update if need be.

## State of Good Repair

Maintaining the quality of our state's public transit and paratransit assets is paramount in ensuring a consistently high state of good repair (SGR.) Ensuring that we are providing reliable, affordable services to our riders, our vehicles are being replaced and new technologies are being introduced in a timely and cost-effective manner, and that we are making allocation decisions that ensure we are being a mindful steward of federal, state, and local funding, our SGR will be a key indicator in making plans and advancing programs in the future.

## TAM Plan Targets

Targets for each asset class have been set and should be read as “not more than x% of our vehicles will have passed the KDOT-developed ULB.” These values are our targets for fleet maintenance and upkeep. These targets may be changed to better align with the needs of our public transportation system in future years’ reporting.

TAM Plan Targets as of October 2022									
Category	Class	Example	Abbreviation Based on		FTA			KDOT Group Plan (includes MPOs in Flint Hills, Topeka, Lawrence, and St. Joe)	
<b>Rolling Stock (revenue vehicles)</b>					FTA Useful Life	ULB	ULB	KDOT Replacement threshold	x% of fleet that is older than the ULB (Statet of Good Repair - SGR)
	Over-the-road Bus	<i>Motorcoach</i>	BR	Age	12 years / 500K miles	14	14	14 years / 750K miles	25%
	Full-sized Bus	<i>Gillig</i>	BU	Age	10 years / 350K miles	14	14	12 years / 500K miles	25%
	Cutaway Bus	<i>Ford Cut-away</i>	CU	Age	4 years / 100K miles	10	10	5 years / 100K miles	25%
	Van	<i>Ford Transit</i>	VN	Age	4 years / 100K miles	8	8	5 years / 100K miles	25%
	Minivan	<i>Dodge Caravan</i>	MV	Age	4 years / 100K miles	8	8	5 years / 100K miles	25%
	Automobile	<i>Ford Taurus</i>	AO	Age	4 years / 100K miles	8	8	--	--
<b>Equipment (non-revenue vehicles)</b>					FTA Useful Life	ULB	ULB	KDOT Replacement threshold	x% of fleet that is older than the ULB (Statet of Good Repair - SGR)
	Van	<i>Ford Transit</i>	VN	Age	4 years / 100K miles	8	8	5 years / 100K miles	75%
	Minivan	<i>Dodge Caravan</i>	MV	Age	4 years / 100K miles	8	8	5 years / 100K miles	75%
	SUV	<i>Ford Explorer</i>	SV	Age	4 years / 100K miles	8	8	5 years / 100K miles	75%
	Automobile	<i>Ford Taurus</i>	AO	Age	4 years / 100K miles	8	8	5 years / 100K miles	75%
	Cutaway Bus	<i>Ford Cut-away</i>	CU	Age	4 years / 100K miles	10	10	--	--
<b>Facilities (large-scale)</b>					FTA Useful Life	TERM	ULB (TERM)	KDOT Replacement threshold	x% of facilities that scores < 3.0 on the TERM Scale
	Administrative	<i>Agency headquarters</i>	F-ADMIN	Condition	40 years	3.00	3.00	--	25%
	Maintenance	<i>Repair garage</i>	F-MAINT	Condition	40 years	3.00	3.00	--	25%
	Parking	<i>&gt; 500 spaces</i>	F-PARK	Condition	40 years	3.00	3.00	--	25%
	Passenger	<i>Indoor transit hub station</i>	F-PASS	Condition	40 years	3.00	3.00	--	25%

## Inventory

Below is a summary of the current fleet condition of 5311 vehicles based on 2022 data as well as the project investment need based on ULB.

2022 Fleet 5311						
	# CLASS	Average of Model Year	Average Mileage	Average Term Rating	# Past ULB by Class	% Past ULB by Class
AU	1	2005	155,467	3	1	100%
CU	231	2016	85,918	4	19	8%
VN	243	2015	89,085	4	74	30%
<b>5311 Total</b>	<b>475</b>	<b>2016</b>	<b>87,685</b>	<b>4</b>	<b>94</b>	<b>20%</b>

Projected Investment Need (5311 Based on ULB)							
Class	#	% by Class	2022	2023	2024	2025	2026
CU	231	49%	19	33	58	81	100
VN	243	51%	74	102	127	156	187
	<b>474</b>	<b>100%</b>	<b>93</b>	<b>135</b>	<b>185</b>	<b>237</b>	<b>287</b>
Projected Replacement (2014-2020) Distribution based on % of fleet replacement (2014-2020)							

In projecting vehicle replacement costs an inflation factor has been included to capture current market condition and availability of vehicles. The tables below illustrate the projected vehicle replacement costs per vehicle.

2022 Base Vehicle Replacement Costs with adjusted Inflation Factor					
	2022 Cost	2023	2024	2025	2026
CU	\$85,000.00	\$100,000	\$107,500	\$115,563	\$124,230
VN	\$70,000.00	\$75,250	\$80,894	\$86,961	\$93,483
	\$155,000	\$175,250	\$188,394	\$202,524	\$217,713
* We will not replace any remaining AU vehicles in our program.					

## Facility Condition Assessment

### TERM Scores

Similar to the fleet targets the facility targets are based on FTA’s TERM scale of asset condition, which is an index of inspections of each system included in the building. The TERM scale runs from 5 (excellent) to 1 (poor). KDOT contracted the task with external consultants from TranSystems and Groundswell Consulting to ensure a fair and impartial inspection.

Scores for each category will be combined and averaged, and the final result rounded to the nearest whole number. Please refer to the table below for descriptions of the scores; each facility’s completed scorecard can be found in *Appendix B*.

Rating	Condition	Description
5	Excellent	No visible defects, new or near new condition, may still be under warranty if applicable
4	Good	Good condition, but no longer new, may be slightly defective or deteriorated, but is overall functional
3	Adequate	Moderately deteriorated or defective; but has not exceeded useful life
2	Marginal	Defective or deteriorated in need of replacement; exceeded useful life
1	Poor	Critically damaged or in need of immediate repair; well past useful life

The results of those independent facility inspections are as follows:

Agency	Year Built	TERM Score
DSNWK	2005	4.0
Finney County Transportation	2009	4.0
Flint Hills Area Transportation Agency	2013	4.0
OCCK (admin offices)	1940-2017	4.0
OCCK (maintenance bldg.)	1940-2017	4.0
Reno County Transportation	2008	4.0
SEK-CAP	2005	4.0
Coffey County Admin Addition & Vehicle Storage	2001/2021	5.0

## Decision Support

### Tools

Decision support tools are an analytical process or methodology for group plan sponsors and participants to understand their underlying asset and condition data and make investment prioritization decisions. These tools have been developed to meet the specific needs of the vehicles in the KDOT Program. They may include policies adopted by KDOT or agreed upon by group plan participants to inform and guide investment prioritization and future funding decisions, as well as adjusting future targets.

Decision priority will be given to replace or repair any vehicle or facility as needed to meet the Americans with Disabilities Act (ADA) and FTA's accessibility guidance.

The collective fleet of vehicles under the Group Plan is straightforward, and so we will be using the following decision support tools in concert with the inventory data and condition facility assessments:

#### Tool 1: The application review process

During KDOT's annual period of applications for replacement vehicles, KDOT reviews vehicle age and mileage of the vehicle proposed for replacement, available funding for that year, and the agency's ability to contribute the required match. Past service and vehicle use is also considered when determining if a new vehicle is warranted.

#### Tool 2: Vehicle Asset Inventory and condition reports from KDOT inspectors

We maintain an online database of fleet vehicles in our program, *Appendix A*. These vehicles are all inspected at least annually by a KDOT inspector at one of our several district garages. The inspection reports are submitted to KDOT, noting any deficiencies or safety hazards.

Vehicles will be sorted, by agency, as to their age in relation to the established Useful Life Benchmarks for their vehicle category to determine which vehicles will be eligible for replacement, based on the amount of useful life they have left in them.

Vehicles will be sorted, by agency, as to their mileage to determine which vehicles are most appropriate for replacement, based on the thresholds published in the Group Plan.

Vehicles will be sorted, by agency, by the occurrence of irregular or recurring maintenance issues to determine which vehicles will be eligible for replacement, based on the costs of the repairs incurred.

#### Tool 3: Vehicle Replacement Rating

A vehicle replacement score, *Appendix A*, has been created to weigh the outcomes of the prior analyses at the rate of 20% age, 40% mileage, and 40% condition. Vehicles will be considered for replacement by order of weighted score on the Vehicle Replacement Scale.

#### Tool 4: Vehicle Repair and Vehicle Use Tracking

KDOT monitors vehicle repair needs and usage. During the application review process vehicles that have had excessive repairs may warrant a higher need for replacement. Additionally, vehicles that are not meeting the annual minimum mileage requirement may be considered for transference to other agencies.

## Implementation Strategy

### Prioritizing Investments

This component of the Group Plan will consider the larger financial constraints on local, state, and federal funds that may limit the action that can be taken toward achieving the



desired goals after the three decision support tools have been used. This prioritizing, by design, will be an iterative process taking into consideration the overall fleet of vehicles in the KDOT Program and how best to meet or exceed the statewide targets set in the Group Plan.

### Fiscal Constraint

KDOT cannot program more funds than are reasonably expected to be available in future years. This includes the availability of match dollars from state, local, or other sources to complete the funding for any project in our Program. Decisions made as a result of the Group Plan data analysis may not be enacted in their entirety should funding not be available from any of the project participants to implement the recommended acquisitions, replacements, or repairs of a component of our state’s asset inventory.

### Proposed Investments

Utilizing the decision-making tools and based on historical funding availability and decisions the table below illustrates projected investments through 2026.

Annual Investment Based on ULB & Available Funding					
Class	2023	2024	2025	2026	4 Year Cost
CU	\$2,300,000	\$2,423,050	\$2,498,472	\$2,571,561	\$9,793,083
VN	\$2,031,750	\$2,140,455	\$2,207,070	\$2,271,637	\$8,650,912
	<b>\$4,331,750</b>	<b>\$4,563,505</b>	<b>\$4,705,542</b>	<b>\$4,843,198</b>	<b>\$18,443,995</b>
Proj %> ULB	18%	18%	19%	20%	
* Projected % > ULB based on replacements only					

### TAM Approval and Updates

#### Reporting to the National Transit Database (NTD)

Participation in the Group Plan will not change how agencies already report data to NTD; any new data reporting requirements will also be reported through NTD. Agencies that have elected to not participate in the Group Plan are responsible for reporting all the necessary data to NTD directly. A list of NTD-assigned agency tracking numbers can be found in *Appendix C*.

#### Approval of the Group Plan

The Accountable Executive of each agency participating in the Group Plan is expected to approve the plan and is ultimately responsible for implementation of the plan at the participant agency. While KDOT collaborates with transit agencies in determining investment prioritization, by participating in the Group Plan, a transit provider’s Accountable Executive may be required to defer to the decisions in the Group Plan regarding prioritization of investments.

## Annual Target Setting

While TAM Plans are completed every four years, targets are set annually. Accountable Executives do not need to approve the annual targets. Because implementing the Group Plan is the responsibility of each participating agency, KDOT is not able to guarantee the results of the Group Plan decisions. However, each transit agency should take actions to support the Group Plan as much as practicable, including working towards goal attainment. There are no financial rewards or penalties associated with target attainment

## Annual Certification

Agencies participating in the Group Plan will be noted and reported annually. If there is a change in agency participation between scheduled updates, the Group Plan will be amended to ensure accurate tracking of participation. Each agency will be required to submit the following as a part of their annual Certifications and Assurances filings. Copies of these certifications and assurances from all participating agencies will be kept with the most current version of the Group Plan.

“I, name of Accountable Executive, confirm that I am the Accountable Executive for name of agency. I certify that my agency is in compliance with the TAM Rule. My agency has met the TAM Plan requirements by:

\_\_\_\_\_ Participating in a Group Plan sponsored by sponsoring agency

\_\_\_\_\_ Completing our own TAM Plan and keeping it up-to-date. I have provided an updated copy of our TAM Plan to name of Direct Recipient agency

We confirm that we are implementing the TAM Plan at our property.

Signed,  
Accountable Executive signature  
Date“

## Agency Noncompliance

While KDOT will make every effort to reach full participant approval, there may be occasions where KDOT and the agency cannot reach an agreement. If an agency does not engage in the TAM process, KDOT will document and make FTA aware of their noncompliance. This noncompliance (or disapproval) of a TAM Plan may signal a more focused review of TAM regulations. Unless an agency provides written documentation otherwise, the expectation is that they participate in the Group Plan. If they do not provide the necessary data or do not have their Accountable Executive sign-off on the plan, the agency will be considered noncompliant and may become responsible for developing their own TAM Plan and providing KDOT annual certification that they are meeting TAM requirements.

## Amending and Updating the Group Plan

While the Group Plan can be amended at any time (i.e. change in investment priorities, accommodating changes due to natural disaster, significant reduction of fleet, etc.), all TAM Plans must be updated every four years. The process of updating entails revisiting every element of the TAM Plan and making all necessary changes. In general, agencies are encouraged to align their updates with existing planning and programming processes, such as Metropolitan Transportation Plans, Transportation Improvement Plans, and annual Calls for Projects for transit-related funding.

The illustration below illustrates the sequence of activities to be undertaken to develop the Group Plan during each update.



**SCOPE**

- Determine applicability
- Identify and invite participants
- Define roles and responsibilities

**COLLECT**

- Data for asset inventory
- Data for condition assessment

**CREATE**

- Create asset inventory
- Conduct condition assessment
- Use decision support tools
- Set investment prioritization

**= Group TAM Plan Document**

**CONCUR and SHARE**

- Approve plan
- Share group TAM plan

**IMPLEMENT and REPORT**

- Implement the group TAM plan
- Maintain asset inventory
- Maintain condition assessment
- Continue supporting targets
- Report annually to National Transit Database

## APPENDICIES

Appendix A: Vehicle Replacement Scores Past ULB (5311)

Appendix B: Vehicles by Agency [5311]

Appendix C: Vehicles by Agency [All programs]

Appendix D: Facility Scorecards

Appendix E: TAM Accountable Executives

DOT Number	Program	CTD	Provider Number	Vendor	Category Description	Model Year	Meter Reading	Serial Number	Unit Condition	Inspection Date	Term	CLASS	ULB	Past ULB	Replacement Score
53112307	5311	13	180	HARPER COUNTY DOA	VAN,PASSENGER, COMP	2011	268422	2D4RN4DG3BR685808	3	09/01/21	3	VN	8	Y	192.37
00181264	5311	13	134	CITY OF KINGMAN	VAN, WINDOW, 13 PASS LIFT	2000	127932	1FDWE35L54HB64806	3	01/02/20	3	VN	8	Y	191.17
53112806	5311	4	237	FLINT HILLS ATA	TRANSIT BUS,20 PASS,LIFT	2012	254214	1FDFE4F56CDA94325	3	08/19/21	3	CU	10	Y	181.69
STAT1265	5311	6	205	MCPHERSON CO COA	VAN, CONV, 15 P.LIFT	2000	95657	1FDWE35LYHB42705	3	06/15/21	3	VN	8	Y	178.26
53111404	5311	7	140	CITY OF WILSON	VAN,WINDOW, 12 PASS	2001	105605	2B6LB31Z01K555086	3	06/07/22	3	VN	8	Y	177.24
53091826	5311	6	205	MCPHERSON CO COA	STATION WAGON,FULL-SIZE	2005	155467	1D4GP24R15B318545	3	06/23/22	3	AU	8	Y	177.19
53091933	5311	7	215	OCCK, INC.	VAN, WINDOW, 13 PASS LIFT	2006	165682	1FDWE35S06DA32001	3	05/31/22	3	VN	8	Y	176.27
OTHE2305	5311	8	139	CITY OF WAKEENEY	VAN, WINDOW, 13 PASS LIFT	2001	93436	1GBJG31G711190442	3	07/20/22	3	VN	8	Y	172.37
53112362	5311	4	237	FLINT HILLS ATA	TRANSIT BUS,20 PASS,LIFT	2011	243088	1FDFFE4F51BDB10106	2	04/06/22	4	CU	10	Y	172.24
53092037	5311	10	141	CLASS LTD	VAN,PASSENGER, COMP	2007	163409	1GNDV23W17D202032	3	09/22/21	3	VN	8	Y	170.36
STAT1656	5311	8	154	DSNWK	VAN,WINDOW, 12 PASS	2003	113287	1FDSS34L33HA77102	3	08/25/21	3	VN	8	Y	170.31
53091758	5311	10	141	CLASS LTD	VAN,PASSENGER, COMP	2005	137704	1GNDV23L55D211481	3	09/20/21	3	VN	8	Y	170.08
53112156	5311	7	215	OCCK, INC.	VAN, WINDOW, 13 PASS LIFT	2008	173337	1FD3E35S88DB00969	3	06/01/22	3	VN	8	Y	169.33
53092173	5311	10	245	SEK-CAP INC	VAN,MFSAB, 14 PASS LF	2008	171384	1GBJG31K191112304	3	08/09/21	3	VN	8	Y	168.55
OTHE2383	5311	7	217	OTTAWA CO TRANSPORT	TRANSIT BUS,20 PASS,LIFT	2012	188281	1FDXE45S82HA85896	4	06/09/20	2	CU	10	Y	165.31
53091815	5311	6	212	MULTI COMM DIV SERV	TRANSIT BUS,20 PASS,LIFT	2005	121165	1FDXE45S35HB19473	3	06/15/19	3	CU	10	Y	163.47
ARRA2350	5311	1	189	JOHNSON CO TRANSIT	TRANSIT BUS,20 PASS,LIFT	2011	188996	1FDFFE4F57BDA83476	3	04/14/22	3	CU	10	Y	160.60
STAT1657	5311	8	154	DSNWK	VAN,WINDOW, 12 PASS	2003	89898	1FDSS34L53HA77103	3	07/19/22	3	VN	8	Y	160.60
53112129	5311	10	245	SEK-CAP INC	VAN, WINDOW, 13 PASS LIFT	2008	150633	1FD3E35S68DB00971	3	08/09/21	3	VN	8	Y	160.25
53092252	5311	10	245	SEK-CAP INC	VAN, WINDOW, 13 PASS LIFT	2009	155525	1FDDEE35S49DA37735	3	08/09/21	3	VN	8	Y	157.21
STAT1633	5311	9	135	LAKEMARY CENTER	VAN,WINDOW, 12 PASS	2003	75903	1FDSS34L83HA72283	3	10/26/21	3	VN	8	Y	155.36
53092172	5311	10	245	SEK-CAP INC	VAN,MFSAB, 14 PASS LF	2009	150370	1GBJG31K391114278	3	08/09/21	3	VN	8	Y	155.15
53092251	5311	10	245	SEK-CAP INC	VAN, WINDOW, 13 PASS LIFT	2009	148047	1FDDEE35S59DA37730	3	08/09/21	3	VN	8	Y	154.22
53091856	5311	7	215	OCCK, INC.	VAN,PASSENGER, COMP	2006	110026	1FNNDV23L16D200236	3	06/01/22	3	VN	8	Y	154.01
STPO1632	5311	9	135	LAKEMARY CENTER	VAN,WINDOW, 12 PASS	2003	72101	1FDSS34L63HA72282	3	10/26/21	3	VN	8	Y	153.84
53091888	5311	10	245	SEK-CAP INC	VAN, WINDOW, 13 PASS LIFT	2006	106548	1FDWE35L06DA28412	3	08/09/21	3	VN	8	Y	152.62
53091978	5311	8	154	DSNWK	VAN,WINDOW, 12 PASS	2006	103647	1FTSS34L86DA67777	3	09/08/21	3	VN	8	Y	151.46
53091858	5311	7	215	OCCK, INC.	VAN,PASSENGER, COMP	2006	100563	1GNDV23L96D199269	3	06/01/22	3	VN	8	Y	150.23
53091921	5311	9	200	LOUISBURG SENIOR	VAN, WINDOW, 13 PASS LIFT	2006	100136	1FDWE35S46DA32003	3	09/10/21	3	VN	8	Y	150.05
53092004	5311	9	219	PAOLA SENIOR CIT CNT	VAN, WINDOW, 13 PASS LIFT	2007	104038	1FDWE35L07DA61203	3	09/01/21	3	VN	8	Y	146.62
53091908	5311	7	215	OCCK, INC.	VAN, PASSENGER, RAMP	2006	89898	1GBDV13L36D206529	3	06/01/22	3	VN	8	Y	145.96
53091867	5311	8	154	DSNWK	VAN,PASSENGER, COMP	2006	88840	1GNDV23L46D201705	3	08/13/20	3	VN	8	Y	145.54
53112487	5311	3	187	JEFFERSON CO SERV OR	VAN,PASSENGER, COMP	2013	174591	2C4RDGBG7DR788771	3	12/21/21	3	VN	8	Y	144.84
53112356	5311	10	198	LINN COUNTY TRANSPOR	VAN, WINDOW, 13 PASS LIFT	2011	148092	1FDDEE3F56BDA83491	3	10/14/21	3	VN	8	Y	144.24
53092186	5311	3	187	JEFFERSON CO SERV OR	VAN,PASSENGER, COMP	2009	146805	2D8HN44E19R634312	2	10/13/21	4	VN	8	Y	143.72
53112090	5311	7	197	LINCOLN COUNTY	VAN,PASSENGER, COMP	2008	105886	1GNDV23W08D164102	3	06/17/21	3	VN	8	Y	142.35
53091999	5311	7	235	REPUBLIC CO TRANSPOR	VAN, WINDOW, 13 PASS LIFT	2007	86025	1FDWE35S17DA73237	3	06/29/21	3	VN	8	Y	139.41
53091907	5311	7	215	OCCK, INC.	VAN, PASSENGER, RAMP	2006	72459	1GBDV13LX6D229371	3	06/02/22	3	VN	8	Y	138.98
53091910	5311	7	215	OCCK, INC.	VAN, PASSENGER, RAMP	2006	72266	1GBDV13L16D203466	3	06/01/22	3	VN	8	Y	138.91
ARRA2351	5311	1	189	JOHNSON CO TRANSIT	TRANSIT BUS,20 PASS,LIFT	2011	134354	1FDFFE4F59BDA83477	3	01/09/20	3	CU	10	Y	138.74
53092022	5311	10	264	TRI-VALLEY DEV SERV	TRANSIT BUS,20 PASS,LIFT	2007	82369	1FDXE45S17DA71689	3	11/12/21	3	VN	10	Y	137.95
53091909	5311	7	215	OCCK, INC.	VAN, PASSENGER, RAMP	2006	67821	1GBDV13L16D205914	3	06/01/22	3	VN	8	Y	137.05
53092005	5311	11	265	TWIN RIVERS DEV SUP	VAN, WINDOW, 13 PASS LIFT	2007	102119	1FDWE35SX7DA73236	2	08/21/19	4	VN	8	Y	135.85
53091920	5311	10	141	CLASS LTD	VAN, PASSENGER, RAMP	2006	64355	1GBDV12L76D208316	3	09/22/21	3	VN	8	Y	135.74
53112245	5311	13	192	KINGMAN COUNTY COA	VAN, PASSENGER, RAMP	2009	101808	2D8HN44E09R677491	3	09/21/21	3	VN	8	Y	135.72
53112210	5311	6	205	MCPHERSON CO COA	VAN, WINDOW, 13 PASS LIFT	2009	101262	1FDDEE35S89DA50309	3	06/23/22	3	VN	8	Y	135.50
53112105	5311	12	182	HARVEY COUNTY TRANSP	TRANSIT BUS,20 PASS,LIFT	2008	87206	1FD4E45S28DA92281	3	07/13/21	3	CU	10	Y	134.88
ARRA2268	5311	7	215	OCCK, INC.	TRANSIT BUS,20 PASS,LIFT	2010	110896	1FDFFE4F59ADA48890	3	05/31/22	3	CU	10	Y	134.36
53092466	5311	1	186	INDEPENDENCE INC	VAN, PASSENGER, RAMP	2013	171439	2C7WDBGG3DR709523	2	01/03/20	4	VN	8	Y	133.58
ARRA2295	5311	15	170	FINNEY COUNTY COA	TRANSIT BUS,20 PASS,LIFT	2010	107845	1FDFFE4F59ADA71960	3	08/04/21	3	CU	10	Y	133.14
53112131	5311	14	253	SUNFLOWER DIVER SERV	VAN, PASSENGER, RAMP	2008	81864	1GBDV13108D171336	3	08/24/20	3	VN	8	Y	132.75
53092205	5311	7	215	OCCK, INC.	TRANSIT BUS,20 PASS,LIFT	2009	94023	1FDDEE35S59DA57234	3	06/02/22	3	CU	10	Y	132.61
ARRA2297	5311	15	170	FINNEY COUNTY COA	TRANSIT BUS,20 PASS,LIFT	2010	105698	1FDFFE4F51ADA67879	3	08/04/21	3	CU	10	Y	132.28
ARRA2293	5311	15	170	FINNEY COUNTY COA	TRANSIT BUS,20 PASS,LIFT	2010	104513	1FDFFE4F59ADA71957	3	08/04/21	3	CU	10	Y	131.81
ARRA2298	5311	15	170	FINNEY COUNTY COA	TRANSIT BUS,20 PASS,LIFT	2010	104412	1FDFFE4F57ADA71956	3	08/05/21	3	CU	10	Y	131.76
53102406	5311	11	171	FOUR CO MENTAL HLTH	VAN, WINDOW, 13 PASS LIFT	2012	128446	1FDDEE3F51CDA67426	3	11/09/21	3	VN	8	Y	131.38
53112339	5311	10	245	SEK-CAP INC	VAN,PASSENGER, COMP	2011	113682	2D4RN4DG1BR708096	3	08/09/21	3	VN	8	Y	130.47
53112311	5311	10	245	SEK-CAP INC	VAN,PASSENGER, COMP	2011	113598	1FDDEE3F59BDA37136	3	08/09/21	3	VN	8	Y	130.44
53092006	5311	15	170	FINNEY COUNTY COA	VAN, PASSENGER, RAMP	2007	85013	1GBDV13127D172082	2	08/05/21	4	VN	8	Y	129.01
53112389	5311	12	116	BUTLER COUNTY	VAN, WINDOW, 13 PASS LIFT	2012	117247	1FDDEE3F56CDA55224	3	09/14/21	3	VN	8	Y	128.90
53112209	5311	6	205	MCPHERSON CO COA	VAN, WINDOW, 13 PASS LIFT	2009	78689	1FDDEE35S29DA50306	3	06/23/22	3	VN	8	Y	128.48
OTHE2260	5311	7	217	OTTAWA CO TRANSPORT	VAN, PASSENGER, RAMP	2009	78071	1FDK30G5NH862753	3	06/09/21	3	VN	8	Y	126.23
53112552	5311	7	217	OTTAWA CO TRANSPORT	VAN, PASSENGER, RAMP	2014	139237	2C7WDBGG4DR794646	3	06/09/21	3	VN	8	Y	125.69
53112309	5311	8	153	DECATUR COUNTY TRANS	VAN, WINDOW, 13 PASS LIFT	2011	100649	1FDDEE3F55BDA37134	3	09/16/20	3	VN	8	Y	125.26
53092468	5311	8	154	DSNWK	VAN, WINDOW, 13 PASS LIFT	2013	124599	1FDFFE4F58DDA59786	3	08/18/21	3	VN	8	Y	124.84
53112563	5311	5	201	LYON COUNTY	VAN,PASSENGER, COMP	2014	160393	2C7WDBGG8ER360621	2	08/19/21	4	VN	8	Y	124.16
53112596	5311	11	178	GREENWOOD CO COA	VAN,PASSENGER, COMP	2014	133249	2C7WDBGG1ER360637	3	08/31/21	3	VN	8	Y	123.30
53112304	5311	3	187	JEFFERSON CO SERV OR	VAN, WINDOW, 13 PASS LIFT	2010	81904	1FDDEE3F55ADA65756	3	02/18/22	3	VN	8	Y	122.76
53112365	5311	9	200	LOUISBURG SENIOR	VAN, PASSENGER, RAMP	2012	105510	2C4RDGBGXCRI74487	3	09/23/19	3	VN	8	Y	122.20
53162398	5311	10	264	TRI-VALLEY DEV SERV	TRANSIT BUS,20 PASS,LIFT	2012	104421	1FDFFE4F5XCDA92822	3	11/12/21	3	CU	10	Y	121.77
53092206	5311	3	213	NEMAHA COUNTY	VAN, WINDOW, 13 PASS LIFT	2009	65911	1FDDEE35S99DA37729	3	09/15/21	3	VN	8	Y	121.36
53112200	5311	11	265	TWIN RIVERS DEV SUP	VAN, WINDOW, 13 PASS LIFT	2009	89715	1FDDEE35S39DA39010	2	09/22/21	4	VN	8	Y	120.89
53112134	5311	5	122	CHASE COUNTY	TRANSIT BUS,20 PASS,LIFT	2008	51946	1FD4E45S48DA92279	3	06/13/22	3	CU	10	Y	120.78
53092433	5311	10	141	CLASS LTD	VAN,PASSENGER, COMP	2013	113117	2C4RDGB4DR654350	3	09/22/21	3	VN	8	Y	120.25

DOT Number	Program	CTD	Provider Number	Vendor	Category Description	Model Year	Meter Reading	Serial Number	Unit Condition	Inspection Date	Term	CLASS	ULB	Past ULB	Replacement Score
53112371	5311	7	164	ELLSWORTH CO COA	VAN, PASSENGER, RAMP	2012	100519	2C4RDGBGXCR180676	3	06/07/22	3	VN	8	Y	120.21
53092302	5311	7	215	OCCK, INC.	VAN, PASSENGER, RAMP	2010	75193	2D4RNDE2AR303880	3	06/02/22	3	VN	8	Y	120.08
53112548	5311	10	245	SEK-CAP INC	VAN,PASSENGER, COMP	2014	122805	2C7WDGBG5DR813155	3	08/09/21	3	VN	8	Y	119.12
53092469	5311	11	178	GREENWOOD CO COA	VAN, PASSENGER, RAMP	2013	105289	2C7WDGBG9DR709526	3	08/31/21	3	VN	8	Y	117.12
53092445	5311	14	240	RUSH COUNTY TRANSPOR	VAN, WINDOW, 13 PASS LIFT	2013	101094	1FDFE4FSXDDA59787	3	05/11/22	3	VN	8	Y	115.44
53112346	5311	12	116	BUTLER COUNTY	VAN, PASSENGER, RAMP	2011	75113	2D4RN4DG6BR667674	3	09/14/21	3	VN	8	Y	115.05
53112599	5311	7	215	OCCK(FORMLY CONCORDI	VAN,PASSENGER, COMP	2014	111376	2C7WDGBG5ER360639	3	06/18/21	3	VN	8	Y	114.55
53162333	5311	10	264	TRI-VALLEY DEV SERV	TRANSIT BUS,20 PASS,LIFT	2011	68761	1FDFE4FS5BDA63159	3	12/09/21	3	CU	10	Y	112.50
53112581	5311	8	136	CITY OF PHILLIPSBURG	VAN, PASSENGER, RAMP	2014	104603	2C7WDGBGXER360619	3	06/21/22	3	VN	8	Y	111.84
53092286	5311	7	140	CITY OF WILSON	VAN, PASSENGER, RAMP	2010	48697	2D4RN4DE4AR277931	3	06/07/22	3	VN	8	Y	109.48
53112612	5311	12	182	HARVEY COUNTY TRANSP	VAN,PASSENGER, COMP	2014	122702	2C7WDGBG3ER360624	2	07/29/21	4	VN	8	Y	109.08
53092463	5311	9	135	LAKEMARY CENTER	VAN, PASSENGER, RAMP	2013	83111	2C7WDGBG1DR709522	3	10/26/21	3	VN	8	Y	108.24
53162399	5311	10	264	TRI-VALLEY DEV SERV	TRANSIT BUS,20 PASS,LIFT	2012	70608	1FDFE4FS4CDA94324	3	09/28/20	3	CU	10	Y	108.24
53112347	5311	12	182	HARVEY COUNTY TRANSP	TRANSIT BUS,20 PASS,LIFT	2011	53168	FD4FE4FS2BDA86866	3	07/06/22	3	CU	10	Y	106.27
53112409	5311	15	277	CITY OF LIBERAL	VAN, PASSENGER, RAMP	2012	87008	2C4RDGBG5CR231713	2	10/28/21	4	VN	8	Y	104.80
OTHE3041	5311	3	213	NEMAHA COUNTY	VAN, PASSENGER, RAMP	2014	108367	2C4RDGCG4ER267314	2	09/15/21	4	VN	8	Y	103.35
53112602	5311	15	277	CITY OF LIBERAL	VAN,PASSENGER, COMP	2014	80313	2C7WDGBG1ER360623	3	08/12/21	3	VN	8	Y	102.13
53112534	5311	7	131	CITY OF HERINGTON	VAN, PASSENGER, RAMP	2014	62521	2C7WDGBG3DR813154	3	06/10/22	3	VN	8	Y	95.01
53112566	5311	4	142	CLAY CO TASK FORCE	VAN, PASSENGER, RAMP	2014	61275	2C7WDGBG2ER360615	3	06/09/21	3	VN	8	Y	94.51
53112571	5311	11	149	COWLEY COUNTY COA	VAN,PASSENGER, COMP	2014	67738	2C7WDGBG0ER360631	2	09/24/21	4	VN	8	Y	87.10

2022

DOT Number	Program	CTD	Provider Number	Vendor	Category Description	Model Year	Meter Reading	Serial Number	Unit Condition	Inspection Date	Term	CLASS	ULB	Past ULB	Replacement Score
53112658	5311	9	103	ANDERSON COA	TRANSIT BUS,20 PASS,LIFT	2015	62566	1FDDE4F57EDB17386	3	09/29/21	3	CU	10	N	90.03
53392731	5311	5	103	ANDERSON COA	TRANSIT BUS,20 PASS,LIFT	2015	42573	1FDDE4F58GDC17287	3	09/29/21	3	CU	10	N	82.03
53112389	5311	12	116	BUTLER COUNTY	VAN, WINDOW, 13 PASS LIFT	2012	117247	1FDDE3F56GDA55224	3	09/14/21	3	VN	8	Y	126.90
53092449	5311	12	116	BUTLER COUNTY	TRANSIT BUS,20 PASS,LIFT	2013	122660	1FDDE4F56DDA59785	3	09/14/21	3	CU	10	N	124.06
53112539	5311	12	116	BUTLER COUNTY	TRANSIT BUS,20 PASS,LIFT	2014	119061	1FDDE3F52DD30366	3	09/14/21	3	CU	10	N	117.62
53112346	5311	12	116	BUTLER COUNTY	VAN, PASSENGER, RAMP	2011	75113	2D4RNADG6BR667674	3	09/14/21	3	VN	8	Y	115.05
53112575	5311	12	116	BUTLER COUNTY	TRANSIT BUS,20 PASS,LIFT	2014	101920	1FDDE4F57EDA91761	3	09/14/21	3	CU	10	N	110.77
53112874	5311	9	116	BUTLER COUNTY	TRANSIT BUS,14 PASS LIFT	2017	67602	1FDDE4F5XHDCC1857	3	09/28/21	3	CU	10	N	82.04
53112921	5311	9	116	BUTLER COUNTY	TRANSIT BUS,14 PASS LIFT	2017	39926	1FDZX2CG3HK828803	1	09/14/21	5	CU	10	N	50.97
53112134	5311	5	122	CHASE COUNTY	TRANSIT BUS,20 PASS,LIFT	2008	51946	1FD4E45S48DA92279	3	06/13/22	3	CU	10	Y	120.78
53112659	5311	5	122	CHASE COUNTY	TRANSIT BUS,20 PASS,LIFT	2015	28802	1FDDE4F53EDA02866	3	06/13/22	3	CU	10	N	76.52
53392829	5311	8	282	CHEYENNE CO	VAN, WINDOW, 13 PASS LIFT	2017	64869	1FTBW3XMOKHA11856	3	07/19/22	3	VN	8	N	80.95
53112514	5311	1	127	CITY OF BONNER SPRIN	TRANSIT BUS,20 PASS,LIFT	2013	74754	1FDDE4F50DDA85721	3	12/30/19	3	CU	10	N	104.90
53112620	5311	1	127	CITY OF BONNER SPRIN	VAN, PASSENGER, RAMP	2015	19887	2C7WDGGBG0ER456758	1	02/21/20	5	VN	8	N	52.95
53392856	5311	1	127	CITY OF BONNER SPRIN	TRANSIT BUS,14 PASS LIFT	2017	24825	1FDDE4F58HDC22202	1	06/19/19	5	CU	10	N	44.93
53112927	5311	1	127	CITY OF BONNER SPRIN	VAN, WINDOW, 13 PASS LIFT	2018	9079	1FDZX2CG6JKA32752	1	06/20/19	5	VN	8	N	33.63
53112857	5311	6	128	CITY OF DODGE CITY	TRANSIT BUS,20 PASS,LIFT	2013	135690	1FEFE4FSXDDA72782	4	07/29/21	2	CU	10	N	139.28
53112608	5311	15	128	CITY OF DODGE CITY	TRANSIT BUS,20 PASS,LIFT	2014	160904	1FDDE4F57EDB17288	3	07/29/21	2	CU	10	N	134.36
53112737	5311	6	128	CITY OF DODGE CITY	TRANSIT BUS,20 PASS,LIFT	2016	130545	1FDDE4F54GDC17271	3	08/11/21	3	CU	10	N	112.22
53112738	5311	6	128	CITY OF DODGE CITY	TRANSIT BUS,20 PASS,LIFT	2016	117116	1FDDE4F57GDC17278	3	07/29/21	3	CU	10	N	106.85
53112665	5311	15	128	CITY OF DODGE CITY	VAN, PASSENGER, RAMP	2015	47277	2C7WDGGBG6FR14148	2	07/29/21	4	VN	8	N	73.91
53113040	5311	6	128	CITY OF DODGE CITY	TRANSIT BUS,20 PASS	2018	62881	1FDDE4F57JDC41863	2	07/29/21	4	CU	10	N	65.15
53113055	5311	6	128	CITY OF DODGE CITY	TRANSIT BUS,20 PASS,LIFT	2019	50609	1FDDE4F58KDC49455	2	07/29/21	4	CU	10	N	55.24
53113057	5311	6	128	CITY OF DODGE CITY	TRANSIT BUS,20 PASS,LIFT	2019	42948	1FDDE4F59KDC49464	1	07/29/21	5	CU	10	N	42.18
53113056	5311	6	128	CITY OF DODGE CITY	TRANSIT BUS,20 PASS,LIFT	2019	27342	1FDDE4F57KDC49463	1	07/29/21	5	CU	10	N	35.94
53113204	5311	6	128	CITY OF DODGE CITY	TRANSIT BUS,20 PASS,LIFT	2021	6712	1FDDE4FN8MDC25251	1	07/29/21	5	CU	10	N	17.68
53113205	5311	6	128	CITY OF DODGE CITY	TRANSIT BUS,20 PASS,LIFT	2021	4171	1FDDE4FN8MDC31602	1	07/29/21	5	CU	10	N	16.67
53112934	5311	8	129	CITY OF GOODLAND	VAN, WINDOW, 12 PASS,LIFT	2018	55594	1FDVU4XG4JKB11995	1	07/26/22	5	VN	8	N	52.24
53112547	5311	14	130	CITY OF GREAT BEND	TRANSIT BUS,20 PASS,LIFT	2014	122855	1FDDE4F55DD30748	3	08/21/20	3	CU	10	N	119.14
53112635	5311	14	130	CITY OF GREAT BEND	TRANSIT BUS,20 PASS,LIFT	2015	93880	1FDDE4F54EDB17376	2	08/21/20	4	CU	10	N	92.55
53113104	5311	2	130	CITY OF GREAT BEND	VAN, WINDOW, 13 PASS LIFT	2020	100	1FDVU4XG4KK886150	1	06/23/20	5	VN	8	N	20.04
53113142	5311	2	130	CITY OF GREAT BEND	VAN, PASSENGER, RAMP	2020	100	2C7WDGGBG4KR793719	1	10/21/20	5	VN	8	N	20.04
53113181	5311	2	130	CITY OF GREAT BEND	VAN, WINDOW, 13 PASS	2020	100	1FDVU4XG3LKB54789	1	02/26/21	5	VN	8	N	20.04
53112534	5311	7	131	CITY OF HERINGTON	VAN, PASSENGER, RAMP	2014	62521	2C7WDGGBG3DR13154	3	06/10/22	3	VN	8	Y	95.01
53092446	5311	14	132	CITY OF HOISINGTON	TRANSIT BUS,20 PASS,LIFT	2013	76828	1FDDE4F52DDA59556	3	09/27/21	3	CU	10	N	105.73
00181264	5311	13	134	CITY OF KINGMAN	VAN, WINDOW, 13 PASS LIFT	2000	127932	1FDWE35L54HB84806	3	01/02/20	3	VN	8	Y	191.17
53112525	5311	13	134	CITY OF KINGMAN	TRANSIT BUS,20 PASS,LIFT	2014	64411	1FDDE4F58DD27293	3	01/03/20	5	CU	10	N	75.76
53112604	5311	15	277	CITY OF LIBERAL	TRANSIT BUS,20 PASS,LIFT	2014	118930	1FDDE4F59EDB10116	3	08/12/21	3	CU	10	N	117.57
53112409	5311	15	277	CITY OF LIBERAL	VAN, PASSENGER, RAMP	2012	87008	2C4RDGBG5SCR231713	2	10/28/21	4	VN	8	Y	104.80
53112602	5311	15	277	CITY OF LIBERAL	VAN, PASSENGER, COMP	2014	80313	2C7WDGGBG1ER360623	3	08/12/21	3	VN	8	Y	102.13
53112973	5311	6	277	CITY OF LIBERAL	TRANSIT BUS,14 PASS LIFT	2018	65874	1FDDE4F57JDC42804	2	08/12/21	4	CU	10	N	66.35
53112971	5311	6	277	CITY OF LIBERAL	TRANSIT BUS,14 PASS LIFT	2018	64890	1FDDE4F51JDC42801	2	10/28/21	4	CU	10	N	65.96
53112972	5311	6	277	CITY OF LIBERAL	TRANSIT BUS,14 PASS LIFT	2018	64271	1FDDE4F53JDC42802	2	08/12/21	4	CU	10	N	65.71
53112974	5311	6	277	CITY OF LIBERAL	TRANSIT BUS,14 PASS LIFT	2018	60607	1FDDE4F50JDC42806	1	08/12/21	5	CU	10	N	54.24
53113077	5311	6	277	CITY OF LIBERAL	VAN, PASSENGER, RAMP	2019	11840	2C7WDGGBG4KR728359	1	08/12/21	5	VN	8	N	29.66
53112581	5311	8	136	CITY OF PHILLIPSBURG	VAN, PASSENGER, RAMP	2014	104603	2C7WDGGBXER380619	3	06/21/22	3	VN	8	Y	111.84
53392767	5311	8	136	CITY OF PHILLIPSBURG	VAN, WINDOW, 13 PASS	2016	28503	1FBZX2CG5GKA37300	2	06/21/22	4	VN	8	N	61.40
53392718	5311	8	137	CITY OF RUSSELL	TRANSIT BUS,20 PASS,LIFT	2015	95815	1FDDE4F57GDC17264	3	07/08/22	3	CU	10	N	103.33
53113160	5311	8	137	CITY OF RUSSELL	TRANSIT BUS,14 PASS LIFT	2021	28229	1FDDE4FN6MDC25250	3	07/08/22	3	CU	10	N	46.29
53113084	5311	8	138	CITY OF SMITH CENTER	VAN, PASSENGER, RAMP	2019	28366	2C7WDGGBG0KR728348	2	06/21/22	4	VN	8	N	46.35
53112957	5311	8	138	CITY OF SMITH CENTER	VAN, WINDOW, 12 PASS,LIFT	2018	15410	1FDVU4XG6JKB12002	1	11/06/19	5	VN	8	N	36.16
OTHE2305	5311	8	139	CITY OF WAKEENEY	VAN, WINDOW, 13 PASS LIFT	2001	93436	1GBJG31G711190442	3	07/20/22	3	VN	8	Y	172.37
53113184	5311	8	139	CITY OF WAKEENEY	VAN, WINDOW, 13 PASS LIFT	2020	20552	1FDVU4XGXLKB54790	3	07/20/22	3	VN	8	N	48.22
53111404	5311	7	140	CITY OF WILSON	VAN, WINDOW, 12 PASS	2001	105605	2B6L31Z01K555086	3	06/07/22	3	VN	8	Y	177.24
53092286	5311	7	140	CITY OF WILSON	VAN, PASSENGER, RAMP	2010	48697	2D4RN4DE4AR277931	3	06/07/22	3	VN	8	Y	109.48
53092037	5311	10	141	CLASS LTD	VAN,PASSENGER, COMP	2007	163409	1GNDV23W17D202032	3	09/22/21	3	VN	8	Y	170.36
53091758	5311	10	141	CLASS LTD	VAN,PASSENGER, COMP	2005	137704	1GNDV23L55D211481	3	09/20/21	3	VN	8	Y	170.08
53091920	5311	10	141	CLASS LTD	VAN, PASSENGER, RAMP	2006	64355	1GBDV12L76D208316	3	09/22/21	3	VN	8	Y	135.74
53092433	5311	10	141	CLASS LTD	VAN,PASSENGER, COMP	2013	113117	2C4RDGB4DR654350	3	09/22/21	3	VN	8	Y	120.25
53112711	5311	11	141	CLASS LTD	VAN, PASSENGER, RAMP	2015	88066	2C7WDGGBG0FR642897	3	09/22/21	3	VN	8	N	100.23
53392818	5311	10	141	CLASS LTD	TRANSIT BUS,14 PASS LIFT	2017	93278	1FDDE4F5XHDCC03120	3	09/20/21	3	CU	10	N	92.31
53392819	5311	10	141	CLASS LTD	TRANSIT BUS,14 PASS LIFT	2017	75453	1FDDE4F54HDC03128	3	09/23/21	3	CU	10	N	85.18
53162772	5311	10	141	CLASS LTD	TRANSIT BUS,20 PASS,LIFT	2016	62825	1FDDE4F51GDC17275	3	09/20/21	3	CU	10	N	85.13
53112873	5311	10	141	CLASS LTD	VAN, PASSENGER, RAMP	2017	63073	2C7WDGGBG5HR787629	3	09/20/21	3	VN	8	N	80.23
53113050	5311	10	141	CLASS LTD	TRANSIT BUS,14 PASS LIFT	2019	40859	1FDDE4F57KDC47244	3	09/22/21	3	CU	10	N	61.34
53112940	5311	10	141	CLASS LTD	TRANSIT BUS,14 PASS LIFT	2018	33074	1FDDE4F57JDC42821	2	09/22/21	4	CU	10	N	53.23
53112939	5311	10	141	CLASS LTD	TRANSIT BUS,14 PASS LIFT	2018	19802	1FDDE4F5JDC42811	1	09/22/21	5	CU	10	N	37.92
53113159	5311	10	141	CLASS LTD	TRANSIT BUS,14 PASS LIFT	2021	7513	1FDDE4FN3MDC22709	1	09/22/21	5	CU	10	N	18.01
53093044	5311	4	142	CLAY CO TASK FORCE	VAN, PASSENGER, RAMP	2018	135728	2C7WDGGBG9ER380627	3	06/09/22	3	VN	8	N	104.29
53112566	5311	4	142	CLAY CO TASK FORCE	VAN, PASSENGER, RAMP	2014	61275	2C7WDGGBG2ER380615	3	06/09/21	3	VN	8	Y	94.51
53113119	5311	5	144	COFFEY COUNTY TRANS	VAN, WINDOW, 13 PASS	2020	15674	1FDVU4XG0KKB86257	1	09/14/21	5	VN	8	N	26.27



DOT Number	Program	CTD	Provider Number	Vendor	Category Description	Model Year	Meter Reading	Serial Number	Unit Condition	Inspection Date	Term	CLASS	ULB	Past ULB	Replacement Score
53392712	5311	5	144	COFFEY COUNTY TRANSP	VAN, PASSENGER, RAMP	2015	202284	2C7WDGBG2FR703070	3	09/14/21	3	VN	8	N	145.91
53112888	5311	5	144	COFFEY COUNTY TRANSP	TRANSIT BUS, 14 PASS LIFT	2017	149149	1FDDE4F58HDC61856	3	09/14/21	3	CU	10	N	114.66
53392847	5311	5	144	COFFEY COUNTY TRANSP	VAN, WINDOW, 13 PASS LIFT	2017	134250	1FTBW3XM6HKA11859	3	09/14/21	3	VN	8	N	108.70
53113016	5311	5	144	COFFEY COUNTY TRANSP	VAN, PASSENGER, RAMP	2018	128985	2C4RDBGG5JR364226	3	09/14/21	3	VN	8	N	101.59
53112889	5311	5	144	COFFEY COUNTY TRANSP	TRANSIT BUS, 14 PASS LIFT	2017	112925	1FDDE4F51HDC61858	3	09/14/21	3	CU	10	N	100.17
53113015	5311	5	144	COFFEY COUNTY TRANSP	VAN, PASSENGER, RAMP	2018	103751	2C4RDBGG3JR364225	3	09/14/21	3	VN	8	N	91.50
53113108	5311	5	144	COFFEY COUNTY TRANSP	VAN, PASSENGER, RAMP	2019	48847	2C7WDGBG4KR28644	2	09/14/21	4	VN	8	N	54.54
53113107	5311	5	144	COFFEY COUNTY TRANSP	VAN, PASSENGER, RAMP	2019	30497	2C7WDGBG2KR28643	1	09/14/21	5	VN	8	N	37.20
53392786	5311	5	146	COMMUNITY SENIOR SER	VAN, PASSENGER, RAMP	2016	49422	2C7WDGBG5GR144289	3	08/26/21	3	VN	8	N	79.77
53112862	5311	5	146	COMMUNITY SENIOR SER	VAN, PASSENGER, RAMP	2017	25427	2C7WDGBG7HR742949	3	08/26/21	3	VN	8	N	65.17
53113003	5311	5	146	COMMUNITY SENIOR SER	VAN, PASSENGER, RAMP	2018	24536	2C4RDBG4JR364220	3	08/26/21	3	VN	8	N	59.81
53112553	5311	11	149	COWLEY COUNTY COA	TRANSIT BUS, 20 PASS LIFT	2014	142419	1FDDE4F58DD28881	3	09/24/21	3	CU	10	N	126.97
53092465	5311	11	149	COWLEY COUNTY COA	TRANSIT BUS, 20 PASS LIFT	2013	119029	1FDDE4F51DDA59788	3	09/24/21	3	CU	10	N	122.61
53112571	5311	11	149	COWLEY COUNTY COA	VAN, PASSENGER, COMP	2014	67738	2C7WDGBG0ER360631	2	09/24/21	4	VN	8	Y	87.10
53112986	5311	9	149	COWLEY COUNTY COA	VAN, PASSENGER, RAMP	2018	16003	2C4RDBGXJR364237	1	09/24/21	5	VN	8	N	36.40
53112933	5311	9	149	COWLEY COUNTY COA	VAN, WINDOW, 12 PASS	2018	6014	1FDVU4XG4JKB12032	1	09/24/21	5	VN	8	N	32.41
53113182	5311	8	153	DECATUR CO TRANSPORT	TRANSIT BUS, 14 PASS LIFT	2021	6724	1FDDE4FN5MDC26048	2	07/06/22	4	CU	10	N	27.69
53112309	5311	8	153	DECATUR COUNTY TRANS	VAN, WINDOW, 13 PASS LIFT	2011	100649	1FDDE3F55BDA37134	3	09/16/20	3	VN	8	Y	125.26
53392668	5311	3	158	DONIPHAN CO TRANS	VAN, PASSENGER, RAMP	2015	125623	2C7WDGBG2FR642822	3	03/04/22	3	VN	8	N	115.25
53112870	5311	3	158	DONIPHAN CO TRANS	VAN, PASSENGER, RAMP	2017	94193	2C7WDGBG2HR787636	3	01/06/22	3	VN	8	N	92.68
53113020	5311	3	158	DONIPHAN CO TRANS	VAN, PASSENGER, RAMP	2018	65852	2C4RDBGXJR364254	2	03/04/22	4	VN	8	N	66.34
53392855	5311	3	158	DONIPHAN CO TRANS	VAN, WINDOW, 13 PASS LIFT	2017	33477	1FTBW3XM1HKA11851	2	03/04/22	4	VN	8	N	58.39
53113145	5311	3	158	DONIPHAN CO TRANSP	VAN, PASSENGER, RAMP	2020	29931	2C7WDGBG3KR796238	3	03/17/22	3	VN	8	N	51.97
STAT1656	5311	8	154	DSNWK	VAN, WINDOW, 12 PASS	2003	113287	1FDSS34L33HA77102	3	08/25/21	3	VN	8	Y	170.31
STAT1657	5311	8	154	DSNWK	VAN, WINDOW, 12 PASS	2003	88988	1FDSS34L53HA77103	3	07/19/22	3	VN	8	Y	160.60
53091978	5311	8	154	DSNWK	VAN, WINDOW, 12 PASS	2006	103647	1FTSS34L86DA67717	3	09/08/21	3	VN	8	Y	151.46
53091867	5311	8	154	DSNWK	VAN, PASSENGER, COMP	2006	88840	1GNDV23L46D201705	3	08/13/20	3	VN	8	Y	145.54
53092468	5311	8	154	DSNWK	VAN, WINDOW, 13 PASS LIFT	2013	124599	1FDDE4F58DDA59786	3	08/18/21	3	VN	8	Y	124.84
53112520	5311	8	154	DSNWK	TRANSIT BUS, 20 PASS LIFT	2014	116517	1FDDE3F56DD28880	3	06/23/22	3	CU	10	N	116.61
53112628	5311	8	154	DSNWK	TRANSIT BUS, 20 PASS LIFT	2015	127363	1FDDE4F53EDB17370	3	08/18/21	3	CU	10	N	115.95
53112519	5311	8	154	DSNWK	TRANSIT BUS, 20 PASS LIFT	2014	110490	1FDDE4F56DD28877	3	06/23/22	3	CU	10	N	114.20
53112629	5311	8	154	DSNWK	TRANSIT BUS, 20 PASS LIFT	2015	106011	1FDDE4F55EDB17371	3	08/18/21	3	CU	10	N	107.40
53392726	5311	8	154	DSNWK	TRANSIT BUS, 20 PASS LIFT	2016	94467	1FDDE4F57GDC17281	3	08/18/21	3	CU	10	N	97.79
53112950	5311	8	154	DSNWK	TRANSIT BUS, 14 PASS LIFT	2018	59352	1FDDE4F54JDC42808	3	06/23/22	3	CU	10	N	73.74
53392849	5311	8	154	DSNWK	VAN, WINDOW, 13 PASS LIFT	2017	59820	1FDDE4F51HDC22204	2	08/25/21	4	VN	8	N	68.97
53392848	5311	8	154	DSNWK	VAN, WINDOW, 13 PASS LIFT	2017	41464	1FDDE4F5XHC22198	2	08/18/21	4	VN	8	N	61.59
53112902	5311	8	154	DSNWK	TRANSIT BUS, 14 PASS LIFT	2017	32707	1FDDE4F53HDC74045	2	09/08/21	4	VN	8	N	58.08
53113202	5311	8	154	DSNWK	TRANSIT BUS, 14 PASS LIFT	2021	17069	1FDDE4F5N2MDC25245	3	06/23/22	3	CU	10	N	41.83
53112871	5311	10	162	ELK COUNTY COA	VAN, PASSENGER, RAMP	2017	101654	2C7WDGBG8HR742992	3	09/02/21	3	VN	8	N	95.66
53113124	5311	10	162	ELK COUNTY COUNCIL	VAN, PASSENGER, RAMP	2020	21220	2C7WDGBG5KR801049	1	09/02/21	5	VN	8	N	28.49
53112371	5311	7	164	ELLSWORTH CO COA	VAN, PASSENGER, RAMP	2012	100519	2C4RDBGXCR180676	3	06/07/22	3	VN	8	Y	120.21
53113165	5311	6	170	FINNEY CO COMM ON AG	TRANSIT BUS, 14 PASS LIFT	2021	8494	1FDDE4F5N7MDC25242	1	08/04/21	5	CU	10	N	18.40
53113164	5311	6	170	FINNEY CO COMM ON AG	TRANSIT BUS, 14 PASS LIFT	2021	6941	1FDDE4F5N8MDC25234	1	08/05/21	5	CU	10	N	17.78
53113166	5311	6	170	FINNEY CO COMM ON AG	TRANSIT BUS, 14 PASS LIFT	2021	6791	1FDDE4F5N9MDC25243	1	08/04/21	5	CU	10	N	17.72
ARRA2295	5311	15	170	FINNEY COUNTY COA	TRANSIT BUS, 20 PASS LIFT	2010	107845	1FDDE4F59ADA71960	3	08/04/21	3	CU	10	Y	133.14
ARRA2297	5311	15	170	FINNEY COUNTY COA	TRANSIT BUS, 20 PASS LIFT	2010	105698	1FDDE4F51ADA67879	3	08/04/21	3	CU	10	Y	132.28
ARRA2293	5311	15	170	FINNEY COUNTY COA	TRANSIT BUS, 20 PASS LIFT	2010	104513	1FDDE4F59ADA71957	3	08/04/21	3	CU	10	Y	131.81
ARRA2298	5311	15	170	FINNEY COUNTY COA	TRANSIT BUS, 20 PASS LIFT	2010	104412	1FDDE4F57ADA71956	3	08/05/21	3	CU	10	Y	131.76
53092006	5311	15	170	FINNEY COUNTY COA	VAN, PASSENGER, RAMP	2007	85013	1GBDV13127D172082	2	08/05/21	4	VN	8	Y	129.01
53112743	5311	6	170	FINNEY COUNTY COA	TRANSIT BUS, 20 PASS LIFT	2015	103172	1FDDE4F54GDC17285	3	08/04/21	3	CU	10	N	106.27
53112742	5311	6	170	FINNEY COUNTY COA	TRANSIT BUS, 20 PASS LIFT	2016	84677	1FDDE4S2GDC17284	3	08/05/21	3	CU	10	N	93.87
53112908	5311	6	170	FINNEY COUNTY COA	TRANSIT BUS, 14 PASS LIFT	2017	86352	1FDDE4F5XHC27079	3	08/04/21	3	CU	10	N	81.54
53112962	5311	6	170	FINNEY COUNTY COA	TRANSIT BUS, 20 PASS LIFT	2018	32396	1FDDE4F53JDC42816	2	08/05/21	4	CU	10	N	52.96
53112961	5311	6	170	FINNEY COUNTY COA	TRANSIT BUS, 20 PASS LIFT	2018	31685	1FDDE4F52JDC42807	2	08/04/21	4	CU	10	N	52.67
53112964	5311	6	170	FINNEY COUNTY COA	TRANSIT BUS, 20 PASS LIFT	2018	31299	1FDDE4F59JDC42805	2	04/08/21	4	CU	10	N	52.52
53113073	5311	6	170	FINNEY COUNTY COA	TRANSIT BUS, 20 PASS LIFT	2020	21896	1FDDE4F59KDC51165	1	08/05/21	5	CU	10	N	28.76
53113072	5311	6	170	FINNEY COUNTY COA	TRANSIT BUS, 20 PASS LIFT	2020	16577	1FDDE4F50KDC51166	1	08/04/21	5	CU	10	N	26.63
53103100	5311	4	237	FLINT HILLS ATA	TRANSIT BUS, 20 PASS LIFT	2020	42766	1FDDE4F57KDC52802	1	03/09/22	5	CU	10	N	37.11
53112806	5311	4	237	FLINT HILLS ATA	TRANSIT BUS, 20 PASS LIFT	2012	254214	1FDDE4F56CDA94325	3	08/19/21	3	CU	10	Y	181.69
53112362	5311	4	237	FLINT HILLS ATA	TRANSIT BUS, 20 PASS LIFT	2011	243088	1FDDE4F51BDB10106	2	04/06/22	4	CU	10	Y	172.24
53112554	5311	4	237	FLINT HILLS ATA	TRANSIT BUS, 20 PASS LIFT	2014	209632	1FDDE4F55DD30751	3	03/19/20	3	CU	10	N	153.85
53092507	5311	4	237	FLINT HILLS ATA	TRANSIT BUS, 20 PASS LIFT	2013	219946	1FDDE4F58DDA72781	2	02/11/22	4	CU	10	N	152.98
53392762	5311	4	237	FLINT HILLS ATA	TRANSIT BUS, 20 PASS	2016	212944	1FDDE4F53GDC21103	3	03/04/22	3	CU	10	N	145.18
53392761	5311	4	237	FLINT HILLS ATA	TRANSIT BUS, 20 PASS	2016	194720	1FDDE4F51GDC21102	3	04/06/22	3	CU	10	N	137.89
53392766	5311	4	237	FLINT HILLS ATA	TRANSIT BUS, 20 PASS	2016	178566	1FDDE4F50GDC21107	3	07/05/22	3	CU	10	N	131.43
53392763	5311	4	237	FLINT HILLS ATA	TRANSIT BUS, 20 PASS	2016	171717	1FDDE4F55GDC21104	3	07/14/22	3	CU	10	N	128.69
53392760	5311	4	237	FLINT HILLS ATA	TRANSIT BUS, 20 PASS	2016	167441	1FDDE4F50GDC21101	2	07/07/22	4	CU	10	N	116.98
53392852	5311	4	237	FLINT HILLS ATA	TRANSIT BUS, 14 PASS LIFT	2017	178115	1FDDE4F51HDC22199	2	03/09/22	4	CU	10	N	116.25
53392764	5311	4	237	FLINT HILLS ATA	TRANSIT BUS, 20 PASS	2016	160898	1FDDE4F57GDC21105	2	03/09/22	4	CU	10	N	114.36
53112640	5311	4	237	FLINT HILLS ATA	TRANSIT BUS, 20 PASS LIFT	2015	148045	1FDDE4S2EDB17375	2	08/19/21	4	CU	10	N	114.22
53392765	5311	4	237	FLINT HILLS ATA	TRANSIT BUS, 20 PASS	2016	131901	1FDDE4F59GDC21106	3	07/07/22	3	CU	10	N	112.76
53392853	5311	4	237	FLINT HILLS ATA	TRANSIT BUS, 14 PASS LIFT	2017	134973	1FDDE4F55HDC22206	3	07/08/22	3	CU	10	N	108.99
53112905	5311	4	237	FLINT HILLS ATA	TRANSIT BUS, 14 PASS LIFT	2017	130358	1FDDE4F58HDC72081	3	04/25/22	3	CU	10	N	107.14
53112639	5311	4	237	FLINT HILLS ATA	TRANSIT BUS, 20 PASS LIFT	2015	128448	1FDDE4S0EDB17374	2	04/25/22	4	CU	10	N	106.38

DOT Number	Program	CTD	Provider Number	Vendor	Category Description	Model Year	Meter Reading	Serial Number	Unit Condition	Inspection Date	Term	CLASS	ULB	Past ULB	Replacement Score
53392898	5311	4	237	FLINT HILLS ATA	TRANSIT BUS, 14 PASS LIFT	2017	120179	1FDDE4F55HDC72071	2	02/07/22	4	CU	10	N	93.07
53112906	5311	4	237	FLINT HILLS ATA	TRANSIT BUS, 14 PASS LIFT	2017	118244	1FDDE4F5XHD72082	2	07/08/22	4	CU	10	N	92.30
53392900	5311	4	237	FLINT HILLS ATA	TRANSIT BUS, 14 PASS LIFT	2017	98725	1FDDE4F50HDC72074	2	02/15/22	4	CU	10	N	84.49
53392854	5311	4	237	FLINT HILLS ATA	VAN, WINDOW, 12 PASS, LIFT	2017	98335	1FTBW3XMZHA17691	2	04/08/22	4	VN	8	N	84.33
53103101	5311	4	237	FLINT HILLS ATA	TRANSIT BUS, 20 PASS, LIFT	2020	51840	1FDDE4F56KDC52807	3	03/09/22	3	CU	10	N	60.74
53393038	5311	4	237	FLINT HILLS ATA	TRANSIT BUS, 20 PASS	2018	42576	1FDDE4F50JDC41865	5	06/28/22	5	CU	10	N	47.03
53113034	5311	4	237	FLINT HILLS ATA	TRANSIT BUS, 20 PASS	2018	41627	1FDDE4F56JDC41866	5	06/28/22	5	CU	10	N	46.65
53393036	5311	4	237	FLINT HILLS ATA	TRANSIT BUS, 20 PASS	2018	16619	1FDDE4F54JDC41867	2	03/09/20	4	CU	10	N	46.65
53393035	5311	4	237	FLINT HILLS ATA	TRANSIT BUS, 20 PASS	2018	40982	1FDDE4F52JDC41866	1	06/30/22	5	CU	10	N	46.39
53393037	5311	4	237	FLINT HILLS ATA	TRANSIT BUS, 20 PASS	2018	35004	1FDDE4F53JDC41861	1	06/30/22	5	CU	10	N	44.00
53113099	5311	4	237	FLINT HILLS ATA	TRANSIT BUS, 20 PASS, LIFT	2020	52923	1FDDE4F5XKDC52809	5	03/10/22	5	CU	10	N	41.17
53113098	5311	4	237	FLINT HILLS ATA	TRANSIT BUS, 20 PASS, LIFT	2020	49924	1FDDE4F50KDC52804	1	03/11/22	5	CU	10	N	39.97
53112702	5311	10	171	FOUR CO MENTAL HLTH	VAN, PASSENGER, RAMP	2015	246381	2C7WDGBG0FR642849	3	11/09/21	3	VN	8	N	163.55
53092456	5311	10	274	FOUR CO MENTAL HLTH	TRANSIT BUS, 20 PASS, LIFT	2013	205106	1FDDE4F54DDA59557	3	11/09/21	3	CU	10	N	157.04
53112592	5311	10	171	FOUR CO MENTAL HLTH	TRANSIT BUS, 20 PASS, LIFT	2014	206138	1FDDE4F50EDB10120	3	11/09/21	3	CU	10	N	152.46
53092457	5311	10	274	FOUR CO MENTAL HLTH	TRANSIT BUS, 20 PASS, LIFT	2013	193228	1FDDE4F54DDA59784	3	11/09/21	3	CU	10	N	152.29
53112591	5311	10	171	FOUR CO MENTAL HLTH	TRANSIT BUS, 20 PASS, LIFT	2014	198964	1FDDE4F54EDB10119	3	11/09/21	3	CU	10	N	149.59
53112896	5311	10	274	FOUR CO MENTAL HLTH	TRANSIT BUS, 14 PASS LIFT	2017	200929	1FDDE4F5XHD61860	3	11/09/21	3	CU	10	N	135.37
53102406	5311	11	171	FOUR CO MENTAL HLTH	VAN, WINDOW, 13 PASS LIFT	2012	128446	1FDEE3F51CDA67426	3	11/09/21	3	VN	8	Y	131.38
53392802	5311	10	171	FOUR CO MENTAL HLTH	VAN, PASSENGER, RAMP	2016	167080	2C7WDGBG7GR144245	3	11/10/21	3	VN	8	N	128.83
53112752	5311	10	171	FOUR CO MENTAL HLTH	VAN, WINDOW, 12 PASS	2016	135819	1FBZX2CG7GKA08606	3	11/09/21	3	VN	8	N	114.33
53112753	5311	10	171	FOUR CO MENTAL HLTH	VAN, WINDOW, 12 PASS	2016	129085	1FBZX2CG7GKA08607	3	11/09/21	3	VN	8	N	111.63
53392803	5311	10	171	FOUR CO MENTAL HLTH	VAN, PASSENGER, RAMP	2016	104623	2C7WDGBG6GR235667	3	08/27/19	3	VN	8	N	101.85
53392830	5311	10	171	FOUR CO MENTAL HLTH	VAN, WINDOW, 13 PASS LIFT	2017	114041	1FTBW2CM8HKA11846	3	11/10/21	3	VN	8	N	100.62
53113042	5311	10	274	FOUR CO MENTAL HLTH	VAN, PASSENGER, RAMP	2018	112588	2C4RDGBG5JR364243	3	11/10/21	3	VN	8	N	95.04
53113043	5311	10	274	FOUR CO MENTAL HLTH	VAN, PASSENGER, RAMP	2018	108561	2C4RDGBG7JR364244	3	11/09/21	3	VN	8	N	93.42
53112704	5311	10	171	FOUR CO MENTAL HLTH	VAN, PASSENGER, RAMP	2015	89865	2C7WDGBG0FR642866	4	08/27/19	4	VN	8	N	90.95
53112947	5311	10	274	FOUR CO MENTAL HLTH	TRANSIT BUS, 14 PASS LIFT	2018	109792	1FDDE4F54JDC42825	2	11/09/21	4	CU	10	N	83.92
53113047	5311	10	274	FOUR CO MENTAL HLTH	TRANSIT BUS, 14 PASS LIFT	2019	74815	1FDDE4F59KDC47245	3	11/09/21	3	CU	10	N	74.93
53392804	5311	10	171	FOUR CO MENTAL HLTH	VAN, PASSENGER, RAMP	2016	69203	2C7WDGBG6GR235670	1	09/04/19	5	VN	8	N	67.68
53113060	5311	10	274	FOUR CO MENTAL HLTH	VAN, PASSENGER, RAMP	2019	71881	2C7WDGBG3KR740588	2	11/09/21	4	VN	8	N	63.75
53113059	5311	10	274	FOUR CO MENTAL HLTH	VAN, PASSENGER, RAMP	2019	86608	2C7WDGBG1KR740587	2	11/09/21	4	VN	8	N	61.64
53113046	5311	10	274	FOUR CO MENTAL HLTH	TRANSIT BUS, 14 PASS LIFT	2019	56354	1FDDE4F55KDC47243	2	11/09/21	4	CU	10	N	57.54
53392831	5311	10	171	FOUR CO MENTAL HLTH	VAN, WINDOW, 13 PASS LIFT	2017	146453	1FTBW2CMXHKA11847	1	09/04/19	5	VN	8	N	53.58
53112703	5311	10	171	FOUR CO MENTAL HLTH	VAN, PASSENGER, RAMP	2015	212818	2C7WDGBG0FR642852	3	11/09/21	3	VN	8	N	150.13
53113126	5311	10	274	FOUR COUNTY MENTAL	VAN, PASSENGER, RAMP	2020	35311	2C7WDGBG7KR799370	2	11/09/21	4	VN	8	N	44.12
53113125	5311	10	274	FOUR COUNTY MENTAL	VAN, PASSENGER, RAMP	2020	1133	2C7WDGBG5KR801133	2	11/09/21	4	VN	8	N	30.45
53112498	5311	9	173	FRANKLIN CO SERVICES	TRANSIT BUS, 20 PASS, LIFT	2014	108307	1FDDE4F56DD830368	3	10/14/21	3	CU	10	N	113.32
53112676	5311	5	173	FRANKLIN CO SERVICES	VAN, PASSENGER, RAMP	2015	103388	2C7WDGBG2FR686075	3	10/14/21	3	VN	8	N	106.36
53112675	5311	5	173	FRANKLIN CO SERVICES	VAN, PASSENGER, RAMP	2015	100292	2C7WDGBG7FR703226	3	10/14/21	3	VN	8	N	105.12
53112919	5311	5	173	FRANKLIN CO SERVICES	TRANSIT BUS, 14 PASS LIFT	2017	46011	1FDZX2CG2HK828806	3	10/14/21	3	CU	10	N	73.40
53112574	5311	13	174	FUTURES UNLIMITED	TRANSIT BUS, 20 PASS, LIFT	2014	103782	1FDDE4F59EDA91762	2	09/16/21	4	CU	10	N	101.51
53392785	5311	9	174	FUTURES UNLIMITED	VAN, PASSENGER, RAMP	2016	69131	2C7WDGBG4GR235652	2	09/16/21	4	VN	8	N	77.65
53392811	5311	9	174	FUTURES UNLIMITED	TRANSIT BUS, 20 PASS, LIFT	2017	86343	1FDDE4F57HDC03124	2	09/16/21	4	CU	10	N	72.34
53113070	5311	9	174	FUTURES UNLIMITED	TRANSIT BUS, 20 PASS, LIFT	2020	25577	1FDDE4F53KDC49458	1	09/16/21	5	CU	10	N	30.23
53112923	5311	8	177	GOVE CO MEDICAL CNTR	TRANSIT BUS, 14 PASS LIFT	2017	115798	1FDZX2CG4HKB28809	3	07/26/22	3	CU	10	N	101.32
53113106	5311	8	177	GOVE CO MEDICAL CNTR	VAN, PASSENGER, RAMP	2019	58620	2C7WDGBG3KR728358	3	07/26/22	3	VN	8	N	68.45
53112596	5311	11	178	GREENWOOD CO COA	VAN, PASSENGER, COMP	2014	133249	2C7WDGBG1ER360637	3	08/31/21	3	VN	8	Y	123.30
53092469	5311	11	178	GREENWOOD CO COA	VAN, PASSENGER, RAMP	2013	105289	2C7WDGBG9DR709526	3	08/31/21	3	VN	8	Y	117.12
53392798	5311	5	178	GREENWOOD CO COA	VAN, PASSENGER, RAMP	2016	64852	2C7WDGBG7GR144276	3	08/31/21	3	VN	8	N	85.94
53112917	5311	5	178	GREENWOOD CO COA	TRANSIT BUS, 14 PASS LIFT	2017	13384	1FDZX2CG1HK829156	4	08/31/21	4	CU	10	N	50.35
53113148	5311	5	178	GREENWOOD CO COA	VAN, PASSENGER, RAMP	2020	5496	2C7WDGBG8KR795411	1	08/31/21	5	VN	8	N	22.20
53112543	5311	9	208	HARPER CO (SOLOMON)	TRANSIT BUS, 20 PASS, LIFT	2014	46341	1FDDE4F50DD828874	2	09/01/21	4	CU	10	N	78.54
53113185	5311	9	180	HARPER CO DEPT ON AG	VAN, WINDOW, 13 PASS	2020	10113	1FDVU4XG7LKB50454	1	09/01/21	5	VN	8	N	24.05
53112307	5311	13	180	HARPER COUNTY DOA	VAN, PASSENGER, COMP	2011	268422	2D4RN4DG3BR685808	3	09/01/21	3	VN	8	Y	192.37
53112650	5311	13	180	HARPER COUNTY DOA	TRANSIT BUS, 20 PASS, LIFT	2015	121621	1FDDE4F5AEDB17383	3	09/01/21	3	CU	10	N	113.65
53112916	5311	9	180	HARPER COUNTY DOA	TRANSIT BUS, 14 PASS LIFT	2017	84353	1FDZX2CG5HKB28804	1	09/01/21	5	CU	10	N	68.74
53112105	5311	12	182	HARVEY COUNTY TRANSP	TRANSIT BUS, 20 PASS, LIFT	2008	87206	1FD4E5S28DA92281	3	07/13/21	3	CU	10	Y	134.88
53112612	5311	12	182	HARVEY COUNTY TRANSP	VAN, PASSENGER, COMP	2014	122702	2C7WDGBG3ER360624	2	07/29/21	4	VN	8	Y	109.08
53112347	5311	12	182	HARVEY COUNTY TRANSP	TRANSIT BUS, 20 PASS, LIFT	2011	53168	FDDE4F52BDA86866	3	07/06/22	3	CU	10	Y	106.27
53112701	5311	9	182	HARVEY COUNTY TRANSP	VAN, PASSENGER, RAMP	2015	103384	2C7WDGB1FR642844	2	07/15/21	4	VN	8	N	96.35
53112985	5311	9	182	HARVEY COUNTY TRANSP	VAN, PASSENGER, RAMP	2018	41132	2C4RDGBG4JR354217	1	07/20/21	5	VN	8	N	46.45
53092466	5311	1	186	INDEPENDENCE INC	VAN, PASSENGER, RAMP	2013	171439	2C7WDGBG3DR709523	2	01/03/20	4	VN	8	Y	133.58
53392667	5311	1	186	INDEPENDENCE INC	VAN, PASSENGER, RAMP	2015	166573	2C7WDGBG2FR642805	3	03/24/22	3	VN	8	N	131.63
53113118	5311	1	186	INDEPENDENCE INC	VAN, PASSENGER, RAMP	2019	100	2C7WDGBG9KR729403	1	05/20/20	5	VN	8	N	25.04
53113146	5311	1	186	INDEPENDENCE, INC	VAN, PASSENGER, RAMP	2020	37979	2C7WDGBGXR795412	1	06/14/22	5	VN	8	N	35.19
53112487	5311	3	187	JEFFERSON CO SERV OR	VAN, PASSENGER, COMP	2013	174591	2C4RDGBG7DR788771	3	12/21/21	3	VN	8	Y	144.84
53092186	5311	3	187	JEFFERSON CO SERV OR	VAN, PASSENGER, COMP	2009	146805	2D8HN44E19R634312	2	10/13/21	4	VN	8	Y	143.72
53112304	5311	3	187	JEFFERSON CO SERV OR	VAN, WINDOW, 13 PASS LIFT	2010	81904	1FDEE3F55ADA65756	3	02/18/22	3	VN	8	Y	122.76
53112617	5311	3	187	JEFFERSON CO SERV OR	VAN, PASSENGER, RAMP	2015	140966	2C7WDGBGXER456752	3	03/18/22	3	VN	8	N	121.39
53392789	5311	3	187	JEFFERSON CO SERV OR	VAN, PASSENGER, RAMP	2016	83083	2C7WDGBG1GR144273	2	03/23/22	4	VN	8	N	83.23
53112883	5311	3	187	JEFFERSON CO SERV OR	VAN, PASSENGER, RAMP	2017	71803	2C7WDGBG4HR787637	2	04/14/22	4	VN	8	N	73.72
53113123	5311	3	187	JEFFERSON COUNTY	VAN, PASSENGER, RAMP	2020	32857	2C7WDGBG7KR801120	2	04/18/22	4	VN	8	N	43.14
ARRA2350	5311	1	189	JOHNSON CO TRANSIT	TRANSIT BUS, 20 PASS, LIFT	2011	188996	1FDDE4F57BDA83476	3	04/14/22	3	CU	10	Y	160.60

DOT Number	Program	CTD	Provider Number	Vendor	Category Description	Model Year	Meter Reading	Serial Number	Unit Condition	Inspection Date	Term	CLASS	ULB	Past ULB	Replacement Score
ARRA2351	5311	1	189	JOHNSON CO TRANSIT	TRANSIT BUS,20 PASS,LIFT	2011	134354	1FDDE4F59BDA83477	3	01/09/20	3	CU	10	Y	138.74
53113024	5311	1	189	JOHNSON CO TRANSIT	VAN,WINDOW, 13 PASS	2019	178426	1FDVU4XGGJKB17324	3	11/09/21	3	VN	8	N	116.37
53113025	5311	1	189	JOHNSON CO TRANSIT	VAN,WINDOW, 13 PASS	2019	168072	1FDVU4XGGJKB17325	3	12/21/21	3	VN	8	N	112.23
53113026	5311	1	189	JOHNSON CO TRANSIT	VAN,WINDOW, 13 PASS	2019	161398	1FDVU4XGGJKB17326	3	11/09/21	3	VN	8	N	109.56
53113027	5311	1	189	JOHNSON CO TRANSIT	VAN,WINDOW, 13 PASS	2019	152304	1FDVU4XG4JKB17327	2	11/09/21	4	VN	8	N	95.92
53112932	5311	1	189	JOHNSON CO TRANSIT	TRANSIT BUS,14 PASS LIFT	2018	99177	1FDZX2CG4JKA32751	2	04/20/22	4	CU	10	N	79.67
53112931	5311	1	189	JOHNSON COUNTY	TRANSIT BUS,14 PASS LIFT	2018	146465	1FDZX2CG0HKB28810	3	04/20/22	3	CU	10	N	108.59
53113110	5311	1	189	JOHNSON COUNTY TRANS	TRANSIT BUS,20 PASS,LIFT	2020	61118	1FDDE4F51KDC49460	1	04/21/22	5	CU	10	N	44.45
53113109	5311	1	189	JOHNSON COUNTY TRANS	TRANSIT BUS,20 PASS,LIFT	2020	39228	1FDDE4F55KDC49459	1	04/21/22	5	CU	10	N	35.69
53113149	5311	9	192	KINGMAN CO COA	VAN, PASSENGER, RAMP	2020	13379	2C7WDGGBG0KR793720	2	09/21/21	5	VN	8	N	25.35
53112245	5311	13	192	KINGMAN COUNTY COA	VAN, PASSENGER, RAMP	2009	101808	2D8HN44E09R677491	3	09/21/21	3	VN	8	Y	135.72
STAT1633	5311	9	135	LAKEMARY CENTER	VAN,WINDOW,12 PASS	2003	75903	1FDSS34L83HA72283	3	10/26/21	3	VN	8	Y	155.36
STPO1632	5311	9	135	LAKEMARY CENTER	VAN,WINDOW,12 PASS	2003	72101	1FDSS34L63HA72282	3	10/26/21	3	VN	8	Y	153.84
53092463	5311	9	135	LAKEMARY CENTER	VAN, PASSENGER, RAMP	2013	83111	2C7WDGGBG1DR709522	3	10/26/21	3	VN	8	Y	108.24
53112671	5311	5	135	LAKEMARY CENTER	VAN, PASSENGER, RAMP	2015	92299	2C7WDGGBG2FR642884	3	10/26/21	3	VN	8	N	101.92
53392790	5311	5	135	LAKEMARY CENTER	VAN, PASSENGER, RAMP	2016	68882	2C7WDGGBG0GR235664	3	10/26/21	3	VN	8	N	87.55
53162513	5311	9	135	LAKEMARY CENTER	TRANSIT BUS,20 PASS,LIFT	2013	29629	1FDDE4F52DDA85722	3	10/26/21	3	CU	10	N	86.85
53162771	5311	5	135	LAKEMARY CENTER	VAN,WINDOW, 13 PASS	2016	18021	1FBZXC2CG6KA18590	3	10/26/21	3	VN	8	N	67.21
53392834	5311	6	193	LANE COUNTY TRANSPOR	VAN, WINDOW, 13 PASS LIFT	2017	36150	1FTBW3XM3HKA11852	2	07/27/21	4	VN	8	N	59.46
53112090	5311	7	197	LINCOLN COUNTY	VAN,PASSENGER, COMP	2008	105886	1GNDV23W08D164102	3	06/17/21	3	VN	8	Y	142.35
53392797	5311	7	197	LINCOLN COUNTY	VAN, PASSENGER, RAMP	2016	25084	2C7WDGGBG1GR144287	3	06/17/21	3	VN	8	N	70.03
53112356	5311	10	198	LINN COUNTY TRANSPOR	VAN, WINDOW, 13 PASS LIFT	2011	148092	1FDDE3F58BDA83491	3	10/14/21	3	VN	8	Y	144.24
53112875	5311	5	198	LINN COUNTY TRANSPOR	TRANSIT BUS,14 PASS LIFT	2017	130072	1FDDE4F50HDC61849	3	10/14/21	3	CU	10	N	107.03
53112649	5311	8	199	LOGAN COUNTY HOSPITA	TRANSIT BUS,20 PASS,LIFT	2015	68836	1FDDE4F53EDB17384	3	07/26/22	3	CU	10	N	92.53
53091921	5311	9	200	LOUISBURG SENIOR	VAN, WINDOW, 13 PASS LIFT	2006	100136	1FDWE35S46DA32003	3	09/21/21	3	VN	8	Y	150.05
53112365	5311	9	200	LOUISBURG SENIOR	VAN, PASSENGER, RAMP	2012	105510	2C4RDGBGXCR174487	3	09/23/19	3	VN	8	Y	122.20
53112674	5311	5	200	LOUISBURG SENIOR	VAN, PASSENGER, RAMP	2015	108243	2C7WDGGBG0FR642821	3	09/10/21	3	VN	8	N	108.30
53113130	5311	5	200	LOUISBURG SENIOR CTN	VAN, PASSENGER, RAMP	2020	16870	2C7WDGGBG6KR799375	1	09/10/21	5	VN	8	N	26.75
53113186	5311	6	201	LYON CO AREA TRANS	VAN, WINDOW, 13 PASS LIFT	2020	25965	1FDVU4XG5LKB54793	1	04/28/22	5	VN	8	N	30.39
53113158	5311	5	201	LYON CO AREA TRANSP	TRANSIT BUS,14 PASS LIFT	2021	28413	1FDDE4F5NMDC25241	1	05/09/22	5	CU	10	N	26.37
53113064	5311	5	201	LYON CO AREA TRN	TRANSIT BUS,20 PASS,LIFT	2020	35603	1FDDE4F51KDC49457	1	03/03/22	5	CU	10	N	34.24
53112563	5311	5	201	LYON COUNTY	VAN,PASSENGER, COMP	2014	160393	2C7WDGGBG8ER360621	2	08/19/21	4	VN	8	Y	124.16
53392736	5311	5	201	LYON COUNTY	TRANSIT BUS,20 PASS,LIFT	2016	131908	1FDDE4F53GDC17276	1	08/26/21	5	CU	10	N	92.76
53112623	5311	5	201	LYON COUNTY AREA TRN	TRANSIT BUS,20 PASS,LIFT	2014	146074	1FDDE4F55EDB17368	2	08/13/21	4	CU	10	N	118.43
53112893	5311	5	201	LYON COUNTY AREA TRN	TRANSIT BUS,14 PASS LIFT	2017	102877	1FDDE4F59HDC61851	2	03/14/22	4	CU	10	N	86.15
53112894	5311	5	201	LYON COUNTY AREA TRN	TRANSIT BUS,14 PASS LIFT	2017	79012	1FDDE4F50HDC61852	2	03/15/22	4	CU	10	N	76.60
53112983	5311	5	201	LYON COUNTY AREA TRN	TRANSIT BUS,20 PASS,LIFT	2018	82278	1FDDE4F56JDC42809	1	03/02/22	5	CU	10	N	62.91
53112997	5311	5	201	LYON COUNTY AREA TRN	VAN, PASSENGER, RAMP	2018	51319	2C4RDGBGGJR364218	2	08/19/21	4	VN	8	N	60.53
53112651	5311	4	204	MARSHALL COUNTY AOA	TRANSIT BUS,20 PASS	2015	79028	1FDDE4F55FDA02867	3	06/03/22	3	CU	10	N	96.61
53392777	5311	4	204	MARSHALL COUNTY AOA	VAN,WINDOW, 13 PASS	2016	70570	1FBZXC2CG6KA26622	2	06/03/22	4	VN	8	N	78.23
53112990	5311	4	213	MARSHALL COUNTY AOA	VAN, PASSENGER, RAMP	2018	46494	2C4RDGBG1JR364241	2	06/03/22	4	VN	8	N	58.60
53112991	5311	4	204	MARSHALL COUNTY AOA	VAN, PASSENGER, RAMP	2018	45996	2C4RDGBG3JR364242	2	06/03/22	4	VN	8	N	58.40
STAT1265	5311	6	205	MCPHERSON CO COA	VAN, CONV, 15 P.LIFT	2000	95657	1FDWE35LXYHB42705	3	06/15/21	3	VN	8	Y	178.26
53091826	5311	6	205	MCPHERSON CO COA	STATION WAGON,FULL-SIZE	2005	155467	1DGP24R15B318545	3	06/23/22	3	AU	8	Y	177.19
53112210	5311	6	205	MCPHERSON CO COA	VAN, WINDOW, 13 PASS LIFT	2009	101262	1FDDE35S89DA50309	3	06/23/22	3	VN	8	Y	135.50
53112209	5311	6	205	MCPHERSON CO COA	VAN, WINDOW, 13 PASS LIFT	2009	78689	1FDDE35S29DA50306	3	06/23/22	3	Y	126.48		
53392707	5311	5	209	MORRIS COUNTY TRANS	VAN, PASSENGER, RAMP	2015	216145	2C7WDGGBG1FR642858	3	06/13/22	3	VN	8	N	151.46
53392708	5311	5	209	MORRIS COUNTY TRANS	VAN, PASSENGER, RAMP	2015	200841	2C7WDGGBG2FR642898	3	06/13/22	3	VN	8	N	145.34
53113083	5311	5	105	MORRIS COUNTY TRANS	VAN, PASSENGER, RAMP	2019	56487	2C7WDGGBG8KR728355	3	06/13/22	3	VN	8	N	67.59
53112936	5311	5	209	MORRIS COUNTY TRANS	VAN,WINDOW,12 PASS,LIFT	2018	33960	1FDVU4XGXJKB11371	3	06/13/22	3	VN	8	N	63.58
53112952	5311	2	212	MULTI COMM DIV SERV	TRANSIT BUS,14 PASS LIFT	2018	31701	1FDDE4F52JDC42810	2	06/14/22	4	CU	10	N	52.68
53091815	5311	6	212	MULTI COMM DIV SERV	TRANSIT BUS,20 PASS,LIFT	2005	121165	1FDXE45S35HB19473	3	06/15/19	3	CU	10	Y	163.47
53112877	5311	2	212	MULTI COMM DIV SERV	VAN, PASSENGER, RAMP	2017	80069	2C7WDGGBG3HR743001	3	06/15/21	3	VN	8	N	87.03
53162634	5311	6	212	MULTI COMM DIV SERV	TRANSIT BUS,20 PASS,LIFT	2015	29917	1FDDE4F51EDB17366	3	06/15/21	3	CU	10	N	76.97
53113065	5311	2	212	MULTI COMM DIV SVCS	TRANSIT BUS,14 PASS LIFT	2020	14855	1FDDE4F5XKDC49456	2	06/14/22	4	CU	10	N	35.94
53092206	5311	3	213	NEMAHA COUNTY	VAN, WINDOW, 13 PASS LIFT	2009	65911	1FDDE35S99DA37729	3	09/15/21	3	VN	8	Y	121.36
53112622	5311	3	213	NEMAHA COUNTY	VAN, PASSENGER, RAMP	2015	131680	2C7WDGGBG3ER456754	3	09/15/21	3	VN	8	N	117.67
OTHE3041	5311	3	213	NEMAHA COUNTY	VAN, PASSENGER, RAMP	2014	108367	2C4RDGCG4ER267314	2	09/15/21	4	VN	8	Y	103.35
53112987	5311	3	213	NEMAHA COUNTY	VAN, PASSENGER, RAMP	2018	108846	2C4RDGBG9JR364245	3	01/19/22	3	VN	8	N	93.54
53112505	5311	3	213	NEMAHA COUNTY	TRANSIT BUS,20 PASS,LIFT	2014	37875	1FDDE4F52DDB28875	3	02/09/22	3	CU	10	N	85.15
53112988	5311	3	213	NEMAHA COUNTY	VAN, PASSENGER, RAMP	2018	83230	2C4RDGBG2JR364247	2	02/09/22	4	VN	8	N	73.29
53113115	5311	3	213	NEMAHA COUNTY	VAN, PASSENGER, RAMP	2019	24900	2C7WDGGBG2KR278903	1	02/08/22	5	VN	8	N	34.96
53112682	5311	3	280	NORTHEAST KS AAA	VAN, PASSENGER, RAMP	2015	161376	2C7WDGGBG2FR642836	3	01/10/22	3	VN	8	N	129.55
53112714	5311	3	280	NORTHEAST KS AAA	VAN, PASSENGER, RAMP	2015	121700	2C7WDGGBG0FR652118	3	01/11/22	3	VN	8	N	113.68
53392778	5311	3	280	NORTHEAST KS AAA	VAN, PASSENGER, RAMP	2016	141095	2C7WDGGBG5GR235658	2	01/10/22	4	VN	8	N	106.44
53112860	5311	3	280	NORTHEAST KS AAA	VAN, PASSENGER, RAMP	2017	108048	2C7WDGGBG7HR756253	1	01/10/22	5	VN	8	N	78.22
53113138	5311	3	154	NORTHEAST KS AAA	VAN, PASSENGER, RAMP	2020	26620	2C7WDGGBG7KR799403	1	01/11/22	5	VN	8	N	30.65
53392685	5311	8	214	NORTON COUNTY	VAN, PASSENGER, RAMP	2015	57454	2C7WDGGBG2FR642867	2	09/17/20	4	VN	8	N	77.98
53113053	5311	8	214	NORTON COUNTY	TRANSIT BUS,14 PASS LIFT	2019	9594	1FDDE4F53KDC47242	1	09/17/20	5	CU	10	N	28.84
53112626	5311	7	215	OCCK(ABILENE)	TRANSIT BUS,20 PASS,LIFT	2015	141767	1FDDE4F53EDB17372	3	06/03/22	3	CU	10	N	121.71
53392727	5311	7	215	OCCK(ABILENE)	TRANSIT BUS,20 PASS,LIFT	2015	77672	1FDDE4F58GDC17273	3	06/03/22	3	CU	10	N	96.07
53112599	5311	7	215	OCCK(FORMLY CONCORDI	VAN,PASSENGER, COMP	2014	111376	2C7WDGGBG5ER360639	3	06/18/21	3	VN	8	Y	114.55
53113111	5311	7	215	OCCK(FORMLY CONCORDI	VAN, PASSENGER, RAMP	2019	47234	2C7WDGGBG4KR728353	2	06/02/22	4	VN	8	N	53.89
53113152	5311	7	215	OCCK, INC	VAN, PASSENGER, RAMP	2020	45332	2C7WDGGBG8KR793790	2	05/31/22	4	VN	8	N	48.13

DOT Number	Program	CTD	Provider Number	Vendor	Category Description	Model Year	Meter Reading	Serial Number	Unit Condition	Inspection Date	Term	CLASS	ULB	Past ULB	Replacement Score
53113197	5311	7	215	OCCK, INC	TRANSIT BUS,20 PASS,LIFT	2021	16780	1FDFF4FN1MDC31604	3	05/31/22	3	CU	10	N	41.71
53091933	5311	7	215	OCCK, INC	VAN, WINDOW, 13 PASS LIFT	2006	165682	1FDWE35S06DA32001	3	05/31/22	3	VN	8	Y	176.27
53112156	5311	7	215	OCCK, INC.	VAN, WINDOW, 13 PASS LIFT	2008	173337	1FD3E35S88DB00969	3	06/01/22	3	VN	8	Y	169.33
53392781	5311	7	215	OCCK, INC.	VAN, PASSENGER, RAMP	2016	244094	2C7WDGBG2GR144282	3	06/01/22	3	VN	8	N	157.64
53392782	5311	7	215	OCCK, INC.	VAN, PASSENGER, RAMP	2016	238962	2C7WDGBG3GR235643	3	05/31/22	3	VN	8	N	155.58
53091856	5311	7	215	OCCK, INC.	VAN, PASSENGER, COMP	2006	110026	1FNNDV23L16D200236	3	06/01/22	3	CU	10	Y	154.01
53091858	5311	7	215	OCCK, INC.	VAN, PASSENGER, COMP	2006	100563	1GNVDV23L96D199269	3	06/01/22	3	VN	8	Y	150.23
53091908	5311	7	215	OCCK, INC.	VAN, PASSENGER, RAMP	2006	89898	1GBDV13L36D206529	3	06/01/22	3	VN	8	Y	145.96
53392780	5311	7	215	OCCK, INC.	VAN, PASSENGER, RAMP	2016	205319	2C7WDGBG2GR144279	3	06/02/22	3	VN	8	N	142.13
53112909	5311	7	215	OCCK, INC.	TRANSIT BUS,14 PASS LIFT	2017	217308	1FDFF4FS7HDC72072	3	05/31/22	3	CU	10	N	141.92
53112645	5311	7	215	OCCK, INC.	TRANSIT BUS,20 PASS,LIFT	2015	187432	1FDFF4FS6EDB17380	3	06/01/21	3	CU	10	N	139.97
53112846	5311	7	215	OCCK, INC.	TRANSIT BUS,20 PASS,LIFT	2015	187244	1FDFF4FS8EDB17381	3	06/30/22	3	CU	10	N	139.90
53091907	5311	7	215	OCCK, INC.	VAN, PASSENGER, RAMP	2006	72459	1GBDV13LX6D229371	3	06/02/22	3	VN	8	Y	138.98
53091910	5311	7	215	OCCK, INC.	VAN, PASSENGER, RAMP	2006	72266	1GBDV13L16D203466	3	06/01/22	3	VN	8	Y	138.91
53091909	5311	7	215	OCCK, INC.	VAN, PASSENGER, RAMP	2006	67621	1GBDV13L16D205914	3	06/01/22	3	VN	8	Y	137.05
ARRA2268	5311	7	215	OCCK, INC.	TRANSIT BUS,20 PASS,LIFT	2010	110896	1FDFF4FS9ADA48890	3	05/31/22	3	CU	10	Y	134.36
53112642	5311	7	215	OCCK, INC.	TRANSIT BUS,20 PASS,LIFT	2015	170385	1FDFF4FS6EDB17377	3	06/02/21	3	CU	10	N	133.15
53112910	5311	7	215	OCCK, INC.	TRANSIT BUS,14 PASS LIFT	2017	194378	1FDFF4FS6HDC72077	3	06/01/22	3	CU	10	N	132.75
53092205	5311	7	215	OCCK, INC.	TRANSIT BUS,20 PASS,LIFT	2009	94023	1FDDE35S59DA57234	3	06/02/22	3	CU	10	Y	132.61
53112647	5311	7	215	OCCK, INC.	TRANSIT BUS,20 PASS,LIFT	2015	168791	1FDFF4FSXEDB17382	3	06/01/22	3	CU	10	N	132.52
53392729	5311	7	215	OCCK, INC.	TRANSIT BUS,20 PASS,LIFT	2016	174831	1FDFF4FS6GDC17269	3	06/01/22	3	CU	10	N	129.93
53392728	5311	7	215	OCCK, INC.	TRANSIT BUS,20 PASS,LIFT	2016	150442	1FDFF4FS0GDC17266	3	06/04/21	3	CU	10	N	120.18
53092302	5311	7	215	OCCK, INC.	VAN, PASSENGER, RAMP	2010	75193	2D4RND2AR303880	3	06/02/22	3	VN	8	Y	120.08
53392814	5311	7	215	OCCK, INC.	TRANSIT BUS,20 PASS,LIFT	2017	155731	1FDFF4FS2HDC03127	3	05/31/22	3	CU	10	N	117.29
53113002	5311	7	215	OCCK, INC.	VAN, PASSENGER, RAMP	2018	165395	1C4RDGBGXJR364223	3	05/31/22	3	VN	8	N	116.16
53392813	5311	7	215	OCCK, INC.	TRANSIT BUS,20 PASS,LIFT	2017	148007	1FDFF4FS8HDC03116	3	05/31/22	3	CU	10	N	114.20
53392809	5311	7	215	OCCK, INC.	TRANSIT BUS,20 PASS,LIFT	2017	134097	1FDFF4FS6HDC03115	3	06/03/22	3	CU	10	N	108.64
53392816	5311	7	215	OCCK, INC.	TRANSIT BUS,20 PASS,LIFT	2017	132750	1FDFF4FS3HDC03119	3	05/31/22	3	CU	10	N	108.10
53112968	5311	7	215	OCCK, INC.	VAN, WINDOW, 12 PASS,LIFT	2018	144068	1FDVU4XGXJKB11998	3	05/31/22	3	VN	8	N	107.63
53392815	5311	7	215	OCCK, INC.	TRANSIT BUS,20 PASS,LIFT	2017	121150	1FDFF4FS1HDC03118	3	06/02/21	3	CU	10	N	103.46
53392779	5311	7	215	OCCK, INC.	VAN, PASSENGER, RAMP	2016	86900	2C7WDGBG4GR144266	3	06/02/22	3	VN	8	N	94.76
53112865	5311	7	215	OCCK, INC.	VAN, PASSENGER, RAMP	2017	98140	2C7WDGBG2HR756256	3	06/02/22	3	VN	8	N	94.26
53112864	5311	7	215	OCCK, INC.	VAN, PASSENGER, RAMP	2017	96635	2C7WDGBG2HR756252	3	06/02/22	3	VN	8	N	93.65
53112977	5311	7	215	OCCK, INC.	TRANSIT BUS,20 PASS,LIFT	2018	103931	1FDFF4FSXJDC42814	3	05/31/22	3	CU	10	N	91.57
53112979	5311	7	215	OCCK, INC.	TRANSIT BUS,14 PASS LIFT	2018	102559	1FDFF4FS9JDC42822	3	05/31/22	3	CU	10	N	91.02
53112929	5311	7	215	OCCK, INC.	TRANSIT BUS,20 PASS,LIFT	2018	102497	1FDFF4FSXJDC18593	3	05/31/22	3	CU	10	N	91.00
53112978	5311	7	215	OCCK, INC.	TRANSIT BUS,20 PASS,LIFT	2018	98443	1FDFF4FS7JDC42818	3	05/31/22	3	CU	10	N	89.38
53112980	5311	7	215	OCCK, INC.	TRANSIT BUS,14 PASS LIFT	2018	94930	1FDFF4FS0JDC42823	3	06/01/22	3	CU	10	N	87.97
53113089	5311	7	215	OCCK, INC.	VAN, PASSENGER, RAMP	2019	105883	2C7WDGBG7KR728363	3	05/31/22	3	VN	8	N	87.35
53112930	5311	7	215	OCCK, INC.	TRANSIT BUS,20 PASS,LIFT	2018	109478	1FDFF4FS1JDC18594	2	06/01/22	4	CU	10	N	83.79
53113087	5311	7	215	OCCK, INC.	VAN, PASSENGER, RAMP	2019	92199	2C7WDGBG3KR728361	3	05/31/22	3	VN	8	N	81.88
53113088	5311	7	215	OCCK, INC.	VAN, PASSENGER, RAMP	2019	90049	2C7WDGBG5KR728362	3	05/31/22	3	VN	8	N	81.02
53113001	5311	7	215	OCCK, INC.	VAN, PASSENGER, RAMP	2018	71774	2C4RDGBG0JR285515	3	06/02/22	3	VN	8	N	78.71
53112975	5311	7	215	OCCK, INC.	TRANSIT BUS,20 PASS,LIFT	2018	54876	1FDFF4FS5JDC42817	3	06/02/22	3	CU	10	N	71.95
53113150	5311	7	215	OCCK, INC.	VAN, PASSENGER, RAMP	2020	68427	2C7WDGBG2KR795436	3	05/31/22	3	VN	8	N	67.37
53113151	5311	7	215	OCCK, INC.	VAN, PASSENGER, RAMP	2020	66069	2C7WDGBG3KR793789	3	05/31/22	3	VN	8	N	66.43
53113086	5311	7	215	OCCK, INC.	VAN, PASSENGER, RAMP	2019	50167	2C7WDGBG1KR728360	3	06/03/22	3	VN	8	N	65.07
53112976	5311	7	215	OCCK, INC.	TRANSIT BUS,20 PASS,LIFT	2018	26467	1FDFF4FS9JDC42819	3	06/02/22	3	CU	10	N	60.59
53113071	5311	7	215	OCCK, INC.	TRANSIT BUS,20 PASS,LIFT	2020	40114	1FDFF4FS3KDC49461	3	05/31/22	3	CU	10	N	56.05
53113195	5311	7	215	OCCK, INC.	TRANSIT BUS,20 PASS,LIFT	2021	37685	1FDFF4FNXMD25252	2	06/01/22	4	CU	10	N	40.07
53113153	5311	7	215	OCCK, INC.	VAN, PASSENGER, RAMP	2020	9577	2C7WDGBG6KR793785	2	06/01/22	4	VN	8	N	33.83
53113154	5311	7	215	OCCK, INC.	VAN, PASSENGER, RAMP	2020	1511	2C7WDGBG1KR793788	2	05/31/22	4	VN	8	N	30.60
53113194	5311	7	215	OCCK, INC.	TRANSIT BUS,20 PASS	2021	4986	1FDFF4FN9MDC25257	2	06/02/22	4	CU	10	N	26.99
53113196	5311	7	215	OCCK, INC.	TRANSIT BUS,20 PASS,LIFT	2021	28833	1FDFF4FNXMD31603	1	06/01/22	5	CU	10	N	26.53
53113199	5311	7	215	OCCK, INC.	TRANSIT BUS,20 PASS,LIFT	2021	15120	1FDFF4FN5MDC31606	1	05/31/22	5	CU	10	N	21.05
53113198	5311	7	215	OCCK, INC.	TRANSIT BUS,20 PASS,LIFT	2021	4538	1FDFF4FN3MDC31605	1	06/01/22	5	CU	10	N	16.82
53393209	5311	7	215	OCCK, INC.	TRANSIT BUS,20 PASS	2022	8670	1FDFF4FN6NDC22706	1	05/31/22	5	CU	10	N	13.47
53393207	5311	7	215	OCCK, INC.	TRANSIT BUS,20 PASS	2022	3697	1FDFF4FN4NDC24843	1	06/01/22	5	CU	10	N	11.48
53393208	5311	7	215	OCCK, INC.	TRANSIT BUS,20 PASS	2022	1602	1FDFF4FN6NDC24844	1	05/31/22	5	CU	10	N	10.64
53393206	5311	7	215	OCCK, INC.	TRANSIT BUS,20 PASS	2022	304	1FDFF4FN2NDC24842	1	06/01/22	5	CU	10	N	10.12
53112878	5311	5	216	OSAGE CO PUBLIC TRAN	VAN, PASSENGER, RAMP	2017	187944	2C7WDGBG7HR787633	3	03/23/22	3	VN	8	N	130.18
OTHE2823	5311	5	216	OSAGE CO PUBLIC TRAN	VAN, PASSENGER, RAMP	2019	203698	2C4RDGCGXER479148	3	03/21/22	3	VN	8	N	126.48
53112567	5311	5	216	OSAGE CO PUBLIC TRAN	TRANSIT BUS,20 PASS,LIFT	2014	110780	1FDFF4S8EDA88240	3	03/21/22	3	CU	10	N	114.31
OTHE2822	5311	5	216	OSAGE CO PUBLIC TRAN	VAN, PASSENGER, RAMP	2019	159493	2C4RDGCG3ER427327	2	12/27/19	4	VN	8	N	98.80
53113021	5311	5	216	OSAGE CO PUBLIC TRAN	VAN, PASSENGER, RAMP	2018	133503	2C4RDGBG8JR364253	2	03/23/22	4	VN	8	N	93.40
53113078	5311	5	216	OSAGE CO PUBLIC TRAN	VAN, PASSENGER, RAMP	2019	104855	2C7WDGBGKXR698808	2	03/23/22	4	VN	8	N	76.94
OTHE2383	5311	7	217	OTTAWA CO TRANSPORT	TRANSIT BUS,20 PASS,LIFT	2012	188281	1FDXE45S82HA85896	4	06/09/20	2	CU	10	Y	165.31
OTHE2260	5311	7	217	OTTAWA CO TRANSPORT	VAN, PASSENGER, RAMP	2009	78071	1FDK30G5NHB62753	3	06/09/21	3	VN	8	Y	126.23
53112552	5311	7	217	OTTAWA CO TRANSPORT	VAN, PASSENGER, RAMP	2014	139237	2C7WDGBG4DR794646	3	06/09/21	3	VN	8	Y	125.69
53392844	5311	7	217	OTTAWA CO TRANSPORT	VAN, PASSENGER, RAMP	2017	112981	2CWDGBG4HR718611	3	06/08/22	3	VN	8	N	100.19
53113162	5311	5	217	OTTAWA COUNTY	TRANSIT BUS,14 PASS LIFT	2021	5234	1FDFF4FN4MDC25246	2	06/08/22	4	CU	10	N	27.09
53092004	5311	9	219	PAOLA SENIOR CIT CNT	VAN, WINDOW, 13 PASS LIFT	2007	104038	1FDWE35L07DA61203	3	09/01/21	3	VN	8	Y	146.62
53392783	5311	5	219	PAOLA SENIOR CIT CNT	VAN, PASSENGER, RAMP	2016	77616	2C7WDGBG2GR144265	3	09/01/21	3	VN	8	N	91.05
53392720	5311	4	226	POTTAWATOMIE COUNTY	TRANSIT BUS,20 PASS,LIFT	2016	165255	1FDFF4FS9GDC17282	3	05/23/22	3	CU	10	N	126.10

DOT Number	Program	CTD	Provider Number	Vendor	Category Description	Model Year	Meter Reading	Serial Number	Unit Condition	Inspection Date	Term	CLASS	ULB	Past ULB	Replacement Score
53112904	5311	4	226	POTTAWATOMIE COUNTY	TRANSIT BUS,14 PASS LIFT	2017	81857	1FDFE4FS3HDC72084	3	05/23/22	3	CU	10	N	87.74
53112867	5311	3	227	PRAIRIE BAND POT NAT	VAN, PASSENGER, RAMP	2017	118960	2C7WDGBG4HR787623	2	09/21/21	4	VN	8	N	92.58
53112998	5311	3	227	PRAIRIE BAND POT NAT	VAN, WINDOW, 13 PASS	2019	83772	1FDVU4XG5JKB11990	2	09/21/21	4	VN	8	N	68.51
53113132	5311	3	227	PRAIRIE BAND POT NAT	VAN, PASSENGER, RAMP	2020	29259	2C7WDGBG1KR808290	1	09/22/21	5	VN	8	N	31.70
53113131	5311	3	227	PRAIRIE BAND POT NAT	VAN, PASSENGER, RAMP	2020	21843	2C7WDGBG8KR808318	1	09/22/21	5	VN	8	N	28.74
53113172	5311	2	230	PRATT CO COUNCIL	TRANSIT BUS,14 PASS LIFT	2021	100	1FDFE4FN1MDC25253	1	01/20/21	5	CU	10	N	15.04
53113173	5311	2	230	PRATT CO COUNCIL	TRANSIT BUS,14 PASS LIFT	2021	100	1FDFE4FN3MDC25254	1	01/20/21	5	CU	10	N	15.04
53112524	5311	14	230	PRATT COUNTY COA	TRANSIT BUS,20 PASS,LIFT	2014	106937	1FDFE4S7DDDB30749	3	12/12/19	3	CU	10	N	112.77
53112627	5311	14	230	PRATT COUNTY COA	TRANSIT BUS,20 PASS,LIFT	2015	81307	1FDFE4FS3EDB17367	1	10/23/19	5	CU	10	N	77.52
53112689	5311	2	230	PRATT COUNTY COA	VAN, PASSENGER, RAMP	2015	20200	2C7WDGBG1FR642861	1	10/23/19	5	VN	8	N	53.08
53112943	5311	2	230	PRATT COUNTY COA	TRANSIT BUS,14 PASS LIFT	2018	11069	1FDFE4FS5JDC42798	1	10/23/19	5	CU	10	N	34.43
53112557	5311	3	231	PROJECT CONCERN	TRANSIT BUS,20 PASS,LIFT	2013	98309	1FDFE4FSXDDB00242	3	08/17/21	3	CU	10	N	114.32
53392755	5311	3	231	PROJECT CONCERN	TRANSIT BUS,20 PASS,LIFT	2016	73700	1FDFE4FS2GDC21092	2	01/05/22	4	CU	10	N	79.48
53113023	5311	3	231	PROJECT CONCERN	VAN, PASSENGER, RAMP	2018	33690	2C4RDGBG4JR364251	3	01/05/22	3	VN	8	N	63.48
53392688	5311	8	279	RAWLINS COUNTY	VAN, PASSENGER, RAMP	2015	74963	2C7WDGBG1FR652158	3	07/06/22	3	VN	8	N	94.99
53112535	5311	8	279	RAWLINS COUNTY	TRANSIT BUS,20 PASS,LIFT	2014	42176	1FDFE4FSXDDDB27294	3	07/06/22	3	CU	10	N	86.87
53392837	5311	2	234	RENO CO PUBLIC TRANS	VAN, WINDOW, 13 PASS LIFT	2017	169990	1FDFE4FS0HDC22209	3	08/17/21	3	CU	10	N	122.88
53092443	5311	13	234	RENO CO PUBLIC TRANS	TRANSIT BUS,20 PASS,LIFT	2013	113913	1FDFE4FS3DDA59551	3	08/17/21	3	CU	10	N	120.57
53112545	5311	13	234	RENO CO PUBLIC TRANS	TRANSIT BUS,20 PASS,LIFT	2014	119251	1FDFE4FS2DDDB30741	3	08/17/21	3	CU	10	N	117.70
53112913	5311	2	234	RENO CO PUBLIC TRANS	TRANSIT BUS,14 PASS LIFT	2017	138459	1FDFE4FS8HDC72078	3	08/18/21	3	CU	10	N	110.38
53112911	5311	2	234	RENO CO PUBLIC TRANS	TRANSIT BUS,14 PASS LIFT	2017	122764	1FDFE4FS2HDC72075	3	08/18/21	3	CU	10	N	104.11
53112698	5311	2	234	RENO CO PUBLIC TRANS	VAN, PASSENGER, RAMP	2015	85479	2C7WDGBG0FR642835	3	08/18/21	3	VN	8	N	99.19
53112912	5311	2	234	RENO CO PUBLIC TRANS	TRANSIT BUS,14 PASS LIFT	2017	122368	1FDFE4FS4HDC72076	2	09/17/21	4	CU	10	N	93.95
53112960	5311	2	234	RENO CO PUBLIC TRANS	TRANSIT BUS,14 PASS LIFT	2018	101935	1FDFE4FSXJDC42800	2	08/17/21	4	CU	10	N	80.77
53112746	5311	2	234	RENO CO PUBLIC TRANS	TRANSIT BUS,20 PASS,LIFT	2016	87684	1FDFE4FS8GDC21100	1	08/18/21	5	CU	10	N	75.07
53112958	5311	2	234	RENO CO PUBLIC TRANS	TRANSIT BUS,14 PASS LIFT	2018	57577	1FDFE4FS7JDC42799	3	08/18/21	3	CU	10	N	73.03
53392835	5311	2	234	RENO CO PUBLIC TRANS	TRANSIT BUS,14 PASS LIFT	2017	67238	1FDFE4FS9HDC22208	2	08/17/21	4	CU	10	N	71.90
53392836	5311	2	234	RENO CO PUBLIC TRANS	VAN, WINDOW, 13 PASS LIFT	2017	45727	1FTBW3XM2HKA1857	2	08/17/21	4	CU	10	N	63.29
53112942	5311	2	234	RENO CO PUBLIC TRANS	VAN, WINDOW, 12 PASS,LIFT	2018	24896	1FDVU4XG8JKB17332	4	08/17/21	4	VN	8	N	49.96
53112959	5311	2	234	RENO CO PUBLIC TRANS	TRANSIT BUS,14 PASS LIFT	2018	44886	1FDFE4FS1JDC42815	1	08/17/21	5	CU	10	N	47.95
53113061	5311	2	234	RENO CO PUBLIC TRANS	TRANSIT BUS,14 PASS LIFT	2019	31693	1FDFE4FS0KDC49465	2	08/17/21	4	CU	10	N	47.68
53113062	5311	2	234	RENO CO PUBLIC TRANS	TRANSIT BUS,14 PASS LIFT	2019	29148	1FDFE4FS2KDC49466	2	08/18/21	4	CU	10	N	46.66
53113063	5311	2	234	RENO CO PUBLIC TRANS	TRANSIT BUS,14 PASS LIFT	2019	20380	1FDFE4FS7KDC51164	2	08/17/21	4	CU	10	N	43.15
53113082	5311	2	234	RENO CO PUBLIC TRANS	VAN, PASSENGER, RAMP	2019	4584	2C7WDGBG1KR728357	1	08/17/21	5	VN	8	N	26.83
53091999	5311	7	235	REPUBLIC CO TRANSPOR	VAN, WINDOW, 13 PASS LIFT	2007	86025	1FDWE35S17DA73237	3	06/29/21	3	VN	8	Y	139.41
53392756	5311	7	235	REPUBLIC CO TRANSPOR	TRANSIT BUS,20 PASS,LIFT	2017	58975	1FDFE4FS8GDC21095	3	06/29/21	3	CU	10	N	78.59
53112918	5311	2	236	RICE COUNTY COA	VAN, WINDOW, 13 PASS LIFT	2017	115847	1FDZXC2CG1HKB28802	3	06/07/22	3	VN	8	N	101.34
53113085	5311	2	236	RICE COUNTY COA	VAN, PASSENGER, RAMP	2019	52323	2C7WDGBG6KR728354	3	06/09/22	3	VN	8	N	65.93
53112946	5311	2	236	RICE COUNTY COA	VAN, WINDOW, 12 PASS,LIFT	2018	57388	1FDVU4XG2JKB12000	1	06/08/21	5	VN	8	N	52.96
53113114	5311	2	236	RICE COUNTY COUNCIL	VAN, PASSENGER, RAMP	2020	37366	2C7WDGBG2KR793783	2	06/02/22	4	VN	8	N	44.95
53112965	5311	8	239	ROOKS CO TRANSPORTAT	TRANSIT BUS,14 PASS LIFT	2018	94087	1FDFE4FS6JDC42812	3	06/22/22	3	CU	10	N	87.63
53392826	5311	8	239	ROOKS CO TRANSPORTAT	VAN, WINDOW, 13 PASS LIFT	2017	92841	1FTBW3XM9HKA11855	2	06/22/22	4	VN	8	N	82.14
53113076	5311	8	239	ROOKS CO TRANSPORTAT	TRANSIT BUS,14 PASS LIFT	2020	40100	1FDFE4FS5KDC49462	3	06/22/22	3	CU	10	N	56.04
53092445	5311	14	240	RUSH COUNTY TRANSPOR	VAN, WINDOW, 13 PASS LIFT	2013	101094	1FDFE4FSXDDA59787	3	05/11/22	3	VN	8	Y	115.44
53112673	5311	8	240	RUSH COUNTY TRANSPOR	VAN, PASSENGER, RAMP	2015	76426	2C7WDGBG0FR642883	1	05/11/22	5	VN	8	N	75.57
53392788	5311	9	244	SEDGWICK COUNTY DOA	VAN, PASSENGER, RAMP	2016	138826	2C7WDGBG7GR144262	2	10/28/21	4	VN	8	N	105.53
53392787	5311	9	244	SEDGWICK COUNTY DOA	VAN, PASSENGER, RAMP	2016	137546	2C7WDGBG7GR144259	2	10/28/21	4	VN	8	N	105.02
53112924	5311	9	244	SEDGWICK COUNTY DOA	TRANSIT BUS,14 PASS LIFT	2017	74934	1FDZXC2CG0HKB28807	2	10/28/21	4	CU	10	N	74.97
53112970	5311	9	244	SEDGWICK COUNTY DOA	VAN, WINDOW, 12 PASS,LIFT	2018	84517	1FDVU4XG4JKB12001	2	10/28/21	4	VN	8	N	73.81
53092173	5311	10	245	SEK-CAP INC	VAN,MFSAB,14 PASS LF	2008	171384	1GBJG31K191112304	3	08/09/21	3	VN	8	Y	168.55
53112129	5311	10	245	SEK-CAP INC	VAN, WINDOW, 13 PASS LIFT	2008	150633	1FD3E35S88DB00971	3	08/09/21	3	VN	8	Y	160.25
53092252	5311	10	245	SEK-CAP INC	VAN, WINDOW, 13 PASS LIFT	2009	155525	1FDEE35S9DA37735	3	08/09/21	3	VN	8	Y	157.21
53092172	5311	10	245	SEK-CAP INC	VAN,MFSAB,14 PASS LF	2009	150370	1GBJG31K391114278	3	08/09/21	3	VN	8	Y	155.15
53092251	5311	10	245	SEK-CAP INC	VAN, WINDOW, 13 PASS LIFT	2009	148047	1FDEE35S9DA37730	3	08/09/21	3	VN	8	Y	154.22
53091888	5311	10	245	SEK-CAP INC	VAN, WINDOW, 13 PASS LIFT	2006	106548	1FDWE35L06DA28412	3	08/09/21	3	VN	8	Y	152.62
53112339	5311	10	245	SEK-CAP INC	VAN,PASSENGER, COMP	2011	113682	2D4RN4DG1BR708096	3	08/09/21	3	VN	8	Y	130.47
53112311	5311	10	245	SEK-CAP INC	VAN,PASSENGER, COMP	2011	113598	1FDEE3FS9BDA37136	3	08/09/21	3	VN	8	Y	130.44
53112548	5311	10	245	SEK-CAP INC	VAN,PASSENGER, COMP	2014	122805	2C7WDGBG5DR813155	3	08/09/21	3	VN	8	Y	119.12
53092501	5311	10	245	SEK-CAP INC	TRANSIT BUS,20 PASS,LIFT	2013	104961	1FDFE4FS5DDA27285	3	08/09/21	3	CU	10	N	116.98
53092500	5311	10	245	SEK-CAP INC	TRANSIT BUS,20 PASS,LIFT	2013	78243	1FDFE4FS1DDA27283	3	08/09/21	3	CU	10	N	106.30
53112705	5311	10	245	SEK-CAP INC	VAN, PASSENGER, RAMP	2015	89631	2C7WDGBG0FR642804	3	08/09/21	3	VN	8	N	100.85
53112706	5311	10	245	SEK-CAP INC	VAN, PASSENGER, RAMP	2015	87458	2C7WDGBG0FR642818	3	08/09/21	3	VN	8	N	99.98
53392795	5311	10	245	SEK-CAP INC	VAN, PASSENGER, RAMP	2016	65003	2C7WDGBG7GR235645	3	08/09/21	3	VN	8	N	86.00
53112881	5311	10	245	SEK-CAP INC	VAN, PASSENGER, RAMP	2017	64468	2C7WDGBG3HR742964	3	08/09/21	3	VN	8	N	80.79
53112882	5311	10	245	SEK-CAP INC	VAN, PASSENGER, RAMP	2017	58846	2C7WDGBG3HR742950	3	08/09/21	3	VN	8	N	78.54
53392796	5311	10	245	SEK-CAP INC	VAN, PASSENGER, RAMP	2016	57751	2C7WDGBG7GR235662	2	08/09/21	4	VN	8	N	73.10
53113032	5311	10	245	SEK-CAP INC	TRANSIT BUS,14 PASS	2018	24782	1FDFE4FS5JDC41862	2	08/09/21	4	CU	10	N	49.91
53113031	5311	10	245	SEK-CAP INC	TRANSIT BUS,14 PASS	2018	19772	1FDFE4FS1JDC41860	2	08/09/21	4	CU	10	N	47.91
53113091	5311	10	245	SEK-CAP INC	TRANSIT BUS,14 PASS LIFT	2020	12576	1FDFE4FS8KDC2808	3	08/09/21	3	CU	10	N	45.03
53113090	5311	10	245	SEK-CAP INC	TRANSIT BUS,14 PASS LIFT	2020	9907	1FDFE4FS9KDC52803	1	08/09/21	5	CU	10	N	23.96
53113188	5311	10	245	SEK-CAP INC	TRANSIT BUS,14 PASS LIFT	2021	4913	1FDFE4FN9MDC25212	1	08/09/21	5	CU	10	N	16.97
53113187	5311	10	245	SEK-CAP INC	TRANSIT BUS,14 PASS LIFT	2021	4888	1FDFE4FN7MDC25211	1	08/09/21	5	CU	10	N	16.96
53113058	5311	7	208	SOLOMAN VALLEY	VAN, PASSENGER, RAMP	2019	50097	2C7WDGBGKXR728356	3	06/22/22	3	VN	8	N	65.04
53113010	5311	7	208	SOLOMAN VALLEY TRANS	VAN, PASSENGER, RAMP	2018	134310	2C4RDGBG8JR364236	3	06/29/22	3	VN	8	N	103.72

DOT Number	Program	CTD	Provider Number	Vendor	Category Description	Model Year	Meter Reading	Serial Number	Unit Condition	Inspection Date	Term	CLASS	ULB	Past ULB	Replacement Score
53113009	5311	7	208	SOLOMAN VALLEY TRANS	VAN, PASSENGER, RAMP	2018	120180	2C4RDGBG6JR364235	3	06/22/22	3	VN	8	N	98.07
53113135	5311	7	208	SOLOMON VALLEY	VAN, PASSENGER, RAMP	2020	65204	2C7WDGBG9KR795434	3	06/22/22	3	VN	8	N	66.08
53113133	5311	7	208	SOLOMON VALLEY	VAN, PASSENGER, RAMP	2020	36771	2C7WDGBG4KR793784	3	06/22/22	3	VN	8	N	54.71
53113134	5311	7	208	SOLOMON VALLEY	VAN, PASSENGER, RAMP	2020	23647	2C7WDGBG7KR795433	3	06/22/22	3	VN	8	N	49.46
53112880	5311	7	208	SOLOMON VALLEY TRANS	VAN, PASSENGER, RAMP	2017	136052	2C7WDGBG9HR787634	3	06/22/22	3	VN	8	N	109.42
53112131	5311	14	253	SUNFLOWER DIVER SERV	VAN, PASSENGER, RAMP	2008	81864	1GBDV13108D171336	3	08/24/20	3	VN	8	Y	132.75
53112725	5311	2	253	SUNFLOWER DIVER SERV	TRANSIT BUS,20 PASS,LIFT	2015	154835	1FDDE4FS0GDC17283	3	08/24/20	3	CU	10	N	126.93
53112724	5311	2	253	SUNFLOWER DIVER SERV	TRANSIT BUS,20 PASS,LIFT	2015	148301	1FDDE4FS9FDA37623	3	09/03/20	3	CU	10	N	124.32
53392821	5311	2	253	SUNFLOWER DIVER SERV	TRANSIT BUS,14 PASS LIFT	2017	144081	1FDDE4FS5HDC03123	2	08/24/20	4	CU	10	N	102.63
53112925	5311	5	253	SUNFLOWER DIVER SERV	TRANSIT BUS,14 PASS LIFT	2017	120873	1FDZX2CG3HK858058	2	08/24/20	4	CU	10	N	93.35
53112937	5311	2	253	SUNFLOWER DIVER SERV	TRANSIT BUS,14 PASS LIFT	2018	87800	1FDDE4FS8JDC42813	2	08/25/20	4	CU	10	N	75.12
53112938	5311	2	253	SUNFLOWER DIVER SERV	TRANSIT BUS,14 PASS LIFT	2018	89903	1FDDE4FS2JCD42824	1	08/24/20	5	CU	10	N	57.96
53113054	5311	2	253	SUNFLOWER DIVERSIF	TRANSIT BUS,14 PASS LIFT	2019	48826	1FDDE4FS0KDC47246	1	08/25/20	5	CU	10	N	44.53
53112861	5311	8	258	THOMAS COUNTY	VAN, PASSENGER, RAMP	2017	93982	2C7WDGBG5HR743081	3	07/26/22	3	VN	8	N	92.59
53112890	5311	8	258	THOMAS COUNTY	TRANSIT BUS,14 PASS LIFT	2017	87509	1FDDE4S9HDC61848	3	07/26/22	3	CU	10	N	90.00
53092022	5311	10	264	TRI-VALLEY DEV SERV	TRANSIT BUS,20 PASS,LIFT	2007	82369	1FDXE45S17DA71689	3	11/12/21	3	CU	10	Y	137.95
53162398	5311	10	264	TRI-VALLEY DEV SERV	TRANSIT BUS,20 PASS,LIFT	2012	104421	1FDDE4FSXCDA92822	3	11/12/21	3	CU	10	Y	121.77
53162333	5311	10	264	TRI-VALLEY DEV SERV	TRANSIT BUS,20 PASS,LIFT	2011	68761	1FDDE4FS5BDA63159	3	12/09/21	3	CU	10	Y	112.50
53162522	5311	10	264	TRI-VALLEY DEV SERV	TRANSIT BUS,20 PASS,LIFT	2014	103662	1FCFE4FS7DD828872	3	11/12/21	3	CU	10	N	111.46
53162399	5311	10	264	TRI-VALLEY DEV SERV	TRANSIT BUS,20 PASS,LIFT	2012	70608	1FDDE4FS4CDA94324	3	09/28/20	3	CU	10	Y	108.24
53162440	5311	10	264	TRI-VALLEY DEV SERV	TRANSIT BUS,20 PASS,LIFT	2013	61004	1FDDE4FS5DDA59793	3	12/09/21	3	CU	10	N	99.40
53162521	5311	10	264	TRI-VALLEY DEV SERV	TRANSIT BUS,20 PASS,LIFT	2014	81049	1FDDE4FS1DD828883	3	11/12/21	3	CU	10	N	94.42
53162615	5311	10	264	TRI-VALLEY DEV SERV	TRANSIT BUS,20 PASS,LIFT	2014	56298	1FDDE4S7EDB17291	3	12/09/21	3	CU	10	N	92.52
53162616	5311	10	264	TRI-VALLEY DEV SERV	TRANSIT BUS,20 PASS,LIFT	2014	40524	1FDDE4FS9EDB17292	3	02/18/20	3	CU	10	N	86.21
53092005	5311	11	265	TWIN RIVERS DEV SUP	VAN, WINDOW, 13 PASS LIFT	2007	102119	1FDWE35SX7DA73236	2	08/21/19	4	VN	8	Y	135.85
53112200	5311	11	265	TWIN RIVERS DEV SUP	VAN, WINDOW, 13 PASS LIFT	2009	89715	1FDEE35S39DA39010	2	09/22/21	4	VN	8	Y	120.89
53112638	5311	11	265	TWIN RIVERS DEV SUP	VAN, PASSENGER, RAMP	2015	144496	2C7WDGBG9ER456760	2	08/06/20	4	VN	8	N	112.80
53392784	5311	9	265	TWIN RIVERS DEV SUP	VAN, PASSENGER, RAMP	2016	83794	2C7WDGBG5GR144261	1	08/30/21	5	VN	8	N	73.52
53112745	5311	10	265	TWIN RIVERS DEV SUP	TRANSIT BUS,20 PASS,LIFT	2016	40705	1FDDE4FS5GDC17277	1	08/30/21	5	CU	10	N	56.28
53112891	5311	9	265	TWIN RIVERS DEV SUP	TRANSIT BUS,14 PASS LIFT	2017	32614	1FDDE4FS6HDC61855	1	08/30/21	5	CU	10	N	48.05
53112989	5311	9	265	TWIN RIVERS DEV SUP	VAN, PASSENGER, RAMP	2018	39207	2C4RDGBG1JR364238	1	08/30/21	5	VN	8	N	45.68
53113112	5311	9	265	TWIN RIVERS DEVELOP	VAN, WINDOW, 13 PASS LIFT	2020	239	1FDVUAXG3KK80016	1	08/30/21	5	VN	8	N	20.10
53113129	5311	9	265	TWIN RIVERS DEVELOPM	VAN, PASSENGER, RAMP	2020	4497	2C7WDGBG1KR796240	1	08/30/21	5	VN	8	N	21.80
53112935	5311	5	267	WABAUNSEE COUNTY	VAN,WINDOW,12 PASS	2018	94773	1FDVUAXG7JKB11991	3	05/24/22	3	VN	8	N	87.91
53112920	5311	5	267	WABAUNSEE COUNTY	TRANSIT BUS,14 PASS LIFT	2017	117007	1FDZX2CG8HKB28800	1	03/22/22	5	CU	10	N	81.80

2022

DOT Number	Program	CTD	Provider Number	Vendor	Category Description	Model Year	Meter Reading	Serial Number	Unit Condition	Inspection Date	Term	CLASS	ULB	Past ULB	Replacement Score
53112658	5311	9	103	ANDERSON COA	TRANSIT BUS,20 PASS,LIFT	2015	62566	1FDDE4F57EDB17386	3	09/29/21	3	CU	10	N	90.03
53392731	5311	5	103	ANDERSON COA	TRANSIT BUS,20 PASS,LIFT	2015	42573	1FDDE4F58GDC17287	3	09/29/21	3	CU	10	N	82.03
53103128	5310	6	106	ARROWHEAD WEST 6	VAN, PASSENGER, RAMP	2020	8449	2C7WDBGG1KR795430	1	08/11/21	5	VN	8	N	23.38
53103127	5310	6	106	ARROWHEAD WEST 6	VAN, PASSENGER, RAMP	2020	4367	2C7WDBGG7KR793780	1	08/11/21	5	VN	8	N	21.75
53102689	5310	9	106	ARROWHEAD WEST INC	VAN, PASSENGER, RAMP	2015	75733	2C7WDBGG1FR686066	2	08/14/20	4	VN	8	N	85.29
OTHE2824	5310	2	106	ARROWHEAD WEST INC	VAN, PASSENGER, RAMP	2013	29984	2C7WDBGG5DR813303	2	08/11/21	4	VN	8	Y	76.99
53102691	5310	9	106	ARROWHEAD WEST INC	VAN, PASSENGER, RAMP	2015	49487	2C7WDBGG3FR703076	2	08/14/20	4	VN	8	N	74.79
53102666	5310	15	106	ARROWHEAD WEST INC	VAN, PASSENGER, RAMP	2015	43300	2C7WDBGG6FR614165	2	08/11/21	4	VN	8	N	72.32
53102887	5310	6	106	ARROWHEAD WEST INC	TRANSIT BUS,14 PASS LIFT	2017	18855	1FDDE4F54HDC61854	3	08/11/21	3	CU	10	N	62.54
53102845	5310	6	106	ARROWHEAD WEST INC	TRANSIT BUS,14 PASS LIFT	2017	40335	1FDDE4F53HDC22205	2	08/11/21	4	CU	10	N	61.13
53102843	5310	2	106	ARROWHEAD WEST INC	TRANSIT BUS,14 PASS LIFT	2017	15760	1FDDE4F5XHD22203	2	02/04/20	4	CU	10	N	51.30
53102846	5310	9	106	ARROWHEAD WEST INC	TRANSIT BUS,14 PASS LIFT	2017	38608	1FDDE4F54HDC22200	1	08/14/20	5	CU	10	N	50.44
53103033	5310	6	106	ARROWHEAD WEST INC	TRANSIT BUS,14 PASS	2018	12558	1FDDE4F55JDC41859	2	08/11/21	4	CU	10	N	45.02
53102948	5310	2	106	ARROWHEAD WEST INC	VAN, WINDOW, 12 PASS	2018	7804	1FDVU4XG9JKB11992	2	03/04/20	4	VN	8	N	43.12
53102842	5310	2	106	ARROWHEAD WEST INC	TRANSIT BUS,14 PASS LIFT	2017	16058	1FDDE4F58HDC22197	1	03/12/20	5	CU	10	N	41.42
53102928	5310	9	106	ARROWHEAD WEST INC	VAN, WINDOW, 13 PASS LIFT	2018	25343	1FDZX2CG7HKB28805	1	08/14/20	5	VN	8	N	40.14
53103080	5310	6	105	ARROWHEAD WEST INC	VAN, PASSENGER, RAMP	2019	4855	2C7WDBGG0KR728351	2	08/11/21	4	VN	8	N	36.94
53103097	5310	2	106	ARROWHEAD WEST,INC.	VAN, WINDOW, 13 PASS	2020	100	1FDVU4XG6KKB86151	1	03/17/20	5	VN	8	N	20.04
53102344	5310	10	211	ASCENSION VIA CHRIST	VAN, WINDOW, 13 PASS LIFT	2011	73574	1FDEE3F53BDA83500	3	09/23/21	3	VN	8	Y	114.43
53102558	5310	10	211	ASCENSION VIA CHRIST	VAN, WINDOW, 13 PASS LIFT	2013	36113	1FDDE4F53DDA72784	3	09/23/21	3	VN	8	Y	89.45
53102872	5310	10	211	ASCENSION VIA CHRIST	VAN, PASSENGER, RAMP	2017	51441	2C7WDBGG3HR787631	3	09/23/21	3	VN	8	N	75.58
53102956	5310	10	211	ASCENSION VIA CHRIST	VAN, WINDOW, 12 PASS,LIFT	2018	23903	1FDVU4XG8KKB12003	3	09/23/21	3	VN	8	N	59.56
53102828	5310	10	211	ASCENSION VIA CHRIST	TRANSIT BUS,14 PASS LIFT	2017	19965	1FDDE4F56HDC22201	2	09/23/21	4	CU	10	N	52.99
53102993	5310	1	109	BERT NASH COMMUNITY	VAN, PASSENGER, RAMP	2018	16165	2C4RDGBG4JR364234	2	05/17/22	4	VN	8	N	46.47
53102951	5310	1	109	BERT NASH COMMUNITY	VAN, WINDOW, 12 PASS	2018	8323	1FDVU4XG9JKB12004	1	05/26/22	5	VN	8	N	33.33
53102523	5310	2	278	BETHANY HOME	VAN, PASSENGER, RAMP	2014	101182	2C7WDBGG6DR794647	3	06/24/21	3	VN	8	Y	110.47
53102614	5310	6	278	BETHANY HOME	VAN, PASSENGER, RAMP	2014	77158	2C7WDBGG1ER456753	3	06/24/21	3	VN	8	Y	100.86
53102719	5310	2	278	BETHANY HOME	TRANSIT BUS,20 PASS,LIFT	2015	32490	1FDDE4F5XGDC17260	3	06/23/22	3	CU	10	N	78.00
53102692	5310	2	110	BETHESDA HOME	VAN, PASSENGER, RAMP	2015	115092	2C7WDBGG4FR686000	2	06/10/20	4	VN	8	N	101.04
53102570	5310	6	110	BETHESDA HOME	TRANSIT BUS,20 PASS,LIFT	2014	11048	1FDDE4F53EDA88243	2	06/10/22	4	CU	10	N	64.42
53162734	5310	4	111	BIG LAKES DEV CENTER	TRANSIT BUS,20 PASS,LIFT	2016	171583	1FDDE4F53GDC17262	3	06/29/22	3	CU	10	N	128.63
53162735	5310	4	111	BIG LAKES DEV CENTER	TRANSIT BUS,20 PASS,LIFT	2016	117536	1FDDE4F51GDC17261	3	06/19/20	3	CU	10	N	107.01
53102907	5310	4	111	BIG LAKES DEV CENTER	TRANSIT BUS,14 PASS LIFT	2017	102145	1FDDE4F55HDC74046	3	06/29/22	3	CU	10	N	95.86
53102840	5310	4	111	BIG LAKES DEV CENTER	TRANSIT BUS,20 PASS,LIFT	2017	69318	1FDDE4F57HDC22207	3	06/19/20	3	CU	10	N	82.73
53102984	5310	4	111	BIG LAKES DEV CENTER	TRANSIT BUS,14 PASS LIFT	2018	48204	1FDDE4F55JDC42820	2	06/29/22	4	CU	10	N	59.28
53103175	5310	4	111	BIG LAKES DEVELOPMEN	TRANSIT BUS,14 PASS LIFT	2021	31968	1FDDE4F7MDC25256	3	06/21/22	3	CU	10	N	47.79
53112389	5311	12	116	BUTLER COUNTY	VAN, WINDOW, 13 PASS LIFT	2012	117247	1FDEE3F58CDA55224	3	09/14/21	3	VN	8	Y	126.90
53092449	5311	12	116	BUTLER COUNTY	TRANSIT BUS,20 PASS,LIFT	2013	122660	1FDDE4F56DDA59785	3	09/14/21	3	CU	10	N	124.06
53112539	5311	12	116	BUTLER COUNTY	TRANSIT BUS,20 PASS,LIFT	2014	119061	1FDFE3F52DD30366	3	09/14/21	3	CU	10	N	117.62
53112346	5311	12	116	BUTLER COUNTY	VAN, PASSENGER, RAMP	2011	75113	2D4RN4DG6BR667674	3	09/14/21	3	VN	8	Y	115.05
53112575	5311	12	116	BUTLER COUNTY	TRANSIT BUS,20 PASS,LIFT	2014	101920	1FDDE4F57EDA91761	3	09/14/21	3	CU	10	N	110.77
53112874	5311	9	116	BUTLER COUNTY	TRANSIT BUS,14 PASS LIFT	2017	67602	1FDDE4F5XHD61857	3	09/28/21	3	CU	10	N	82.04
53112921	5311	9	116	BUTLER COUNTY	TRANSIT BUS,14 PASS LIFT	2017	39926	1FDZX2CG3HKB28803	1	09/14/21	5	CU	10	N	50.97
53091927	5310	11	151	CAPPER FOUNDATION	VAN, WINDOW, 13 PASS LIFT	2006	125583	1FDWE35S26DA32016	3	09/13/21	3	VN	8	Y	160.23
53091928	5310	11	152	CAPPER FOUNDATION	VAN, WINDOW, 13 PASS LIFT	2006	90735	1FDWE35S06DA32015	3	03/23/21	3	VN	8	Y	146.29
53102001	5310	11	152	CAPPER FOUNDATION	VAN, WINDOW, 13 PASS LIFT	2007	94954	1FDWE35S97DA73230	3	09/13/21	3	VN	8	Y	142.98
53102382	5310	11	152	CAPPER FOUNDATION	VAN, PASSENGER, RAMP	2012	134684	2C4RDGBGXCR292233	3	09/12/21	3	VN	8	Y	133.87
53102271	5310	12	151	CAPPER FOUNDATION	VAN, WINDOW, 13 PASS LIFT	2010	78200	1FDEE3F5XADA52534	3	09/13/21	3	VN	8	Y	121.28
53102430	5310	11	152	CAPPER FOUNDATION	VAN, PASSENGER, COMP	2013	135552	2C4RDGBG0DR653857	2	09/13/21	4	VN	8	Y	119.22
53102270	5310	11	152	CAPPER FOUNDATION	VAN, WINDOW, 13 PASS LIFT	2010	49690	1FDEE3F51ADA52535	3	07/20/22	3	VN	8	Y	109.88
53102597	5310	11	152	CAPPER FOUNDATION	TRANSIT BUS,20 PASS,LIFT	2014	91461	1FDDE4F52EDB10118	3	09/13/21	3	CU	10	N	106.58
53102320	5310	11	152	CAPPER FOUNDATION	VAN, WINDOW, 13 PASS LIFT	2011	52777	1FDEE3F55BDA63104	2	03/23/21	4	VN	8	Y	96.11
53102716	5310	9	152	CAPPER FOUNDATION	TRANSIT BUS,20 PASS,LIFT	2015	63333	1FDDE4F55GDC17263	3	09/13/21	3	CU	10	N	90.33
53102403	5310	11	152	CAPPER FOUNDATION	VAN, WINDOW, 13 PASS LIFT	2012	38463	1FDEE3F58CDA67424	2	03/23/21	4	VN	8	Y	85.39
53102556	5310	12	152	CAPPER FOUNDATION	TRANSIT BUS,20 PASS,LIFT	2014	31915	1FDDE4F53DD30750	3	03/23/21	3	CU	10	N	82.77
53102717	5310	9	152	CAPPER FOUNDATION	TRANSIT BUS,20 PASS,LIFT	2015	51298	1FDDE4F52GDC17267	2	03/23/21	4	CU	10	N	75.52
53103203	5310	9	152	CAPPER FOUNDATION WI	TRANSIT BUS,14 PASS	2021	2339	1FDDE4F7MDC25258	3	09/13/21	5	CU	10	N	15.94
53102949	5310	7	119	CENTAL KS MENTAL HEA	VAN, WINDOW, 12 PASS,LIFT	2018	15864	1FDVU4XG0JKB11993	3	06/16/22	3	VN	8	N	56.35
53112134	5311	5	122	CHASE COUNTY	TRANSIT BUS,20 PASS,LIFT	2008	51946	1FD4E45S48DA92279	3	06/13/22	3	CU	10	Y	120.78
53112659	5311	5	122	CHASE COUNTY	TRANSIT BUS,20 PASS,LIFT	2015	28802	1FDDE4F53EDA02866	3	06/13/22	3	CU	10	N	76.52
53392829	5311	8	282	CHEYENNE CO	VAN, WINDOW, 13 PASS LIFT	2017	64869	1FTBW3XMOHKA11856	3	07/19/22	3	VN	8	N	80.95
53112514	5311	1	127	CITY OF BONNER SPRIN	TRANSIT BUS,20 PASS,LIFT	2013	74754	1FDDE4F50DDA85721	3	12/30/19	3	CU	10	N	104.90
53112620	5311	1	127	CITY OF BONNER SPRIN	VAN, PASSENGER, RAMP	2015	19887	2C7WDBGG0ER456758	1	02/21/20	5	VN	8	N	52.95
53392856	5311	1	127	CITY OF BONNER SPRIN	TRANSIT BUS,14 PASS LIFT	2017	24825	1FDDE4F58HDC22202	1	06/19/19	5	CU	10	N	44.93
53112927	5311	1	127	CITY OF BONNER SPRIN	VAN, WINDOW, 13 PASS LIFT	2018	9079	1FDZX2CG6JKA32752	1	06/20/19	5	VN	8	N	33.63
53112857	5311	6	128	CITY OF DODGE CITY	TRANSIT BUS,20 PASS,LIFT	2013	135690	1FEFE4FXSDDA72782	4	07/29/21	2	CU	10	N	139.28
53112608	5311	15	128	CITY OF DODGE CITY	TRANSIT BUS,20 PASS,LIFT	2014	160904	1FDDE4F57EDB17288	3	07/29/21	3	CU	10	N	134.36
53112737	5311	6	128	CITY OF DODGE CITY	TRANSIT BUS,20 PASS,LIFT	2016	130545	1FDDE4F54GDC17271	3	08/11/21	3	CU	10	N	112.22
53112738	5311	6	128	CITY OF DODGE CITY	TRANSIT BUS,20 PASS,LIFT	2016	117116	1FDDE4F57GDC17278	3	07/29/21	3	CU	10	N	106.85
53112665	5311	15	128	CITY OF DODGE CITY	VAN, PASSENGER, RAMP	2015	47277	2C7WDBGG6FR614148	2	07/29/21	4	VN	8	N	73.91
53113040	5311	6	128	CITY OF DODGE CITY	TRANSIT BUS,20 PASS	2018	62881	1FDDE4F57JDC41863	2	07/29/21	4	CU	10	N	65.15

DOT Number	Program	CTD	Provider Number	Vendor	Category Description	Model Year	Meter Reading	Serial Number	Unit Condition	Inspection Date	Term	CLASS	ULB	Past ULB	Replacement Score
53113055	5311	6	128	CITY OF DODGE CITY	TRANSIT BUS,20 PASS,LIFT	2019	50609	1FDFE4FS8KDC49455	2	07/29/21	4	CU	10	N	55.24
53113057	5311	6	128	CITY OF DODGE CITY	TRANSIT BUS,20 PASS,LIFT	2019	42948	1FDFE4FS9KDC49464	1	07/29/21	5	CU	10	N	42.18
53113056	5311	6	128	CITY OF DODGE CITY	TRANSIT BUS,20 PASS,LIFT	2019	27342	1FDFE4FS7KDC49463	1	07/29/21	5	CU	10	N	35.94
53113204	5311	6	128	CITY OF DODGE CITY	TRANSIT BUS,20 PASS,LIFT	2021	6712	1FDFE4FN8MDC25251	1	07/29/21	5	CU	10	N	17.68
53113205	5311	6	128	CITY OF DODGE CITY	TRANSIT BUS,20 PASS,LIFT	2021	4171	1FDFE4FN8MDC31602	1	07/29/21	5	CU	10	N	16.67
53112934	5311	8	129	CITY OF GOODLAND	VAN,WINDOW, 12 PASS,LIFT	2018	55594	1FDVU4XG4JKB11995	1	07/26/22	5	VN	8	N	52.24
53112547	5311	14	130	CITY OF GREAT BEND	TRANSIT BUS,20 PASS,LIFT	2014	122855	1FDFE4FS5DDB30748	3	08/21/20	3	CU	10	N	119.14
53112635	5311	14	130	CITY OF GREAT BEND	TRANSIT BUS,20 PASS,LIFT	2015	93880	1FDFE4FS4EDB17376	2	08/21/20	4	CU	10	N	92.55
53113104	5311	2	130	CITY OF GREAT BEND	VAN, WINDOW, 13 PASS,LIFT	2020	100	1FDVU4XG4KKB86150	1	06/23/20	5	VN	8	N	20.04
53113142	5311	2	130	CITY OF GREAT BEND	VAN, PASSENGER, RAMP	2020	100	2C7WDGGB4KR793719	1	10/21/20	5	VN	8	N	20.04
53113181	5311	2	130	CITY OF GREAT BEND	VAN,WINDOW, 13 PASS	2020	100	1FDVU4XG3LKB54789	1	02/26/21	5	VN	8	N	20.04
53112534	5311	7	131	CITY OF HERINGTON	VAN, PASSENGER, RAMP	2014	82521	2C7WDGGB3DR813154	3	06/10/22	3	VN	8	Y	95.01
53092446	5311	14	132	CITY OF HOISINGTON	TRANSIT BUS,20 PASS,LIFT	2013	76828	1FDFE4FS2DDA59556	3	09/27/21	3	CU	10	N	105.73
53102794	5310	7	133	CITY OF HOLYROOD	VAN, PASSENGER, RAMP	2016	107173	2C7WDGGB6GR144270	3	06/07/22	3	VN	8	N	102.87
00181264	5311	13	134	CITY OF KINGMAN	VAN, WINDOW, 13 PASS,LIFT	2000	127932	1FDWE35L54HB64806	3	01/02/20	3	VN	8	Y	191.17
53112525	5311	13	134	CITY OF KINGMAN	TRANSIT BUS,20 PASS,LIFT	2014	64411	1FDFE4FS8DBB27293	1	01/03/20	5	CU	10	N	75.76
5307				CITY OF LAWRENCE	CU - Cutaway Bus	2011	409758		3		3	CU	10.00	N	218.90
5307				CITY OF LAWRENCE	BU-Bus	2011	383814		4		4	BU	14.00	N	208.53
5307				CITY OF LAWRENCE	BU-Bus	2011	364609		4		4	BU	14.00	N	200.84
5307				CITY OF LAWRENCE	BU-Bus	2011	361671		4		4	BU	14.00	N	199.67
5307				CITY OF LAWRENCE	CU - Cutaway Bus	2014	396990		4		4	CU	10.00	N	198.80
5307				CITY OF LAWRENCE	BU-Bus	2015	377293		5		5	BU	14.00	N	185.92
5307				CITY OF LAWRENCE	BU-Bus	2015	373646		5		5	BU	14.00	N	184.46
5307				CITY OF LAWRENCE	BU-Bus	2011	323249		4		4	BU	14.00	N	184.30
5307				CITY OF LAWRENCE	CU - Cutaway Bus	2014	321033		4		4	CU	10.00	N	168.41
5307				CITY OF LAWRENCE	BU-Bus	2011	274660		4		4	BU	14.00	N	164.86
5307				CITY OF LAWRENCE	BU-Bus	2015	315503		5		5	BU	14.00	N	161.20
5307				CITY OF LAWRENCE	CU - Cutaway Bus	2014	294501		4		4	CU	10.00	N	157.80
5307				CITY OF LAWRENCE	CU - Cutaway Bus	2010	219483		3		3	CU	10.00	N	147.79
5307				CITY OF LAWRENCE	CU - Cutaway Bus	2012	205660		3		3	CU	10.00	N	132.26
5307				CITY OF LAWRENCE	CU - Cutaway Bus	2012	198122		3		3	CU	10.00	N	129.25
5307				CITY OF LAWRENCE	CU - Cutaway Bus	2014	206932		4		4	CU	10.00	N	122.77
5307				CITY OF LAWRENCE	CU - Cutaway Bus	2012	179983		3		3	CU	10.00	N	121.99
5307				CITY OF LAWRENCE	CU - Cutaway Bus	2014	189781		4		4	CU	10.00	N	115.91
5307				CITY OF LAWRENCE	CU - Cutaway Bus	2014	186573		4		4	CU	10.00	N	114.63
5307				CITY OF LAWRENCE	CU - Cutaway Bus	2014	165480		4		4	CU	10.00	N	106.19
5307				CITY OF LAWRENCE	BU-Bus	2011	127936		4		4	BU	14.00	N	106.17
5307				CITY OF LAWRENCE	CU - Cutaway Bus	2014	167532		4		4	CU	10.00	N	103.01
5307				CITY OF LAWRENCE	CU - Cutaway Bus	2014	142466		4		4	CU	10.00	N	96.99
5307				CITY OF LAWRENCE	CU - Cutaway Bus	2018	144282		5		5	CU	10.00	N	77.71
5307				CITY OF LAWRENCE	CU - Cutaway Bus	2018	139459		5		5	CU	10.00	N	75.78
5307				CITY OF LAWRENCE	CU - Cutaway Bus	2018	132459		5		5	CU	10.00	N	72.98
5307				CITY OF LAWRENCE	CU - Cutaway Bus	2018	122703		5		5	CU	10.00	N	69.08
5307				CITY OF LAWRENCE	CU - Cutaway Bus	2018	120781		5		5	CU	10.00	N	68.31
5307				CITY OF LAWRENCE	BU-Bus	2020	142125					BU	14.00	N	66.85
5307				CITY OF LAWRENCE	BU-Bus	2020	139472					BU	14.00	N	65.79
5307				CITY OF LAWRENCE	CU - Cutaway Bus	2018	110295				5	CU	10.00	N	64.12
5307				CITY OF LAWRENCE	CU - Cutaway Bus	2018	109223				5	CU	10.00	N	63.69
5307				CITY OF LAWRENCE	CU - Cutaway Bus	2018	108437				5	CU	10.00	N	63.37
5307				CITY OF LAWRENCE	BU-Bus	2020	131688					BU	14.00	N	62.68
5307				CITY OF LAWRENCE	CU - Cutaway Bus	2020	95281					CU	10.00	N	48.11
5307				CITY OF LAWRENCE	CU - Cutaway Bus	2020	94549					CU	10.00	N	47.82
5307				CITY OF LAWRENCE	CU - Cutaway Bus	2020	93442					CU	10.00	N	47.38
5307				CITY OF LAWRENCE	CU - Cutaway Bus	2020	77077					CU	10.00	N	40.83
5307				CITY OF LAWRENCE	CU - Cutaway Bus	2020	71475					CU	10.00	N	38.59
5307				CITY OF LAWRENCE	CU - Cutaway Bus	2020	37821					CU	10.00	N	25.13
5307				CITY OF LAWRENCE	CU - Cutaway Bus	2020	30924					CU	10.00	N	22.37
5307				CITY OF LAWRENCE	CU - Cutaway Bus	2020	16843					CU	10.00	N	16.74
5307				CITY OF LAWRENCE	BU-Bus	2022	5007					BU	14.00	N	2.00
5307				CITY OF LAWRENCE	BU-Bus	2022	4949					BU	14.00	N	1.98
5307				CITY OF LAWRENCE	BU-Bus	2022	4041					BU	14.00	N	1.62
5307				CITY OF LAWRENCE	BU-Bus	2022	3444					BU	14.00	N	1.38
5307				CITY OF LAWRENCE	BU-Bus	2022	2795					BU	14.00	N	1.12
5307				CITY OF LAWRENCE	CU - Cutaway Bus	2010	200971				3	CU	10.00	N	
53112604	5311	15	277	CITY OF LIBERAL	TRANSIT BUS,20 PASS,LIFT	2014	118930	1FDFE4FS9EDB10116	3	08/12/21	3	CU	10	N	117.57
53112409	5311	15	277	CITY OF LIBERAL	VAN, PASSENGER, RAMP	2012	87008	2C4RDGGBG5CR231713	2	10/28/21	4	VN	8	Y	104.80
53112602	5311	15	277	CITY OF LIBERAL	VAN,PASSENGER, COMP	2014	80313	2C7WDGGBG1ER360623	3	08/12/21	3	VN	8	Y	102.13
53112973	5311	6	277	CITY OF LIBERAL	TRANSIT BUS,14 PASS,LIFT	2018	65874	1FDFE4FS7JDC42804	2	08/12/21	4	CU	10	N	66.35
53112971	5311	6	277	CITY OF LIBERAL	TRANSIT BUS,14 PASS,LIFT	2018	64890	1FDFE4FS1JDC42801	2	10/28/21	4	CU	10	N	65.96
53112972	5311	6	277	CITY OF LIBERAL	TRANSIT BUS,14 PASS,LIFT	2018	64271	1FDFE4FS3JDC42802	2	08/12/21	4	CU	10	N	65.71
53112974	5311	6	277	CITY OF LIBERAL	TRANSIT BUS,14 PASS,LIFT	2018	60607	1FDFE4FS0JDC42806	1	08/12/21	5	CU	10	N	54.24
53113077	5311	6	277	CITY OF LIBERAL	VAN, PASSENGER, RAMP	2019	11840	2C7WDGGBG4KR728359	1	08/12/21	5	VN	8	N	29.66
53112581	5311	8	136	CITY OF PHILLIPSBURG	VAN, PASSENGER, RAMP	2014	104603	2C7WDGGBXER380619	3	06/21/22	3	VN	8	Y	111.84
53392767	5311	8	136	CITY OF PHILLIPSBURG	VAN,WINDOW, 13 PASS	2016	28503	1FBZX2CG5GKA37300	2	06/21/22	4	VN	8	N	61.40



DOT Number	Program	CTD	Provider Number	Vendor	Category Description	Model Year	Meter Reading	Serial Number	Unit Condition	Inspection Date	Term	CLASS	ULB	Past ULB	Replacement Score
53392718	5311	8	137	CITY OF RUSSELL	TRANSIT BUS,20 PASS,LIFT	2015	95815	1FDFE4F57GDC17264	3	07/08/22	3	CU	10	N	103.33
53113160	5311	8	137	CITY OF RUSSELL	TRANSIT BUS,14 PASS,LIFT	2021	28229	1FDFE4FN6MDC25250	3	07/08/22	3	CU	10	N	46.29
53113084	5311	8	138	CITY OF SMITH CENTER	VAN, PASSENGER, RAMP	2019	28366	2C7WDGBG0KR728348	2	06/21/22	4	VN	8	N	46.35
53112957	5311	8	138	CITY OF SMITH CENTER	VAN,WINDOW,12 PASS,LIFT	2018	15410	1FDVU4XG6JKB12002	1	11/06/19	5	VN	8	N	36.16
OTHE2305	5311	8	139	CITY OF WAKEENEY	VAN, WINDOW, 13 PASS LIFT	2001	93436	1GBJG31G711190442	3	07/20/22	3	VN	8	Y	172.37
53113184	5311	8	139	CITY OF WAKEENEY	VAN, WINDOW, 13 PASS LIFT	2020	20552	1FDVU4XGXLKB54790	3	07/20/22	3	VN	8	N	48.22
53111404	5311	7	140	CITY OF WILSON	VAN,WINDOW,12 PASS	2001	105605	2B6LB31Z01K555086	3	06/07/22	3	VN	8	Y	177.24
53092286	5311	7	140	CITY OF WILSON	VAN, PASSENGER, RAMP	2010	48697	2D4RN4DE4AR277931	3	06/07/22	3	VN	8	Y	109.48
53092037	5311	10	141	CLASS LTD	VAN,PASSENGER, COMP	2007	163409	1GNVDV23W17D202032	3	09/22/21	3	VN	8	Y	170.36
53091758	5311	10	141	CLASS LTD	VAN,PASSENGER, COMP	2005	137704	1GNVDV23L55D211481	3	09/20/21	3	VN	8	Y	170.08
53091920	5311	10	141	CLASS LTD	VAN, PASSENGER, RAMP	2006	64355	1GBDV12L76D208316	3	09/22/21	3	VN	8	Y	135.74
53092433	5311	10	141	CLASS LTD	VAN,PASSENGER, COMP	2013	113117	2C4RDRGB4DR654350	3	09/22/21	3	VN	8	Y	120.25
53112711	5311	11	141	CLASS LTD	VAN, PASSENGER, RAMP	2015	88066	2C7WDGBG0FR642897	3	09/22/21	3	VN	8	N	100.23
53392818	5311	10	141	CLASS LTD	TRANSIT BUS,14 PASS LIFT	2017	93278	1FDFE4F5XHD030120	3	09/20/21	3	CU	10	N	92.31
53392819	5311	10	141	CLASS LTD	TRANSIT BUS,14 PASS LIFT	2017	75453	1FDFE4F54HDC03128	3	09/23/21	3	CU	10	N	85.18
53162772	5311	10	141	CLASS LTD	TRANSIT BUS,20 PASS,LIFT	2016	62825	1FDFE4F51GDC17275	3	09/20/21	3	CU	10	N	85.13
53112873	5311	10	141	CLASS LTD	VAN, PASSENGER, RAMP	2017	63073	2C7WDGBG5HR787629	3	09/20/21	3	VN	8	N	80.23
53113050	5311	10	141	CLASS LTD	TRANSIT BUS,14 PASS LIFT	2019	40859	1FDFE4F57KDC47244	3	09/22/21	3	CU	10	N	61.34
53103014	5310	10	141	CLASS LTD	VAN, PASSENGER, RAMP	2018	25443	2C4RDRGBG6JR364252	3	09/22/21	3	VN	8	N	60.18
53112940	5311	10	141	CLASS LTD	TRANSIT BUS,14 PASS LIFT	2018	33074	1FDFE4F57JDC42821	2	09/22/21	4	CU	10	N	53.23
53103068	5310	10	141	CLASS LTD	VAN, PASSENGER, RAMP	2019	18484	27WDGBG6KR740584	2	09/21/21	4	VN	8	N	42.39
53112939	5311	10	141	CLASS LTD	TRANSIT BUS,14 PASS LIFT	2018	19802	1FDFE4F5JDC42811	1	09/22/21	5	CU	10	N	37.92
53103013	5310	10	141	CLASS LTD	VAN, PASSENGER, RAMP	2018	11743	2C4RDRGBG0JR364246	1	09/22/21	5	VN	8	N	34.70
53103067	5310	10	141	CLASS LTD	VAN, PASSENGER, RAMP	2019	11579	2C7WDGBG8KR740585	1	09/20/21	5	VN	8	N	29.63
53103066	5310	10	141	CLASS LTD	VAN, PASSENGER, RAMP	2019	9948	2C7WDGBGXXR740586	1	09/22/21	5	VN	8	N	28.98
53103112	5310	10	141	CLASS LTD	VAN, PASSENGER, RAMP	2020	4371	2C7WDGBG7KR801893	1	09/22/21	5	VN	8	N	21.75
53103111	5310	10	141	CLASS LTD	VAN, PASSENGER, RAMP	2020	3077	2C7WDGBGXXR801127	1	09/20/21	5	VN	8	N	21.23
53103110	5310	10	141	CLASS LTD	VAN, PASSENGER, RAMP	2020	1725	2C7WDGBG9KR808277	1	09/22/21	5	VN	8	N	20.69
53113159	5311	10	141	CLASS LTD	TRANSIT BUS,14 PASS LIFT	2021	7513	1FDFE4FN3MDC22709	1	09/22/21	5	CU	10	N	18.01
53093044	5311	4	142	CLAY CO TASK FORCE	VAN, PASSENGER, RAMP	2018	135728	2C7WDGBG9ER360627	3	06/09/22	3	VN	8	N	104.29
53112566	5311	4	142	CLAY CO TASK FORCE	VAN, PASSENGER, RAMP	2014	61275	2C7WDGBG2ER360615	3	06/09/21	3	VN	8	Y	94.51
53102721	5310	4	142	CLAY CO TF(SRDC)(BNA)	TRANSIT BUS,20 PASS,LIFT	2015	10339	1FDFE4F52GDC17270	2	06/09/22	4	CU	10	N	59.14
53102121	5310	9	143	COF TRAINING SERVICE	VAN, WINDOW, 13 PASS LIFT	2008	97132	1FD3E3S548DA92269	3	09/14/21	3	VN	8	Y	138.85
53102537	5310	9	143	COF TRAINING SERVICE	VAN, PASSENGER, RAMP	2014	109928	2C7WDGBG1DR813153	3	10/16/19	3	VN	8	Y	113.97
53102571	5310	9	143	COF TRAINING SERVICE	VAN, PASSENGER, RAMP	2014	100041	2C7WDGBG2ER360629	3	08/27/19	3	VN	8	Y	110.02
53102572	5310	9	143	COF TRAINING SERVICE	TRANSIT BUS,20 PASS,LIFT	2014	80442	1FDFE5F58EDA99058	3	09/14/21	3	CU	10	N	102.18
53102732	5310	5	143	COF TRAINING SERVICE	TRANSIT BUS,20 PASS,LIFT	2016	91607	1FDFE4F55GDC17280	3	09/14/21	3	CU	10	N	96.64
53102966	5310	5	143	COF TRAINING SERVICE	VAN,WINDOW,12 PASS,LIFT	2018	29139	1FDVU4XG4JKB17330	3	09/29/21	3	VN	8	N	61.66
53103116	5310	5	143	COF TRAINING SERVICE	VAN, WINDOW, 13 PASS LIFT	2020	21266	1FDVU4XG8KKB74423	3	09/29/21	3	VN	8	N	48.51
53102967	5310	5	143	COF TRAINING SERVICE	VAN,WINDOW,12 PASS,LIFT	2018	17119	1FDVU4XG6JKB17331	2	09/14/21	4	VN	8	N	46.85
53103139	5310	5	143	COF TRAINING SERVICE	VAN, PASSENGER, RAMP	2020	17049	2C7WDGBG3KR801003	2	09/14/21	4	VN	8	N	36.82
53103140	5310	5	143	COF TRAINING SERVICE	VAN, PASSENGER, RAMP	2020	12217	2C7WDGBG1KR808340	2	09/14/21	4	VN	8	N	34.89
53103117	5310	5	143	COF TRAINING SERVICE	VAN, WINDOW, 13 PASS LIFT	2020	8138	1FDVU4XG5KK880017	1	09/29/21	5	VN	8	N	23.26
53103118	5310	5	143	COF TRAINING SERVICE	VAN, PASSENGER, RAMP	2020	5080	2C7WDGBG8KR800994	1	09/29/21	5	VN	8	N	22.03
53113119	5311	5	144	COFFEY COUNTY TRANS	VAN,WINDOW,13 PASS	2020	15674	1FDVU4XG0KKB86257	1	09/14/21	5	VN	8	N	26.27
53392712	5311	5	144	COFFEY COUNTY TRANSP	VAN, PASSENGER, RAMP	2015	202284	2C7WDGBG2FR703070	3	09/14/21	3	VN	8	N	145.91
53112888	5311	5	144	COFFEY COUNTY TRANSP	TRANSIT BUS,14 PASS LIFT	2017	149149	1FDFE4F58HDC61856	3	09/14/21	3	CU	10	N	114.66
53392847	5311	5	144	COFFEY COUNTY TRANSP	VAN, WINDOW, 13 PASS LIFT	2017	134250	1FTBW3XM6HKA11859	3	09/14/21	3	VN	8	N	108.70
53113016	5311	5	144	COFFEY COUNTY TRANSP	VAN, PASSENGER, RAMP	2018	128985	2C4RDRGBG5JR364226	3	09/14/21	3	VN	8	N	101.59
53112889	5311	5	144	COFFEY COUNTY TRANSP	TRANSIT BUS,14 PASS LIFT	2017	112925	1FDFE4F51HDC61858	3	09/14/21	3	CU	10	N	100.17
53113015	5311	5	144	COFFEY COUNTY TRANSP	VAN, PASSENGER, RAMP	2018	103751	2C4RDRGBG3JR364225	3	09/14/21	3	VN	8	N	91.50
53113108	5311	5	144	COFFEY COUNTY TRANSP	VAN, PASSENGER, RAMP	2019	48847	2C7WDGBG4KR728644	2	09/14/21	4	VN	8	N	54.54
53113107	5311	5	144	COFFEY COUNTY TRANSP	VAN, PASSENGER, RAMP	2019	30497	2C7WDGBG2KR728643	1	09/14/21	5	VN	8	N	37.20
53103147	5310	4	145	COMM HEALTHCARE SYS	VAN, PASSENGER, RAMP	2020	26119	2C7WDGBGXXR795409	1	06/20/22	5	VN	8	N	30.45
53102563	5310	4	145	COMMUNITY HEALTHCARE	VAN,PASSENGER, COMP	2014	62470	2C7WDGBG6ER360620	2	09/30/21	4	VN	8	Y	84.99
53102808	5310	4	145	COMMUNITY HEALTHCARE	VAN, PASSENGER, RAMP	2016	54504	2C7WDGBG3GR389656	1	03/21/22	5	VN	8	N	61.80
53102996	5310	4	145	COMMUNITY HEALTHCARE	VAN, PASSENGER, RAMP	2018	25118	2C4RDRGBG7JR364227	1	09/27/21	5	VN	8	N	40.05
53102886	5310	4	145	COMMUNITY HEALTHCARE	TRANSIT BUS,14 PASS LIFT	2017	10344	1FDFE4F52HDC61853	1	09/22/21	5	CU	10	N	39.14
53103098	5310	4	145	COMMUNITY HEALTHCARE	VAN, WINDOW, 13 PASS LIFT	2020	4258	1FDVU4XG8KKB86152	1	09/30/21	5	VN	8	N	21.70
53392786	5311	5	146	COMMUNITY SENIOR SER	VAN, PASSENGER, RAMP	2016	49422	2C7WDGBG5GR144289	3	08/28/21	3	VN	8	N	79.77
53112862	5311	5	146	COMMUNITY SENIOR SER	VAN, PASSENGER, RAMP	2017	25427	2C7WDGBG7HR742949	3	08/26/21	3	VN	8	N	65.17
53113003	5311	5	146	COMMUNITY SENIOR SER	VAN, PASSENGER, RAMP	2018	24536	2C4RDRGBG4JR364220	3	08/28/21	3	VN	8	N	59.81
53102441	5310	1	148	COTTONWOOD INC	VAN, PASSENGER, RAMP	2013	66876	2C7WDGBG2DR709528	2	01/21/22	4	VN	8	Y	91.75
53102866	5310	1	148	COTTONWOOD INC	VAN, PASSENGER, RAMP	2017	35481	2C7WDGBG0HR787635	2	01/19/22	4	VN	8	N	59.19
53102772	5310	1	148	COTTONWOOD INC	TRANSIT BUS,20 PASS	2016	16727	1FDFE4F56GDC21094	2	01/28/22	4	CU	10	N	56.69
53112553	5311	11	149	COWLEY COUNTY COA	TRANSIT BUS,20 PASS,LIFT	2014	142419	1FDFE4F58DBB28881	3	09/24/21	3	CU	10	N	126.97
53092465	5311	11	149	COWLEY COUNTY COA	TRANSIT BUS,20 PASS,LIFT	2013	119029	1FDFE4F51DDA59788	3	09/24/21	3	CU	10	N	122.61
53112571	5311	11	149	COWLEY COUNTY COA	VAN,PASSENGER, COMP	2014	67738	2C7WDGBG0ER360631	2	09/24/21	4	VN	8	Y	87.10
53112986	5311	9	149	COWLEY COUNTY COA	VAN, PASSENGER, RAMP	2018	16003	2C4RDRGBGJR364237	1	09/24/21	5	VN	8	N	36.40
53112933	5311	9	149	COWLEY COUNTY COA	VAN,WINDOW,12 PASS	2018	6014	1FDVU4XG4JKB12032	1	09/24/21	5	VN	8	N	32.41
53113182	5311	8	153	DECATUR CO TRANSPORT	TRANSIT BUS,14 PASS LIFT	2021	6724	1FDFE4FN5MDC26048	2	07/06/22	4	CU	10	N	27.69
53112309	5311	8	153	DECATUR COUNTY TRANS	VAN, WINDOW, 13 PASS LIFT	2011	100649	1FDEE3F55BDA37134	3	09/16/20	3	VN	8	Y	125.26
53101904	5310	13	155	DISABILITY SUPPORT H	VAN, PASSENGER, RAMP	2006	62883	1GBDV13L26D207235	3	08/25/21	3	VN	8	Y	135.07
53091861	5310	13	155	DISABILITY SUPPORT H	TRANSIT BUS,20 PASS,LIFT	2006	51403	1FDXE45P76HB29792	3	08/25/21	3	CU	10	Y	130.56

DOT Number	Program	CTD	Provider Number	Vendor	Category Description	Model Year	Meter Reading	Serial Number	Unit Condition	Inspection Date	Term	CLASS	ULB	Past ULB	Replacement Score
53102274	5310	13	155	DISABILITY SUPPORT H	VAN, PASSENGER, RAMP	2010	45162	2D4RN4DE4AR228776	3	08/25/21	3	VN	8	Y	108.06
53102812	5310	2	155	DISABILITY SUPPORT H	TRANSIT BUS,14 PASS,LIFT	2017	22928	1FDFF4F50HDC03126	3	08/25/21	3	CU	10	N	84.17
53102379	5310	6	156	DISABILITY SUPPORT M	VAN, PASSENGER, RAMP	2012	90761	2C4RDGBGZCR256875	3	06/14/22	3	VN	8	Y	116.30
53102429	5310	6	156	DISABILITY SUPPORT M	VAN,PASSENGER, COMP	2013	85833	2C4RDGBG9DR654344	3	06/14/22	3	VN	8	Y	109.33
53102479	5310	6	156	DISABILITY SUPPORT M	VAN,PASSENGER, COMP	2013	83346	2C4RDGBG7DR781752	3	06/14/22	3	VN	8	Y	108.34
53102428	5310	6	156	DISABILITY SUPPORT M	VAN,PASSENGER, COMP	2013	75667	2C4RDGBG0DR654345	3	06/14/22	3	VN	8	Y	105.27
53102810	5310	2	156	DISABILITY SUPPORTS	VAN, PASSENGER, RAMP	2016	55325	2C7WDGBG5GR389657	3	06/14/22	3	VN	8	N	82.13
53392833	5310	3	157	DONIPHAN CO SVCS/WKS	VAN, WINDOW, 13 PASS LIFT	2017	94032	1FTBW2CM3HKA11849	2	10/06/21	4	VN	8	N	82.61
53113022	5310	3	157	DONIPHAN CO SVCS/WKS	VAN, PASSENGER, RAMP	2018	39762	2C4RDGBG2JR364250	1	10/06/21	5	VN	8	N	45.90
53103081	5310	3	283	DONIPHAN CO SVCS/WKS	VAN, PASSENGER, RAMP	2019	6241	2C7WDGBG4KR740583	1	03/25/22	5	VN	8	N	27.50
53392668	5311	3	158	DONIPHAN CO TRANS	VAN, PASSENGER, RAMP	2015	125623	2C7WDGBG2FR642822	3	03/04/22	3	VN	8	N	115.25
53112870	5311	3	158	DONIPHAN CO TRANS	VAN, PASSENGER, RAMP	2017	94193	2C7WDGBG2HR787636	3	01/06/22	3	VN	8	N	92.68
53113020	5311	3	158	DONIPHAN CO TRANS	VAN, PASSENGER, RAMP	2018	65852	2C4RDGBGXJR364254	2	03/04/22	4	VN	8	N	66.34
53392855	5311	3	158	DONIPHAN CO TRANS	VAN, WINDOW, 13 PASS LIFT	2017	33477	1FTBW3XM1HKA11851	2	03/04/22	4	VN	8	N	58.39
53113145	5311	3	158	DONIPHAN CO TRANSP	VAN, PASSENGER, RAMP	2020	29931	2C7WDGBG3KR796238	3	03/17/22	3	VN	8	N	51.97
STAT1656	5311	8	154	DSNWK	VAN,WINDOW, 12 PASS	2003	113287	1FDSS34L33HA77102	3	08/25/21	3	VN	8	Y	170.31
53101510	5310	8	154	DSNWK	VAN,WINDOW, 12 PASS	2002	77485	1FTSS34L12HA78140	3	09/22/20	3	VN	8	Y	160.99
STAT1657	5311	8	154	DSNWK	VAN,WINDOW, 12 PASS	2003	89898	1FDSS34L53HA77103	3	07/19/22	3	VN	8	Y	160.60
53091978	5311	8	154	DSNWK	VAN,WINDOW, 12 PASS	2006	103647	1FTSS34L86DA67777	3	09/08/21	3	VN	8	Y	151.46
53101779	5310	8	154	DSNWK	VAN,WINDOW, 12 PASS	2005	85179	1FTSS34L95HB39609	3	08/25/21	3	VN	8	Y	149.07
53102142	5310	8	154	DSNWK	VAN,WINDOW, 12 PASS	2008	116912	1FTSS34L58DA96169	3	09/08/21	3	VN	8	Y	146.76
53091867	5311	8	154	DSNWK	VAN,PASSENGER, COMP	2006	88840	1GNVDV23L46D201705	3	08/13/20	3	VN	8	Y	145.54
53101784	5310	8	154	DSNWK	VAN,WINDOW, 12 PASS	2005	55898	1FTSS34L95HB39612	3	08/18/21	3	VN	8	Y	137.36
53102143	5310	8	154	DSNWK	VAN,WINDOW, 12 PASS	2008	91842	1FTSS34L18DA96170	3	08/30/21	3	VN	8	Y	136.74
53092468	5311	8	154	DSNWK	VAN, WINDOW, 13 PASS LIFT	2013	124599	1FDFF4F58DDA59786	3	08/18/21	3	VN	8	Y	124.84
53101983	5310	8	154	DSNWK	VAN,PASSENGER, COMP	2007	66214	1GNVDV23WX7D176126	2	04/29/29	4	VN	8	Y	121.49
53102163	5310	8	154	DSNWK	VAN, WINDOW, 13 PASS LIFT	2008	44255	1FD3E35S08D800965	3	07/01/22	3	VN	8	Y	117.70
53112520	5311	8	154	DSNWK	TRANSIT BUS,20 PASS,LIFT	2014	116517	1FDFF4F5S6DD28880	3	06/23/22	3	CU	10	N	116.61
53112628	5311	8	154	DSNWK	TRANSIT BUS,20 PASS,LIFT	2015	127363	1FDFF4F5S3EDB17370	3	08/18/21	3	CU	10	N	115.95
53112519	5311	8	154	DSNWK	TRANSIT BUS,20 PASS,LIFT	2014	110490	1FDFF4F5S6DD28877	3	06/23/22	3	CU	10	N	114.20
53102141	5310	8	154	DSNWK	VAN,WINDOW, 12 PASS	2008	49154	1FTSS34L38DA96171	2	08/18/21	4	VN	8	Y	109.66
53112629	5311	8	154	DSNWK	TRANSIT BUS,20 PASS,LIFT	2015	106011	1FDFF4F5S5EDB17371	3	08/18/21	3	VN	8	N	107.40
53102401	5310	8	154	DSNWK	VAN, WINDOW, 13 PASS LIFT	2012	48995	1FDEE3E50CDA67420	3	08/18/21	3	VN	8	Y	99.60
53102196	5310	8	154	DSNWK	VAN,WINDOW, 12 PASS	2009	36154	1FTSS34L59DA42274	2	08/18/21	4	VN	8	Y	99.46
53392726	5311	8	154	DSNWK	TRANSIT BUS,20 PASS,LIFT	2016	94467	1FDFF4F57GDC17281	3	08/18/21	3	CU	10	N	97.79
53102467	5310	8	154	DSNWK	VAN,PASSENGER, COMP	2013	72689	2C4RDGBG5DR654342	2	08/18/21	4	VN	8	Y	94.08
53102582	5310	8	154	DSNWK	VAN, PASSENGER, RAMP	2014	56767	2C7WDGBG0ER360628	3	06/29/22	3	VN	8	Y	92.71
53102518	5310	8	154	DSNWK	VAN, PASSENGER, RAMP	2014	34991	2C7WDGBGXDR794649	2	08/18/21	4	VN	8	Y	74.00
53112950	5311	8	154	DSNWK	TRANSIT BUS,14 PASS LIFT	2018	59352	1FDFF4F54JDC42808	3	06/23/22	3	CU	10	N	73.74
53102851	5310	8	154	DSNWK	VAN, WINDOW, 13 PASS LIFT	2017	36945	1FTBW2CMXHKA11850	3	07/29/22	3	VN	8	N	69.78
53392849	5311	8	154	DSNWK	VAN, WINDOW, 13 PASS LIFT	2017	59920	1FDFF4F51HDC22204	2	08/25/21	4	VN	8	N	66.97
53392848	5311	8	154	DSNWK	VAN, WINDOW, 13 PASS LIFT	2017	41464	1FDFF4F5XHDC22198	2	08/18/21	4	VN	8	N	61.59
53112902	5311	8	154	DSNWK	TRANSIT BUS,14 PASS LIFT	2017	32707	1FDFF4F53HDC74045	2	09/08/21	4	VN	10	N	58.08
53102954	5310	8	154	DSNWK	VAN,WINDOW, 12 PASS,LIFT	2018	13409	1FDVU4XG8JKB17329	3	06/29/22	3	VN	8	N	55.36
53102789	5310	8	154	DSNWK	VAN,WINDOW, 12 PASS	2016	20745	1FBZX2C2G2GA50201	1	09/16/20	5	VN	8	N	48.30
53103137	5310	8	154	DSNWK	VAN, PASSENGER, RAMP	2020	10494	2C7WDGBG5KR795432	3	07/08/22	3	VN	8	N	44.20
53113202	5311	8	154	DSNWK	TRANSIT BUS,14 PASS LIFT	2021	17069	1FDFF4F2MDC25245	3	06/23/22	3	CU	10	N	41.83
53102850	5310	8	154	DSNWK	VAN, WINDOW, 13 PASS LIFT	2017	10983	1FTBW3XM2HKA11860	1	07/21/20	5	VN	8	N	39.39
53102955	5310	8	154	DSNWK	VAN, WINDOW, 12 PASS,LIFT	2018	5456	1FDVU4XG7JKB11988	1	11/06/20	5	VN	8	N	32.18
53103103	5310	8	154	DSNWK	VAN, WINDOW, 13 PASS LIFT	2020	5374	1FDVU4XG3KK8B6155	1	08/19/21	5	VN	8	N	22.15
53103102	5310	8	154	DSNWK	VAN, WINDOW, 13 PASS	2020	1960	1FDVU4XG1KK8B0015	1	08/25/21	5	VN	8	N	20.78
53103122	5310	8	154	DSNWK	VAN, PASSENGER, RAMP	2020	100	2C7WDGBG5KR796239	1	09/04/20	5	VN	8	N	20.04
53103136	5310	8	154	DSNWK	VAN, PASSENGER, RAMP	2020	100	2C7WDGBG3KR795431	1	09/04/20	5	VN	8	N	20.04
53102589	5310	2	160	EAST TOPEKA COA	VAN,PASSENGER, COMP	2014	138793	2C7WDGBGXER360622	3	03/22/22	3	CU	8	Y	125.52
53102568	5310	2	160	EAST TOPEKA COA	TRANSIT BUS,20 PASS,LIFT	2014	113227	1FDFF4F58EDA91767	3	03/21/22	3	VN	10	N	115.29
53102730	5310	1	160	EAST TOPEKA COA	TRANSIT BUS,20 PASS,LIFT	2015	85434	1FDFF4F58GDC11490	2	10/04/21	4	CU	10	N	89.17
53103200	5310	5	161	ELIZABETH LAYTON	VAN, WINDOW, 13 PASS	2020	3840	1FDVU4XGXLKB18064	1	09/21/21	5	VN	8	N	21.54
53091977	5310	9	161	ELIZABETH LAYTON CTR	VAN, WINDOW, 12 PASS	2006	99956	1FTSS3496DA67786	3	09/21/21	3	VN	8	Y	149.98
53092049	5310	9	161	ELIZABETH LAYTON CTR	VAN, CONVERSION, 12 PASS	2007	109658	1FTSS34L37DA61242	3	09/21/21	3	VN	8	Y	148.86
53091913	5310	9	161	ELIZABETH LAYTON CTR	VAN, WINDOW, 13 PASS	2006	86754	1FDWE35S86DA32005	3	02/20/20	3	VN	8	Y	144.70
53092050	5310	9	161	ELIZABETH LAYTON CTR	VAN, CONVERSION, 12 PASS	2007	78110	1FTSS34LX7DA59259	3	09/21/21	3	VN	8	Y	136.24
53092051	5310	9	161	ELIZABETH LAYTON CTR	VAN, CONVERSION, 12 PASS	2007	73504	1FTSS34L67DA59260	3	09/21/21	3	VN	8	Y	134.40
53102516	5310	5	161	ELIZABETH LAYTON CTR	VAN, PASSENGER, RAMP	2014	78793	2C7WDGBG9DR813157	3	09/21/21	3	VN	8	Y	101.52
53103074	5310	5	161	ELIZABETH LAYTON CTR	TRANSIT BUS,14 PASS LIFT	2020	12346	1FDFF4F58KDC49454	1	09/01/21	5	CU	10	N	24.94
53112871	5311	10	162	ELK COUNTY COA	VAN, PASSENGER, RAMP	2017	101654	2C7WDGBG8HR742992	3	09/02/21	3	VN	8	N	95.66
53113124	5311	10	162	ELK COUNTY COUNCIL	VAN, PASSENGER, RAMP	2020	21220	2C7WDGBG5KR801049	1	09/02/21	5	VN	8	N	28.49
53112371	5311	7	164	ELLSWORTH CO COA	VAN, PASSENGER, RAMP	2012	100519	2C4RDGBGXCR180676	3	06/07/22	3	VN	8	Y	120.21
53102569	5310	12	168	ENVISION	TRANSIT BUS,20 PASS,LIFT	2014	121525	1FDFF4F5XEDA88241	3	03/04/20	3	CU	10	N	118.61
53102733	5310	9	168	ENVISION	TRANSIT BUS,20 PASS,LIFT	2016	76956	1FDFF4F54GDC17268	3	03/04/20	3	CU	10	N	90.78
53103157	5310	10	169	FAMILY SERVICE & GUI	TRANSIT BUS,14 PASS LIFT	2021	100	1FDFF4F4N1MDC22708	1	12/04/20	5	CU	10	N	15.04
STAT1640	5310	2	169	FAMILY SVC & GUIDANC	TRANSIT BUS,20 PASS,LIFT	2003	89700	1FDXE45S13HB03530	3	02/11/20	3	CU	10	Y	160.88
53102471	5310	2	169	FAMILY SVC & GUIDANC	TRANSIT BUS,20 PASS,LIFT	2013	95577	1FDFF4F59DDA53138	3	08/23/18	3	CU	10	N	113.23
53102532	5310	2	169	FAMILY SVC & GUIDANC	TRANSIT BUS,20 PASS,LIFT	2014	118135	1FDFF4F58DD800241	2	03/17/20	4	CU	10	N	107.25
53102533	5310	2	169	FAMILY SVC & GUIDANC	TRANSIT BUS,20 PASS,LIFT	2014	88055	1FDFF4F5XDD800239	2	03/17/20	4	CU	10	N	95.22

DOT Number	Program	CTD	Provider Number	Vendor	Category Description	Model Year	Meter Reading	Serial Number	Unit Condition	Inspection Date	Term	CLASS	ULB	Past ULB	Replacement Score
53113165	5311	6	170	FINNEY CO COMM ON AG	TRANSIT BUS,14 PASS LIFT	2021	8494	1FDFE4FN7MDC25242	1	08/04/21	5	CU	10	N	18.40
53113164	5311	6	170	FINNEY CO COMM ON AG	TRANSIT BUS,14 PASS LIFT	2021	8941	1FDFE4FN8MDC25234	1	08/05/21	5	CU	10	N	17.78
53113166	5311	6	170	FINNEY CO COMM ON AG	TRANSIT BUS,14 PASS LIFT	2021	6791	1FDFE4FN9MDC25243	1	08/04/21	5	CU	10	N	17.72
ARRA2295	5311	15	170	FINNEY COUNTY COA	TRANSIT BUS,20 PASS,LIFT	2010	107845	1FDFE4FS9ADA71960	3	08/04/21	3	CU	10	Y	133.14
ARRA2297	5311	15	170	FINNEY COUNTY COA	TRANSIT BUS,20 PASS,LIFT	2010	105698	1FDFE4FS1ADA67879	3	08/04/21	3	CU	10	Y	132.28
ARRA2293	5311	15	170	FINNEY COUNTY COA	TRANSIT BUS,20 PASS,LIFT	2010	104513	1FDFE4FS9ADA71957	3	08/04/21	3	CU	10	Y	131.81
ARRA2298	5311	15	170	FINNEY COUNTY COA	TRANSIT BUS,20 PASS,LIFT	2010	104412	1FDFE4FS7ADA71956	3	08/05/21	3	CU	10	Y	131.76
53092006	5311	15	170	FINNEY COUNTY COA	VAN, PASSENGER, RAMP	2007	85013	1GBDV13127D172082	2	08/05/21	4	VN	8	Y	129.01
53112743	5311	6	170	FINNEY COUNTY COA	TRANSIT BUS,20 PASS,LIFT	2015	103172	1FDFE4FS4GDC17285	3	08/04/21	3	CU	10	N	106.27
53112742	5311	6	170	FINNEY COUNTY COA	TRANSIT BUS,20 PASS,LIFT	2016	84677	1FDFE4S2GDC17284	3	08/05/21	3	CU	10	N	93.87
53112908	5311	6	170	FINNEY COUNTY COA	TRANSIT BUS,14 PASS LIFT	2017	66352	1FDFE4FSXHDC72079	3	08/04/21	3	CU	10	N	81.54
53112962	5311	6	170	FINNEY COUNTY COA	TRANSIT BUS,20 PASS,LIFT	2018	32396	1FDFE4FS3JDC42816	2	08/05/21	4	CU	10	N	52.96
53112961	5311	6	170	FINNEY COUNTY COA	TRANSIT BUS,20 PASS,LIFT	2018	31685	1FDFE4FS2JDC42807	2	08/04/21	4	CU	10	N	52.67
53112964	5311	6	170	FINNEY COUNTY COA	TRANSIT BUS,20 PASS,LIFT	2018	31299	1FDFE4FS9JDC42805	2	04/08/21	4	CU	10	N	52.52
53113073	5311	6	170	FINNEY COUNTY COA	TRANSIT BUS,20 PASS,LIFT	2020	21896	1FDFE4FS9KDC51165	1	08/05/21	5	CU	10	N	28.76
53113072	5311	6	170	FINNEY COUNTY COA	TRANSIT BUS,20 PASS,LIFT	2020	16577	1FDFE4FS0KDC51166	1	08/04/21	5	CU	10	N	26.63
53103100	5311	4	237	FLINT HILL ATA	TRANSIT BUS,20 PASS,LIFT	2020	42766	1FDFE4FS7KDC52802	1	03/09/22	5	CU	10	N	37.11
53112806	5311	4	237	FLINT HILLS ATA	TRANSIT BUS,20 PASS,LIFT	2012	254214	1FDFE4FS6GDC494325	3	08/19/21	3	CU	10	Y	181.69
53112362	5311	4	237	FLINT HILLS ATA	TRANSIT BUS,20 PASS,LIFT	2011	243088	1FDFE4FS1BDB10106	2	04/06/22	4	CU	10	Y	172.24
53112554	5311	4	237	FLINT HILLS ATA	TRANSIT BUS,20 PASS,LIFT	2014	209632	1FDFE4FS5DBB30751	3	03/19/20	3	CU	10	N	153.85
53092507	5311	4	237	FLINT HILLS ATA	TRANSIT BUS,20 PASS,LIFT	2013	219946	1FDFE4FS8DDA72781	2	02/11/22	4	CU	10	N	152.98
53392762	5311	4	237	FLINT HILLS ATA	TRANSIT BUS,20 PASS	2016	212944	1FDFE4FS3GDC21103	3	03/04/22	3	CU	10	N	145.18
53392761	5311	4	237	FLINT HILLS ATA	TRANSIT BUS,20 PASS	2016	194720	1FDFE4FS1GDC21102	3	04/06/22	3	CU	10	N	137.89
53392766	5311	4	237	FLINT HILLS ATA	TRANSIT BUS,20 PASS	2016	178566	1FDFE4FS0GDC21107	3	07/05/22	3	CU	10	N	131.43
53392763	5311	4	237	FLINT HILLS ATA	TRANSIT BUS,20 PASS	2016	171717	1FDFE4FS5GDC21104	3	07/14/22	3	CU	10	N	128.69
53392760	5311	4	237	FLINT HILLS ATA	TRANSIT BUS,20 PASS	2016	167441	1FDFE4FS0GDC21101	2	07/07/22	4	CU	10	N	116.98
53392652	5311	4	237	FLINT HILLS ATA	TRANSIT BUS,14 PASS LIFT	2017	178115	1FDFE4FS1HDC22199	2	03/09/22	4	CU	10	N	116.25
53392764	5311	4	237	FLINT HILLS ATA	TRANSIT BUS,20 PASS	2016	160898	1FDFE4FS7GDC21105	2	03/09/22	4	CU	10	N	114.36
53112640	5311	4	237	FLINT HILLS ATA	TRANSIT BUS,20 PASS,LIFT	2015	148045	1FDFE4S2EDB17375	2	08/19/21	4	CU	10	N	114.22
53392765	5311	4	237	FLINT HILLS ATA	TRANSIT BUS,20 PASS	2016	131901	1FDFE4FS9GDC21106	3	07/07/22	3	CU	10	N	112.76
53392653	5311	4	237	FLINT HILLS ATA	TRANSIT BUS,14 PASS LIFT	2017	134973	1FDFE4FS5HDC22206	3	07/08/22	3	CU	10	N	108.99
53112905	5311	4	237	FLINT HILLS ATA	TRANSIT BUS,14 PASS LIFT	2017	130358	1FDFE4FS8HDC72081	3	04/25/22	3	CU	10	N	107.14
53112639	5311	4	237	FLINT HILLS ATA	TRANSIT BUS,20 PASS,LIFT	2015	128448	1FDFE4S0EDB17374	2	04/25/22	4	CU	10	N	106.38
53392898	5311	4	237	FLINT HILLS ATA	TRANSIT BUS,14 PASS LIFT	2017	120179	1FDFE4FS5HDC72071	2	02/07/22	4	CU	10	N	93.07
53112906	5311	4	237	FLINT HILLS ATA	TRANSIT BUS,14 PASS LIFT	2017	118244	1FDFE4FSXHDC72082	2	07/08/22	4	CU	10	N	92.30
53392900	5311	4	237	FLINT HILLS ATA	TRANSIT BUS,14 PASS LIFT	2017	98725	1FDFE4FS0HDC72074	2	02/15/22	4	CU	10	N	84.49
53392654	5311	4	237	FLINT HILLS ATA	VAN, WINDOW, 12 PASS,LIFT	2017	98335	1FTBW3XM2HKA17691	2	04/08/22	4	VN	8	N	84.33
53103101	5311	4	237	FLINT HILLS ATA	TRANSIT BUS,20 PASS,LIFT	2020	51840	1FDFE4FS6KDC52807	3	03/09/22	3	CU	10	N	60.74
53393038	5311	4	237	FLINT HILLS ATA	TRANSIT BUS,20 PASS	2018	42576	1FDFE4FS0JDC41865	1	06/28/22	5	CU	10	N	47.03
53113034	5311	4	237	FLINT HILLS ATA	TRANSIT BUS,20 PASS	2018	41627	1FDFE4FS6JDC41868	1	06/28/22	5	CU	10	N	46.65
53393036	5311	4	237	FLINT HILLS ATA	TRANSIT BUS,20 PASS	2018	16619	1FDFE4FS4JDC41867	2	03/09/20	4	CU	10	N	46.65
53393035	5311	4	237	FLINT HILLS ATA	TRANSIT BUS,20 PASS	2018	40982	1FDFE4FS2JDC41866	1	06/30/22	5	CU	10	N	46.39
53393037	5311	4	237	FLINT HILLS ATA	TRANSIT BUS,20 PASS	2018	35004	1FDFE4FS3JDC41861	1	06/30/22	5	CU	10	N	44.00
53113099	5311	4	237	FLINT HILLS ATA	TRANSIT BUS,20 PASS,LIFT	2020	52923	1FDFE4FSXKDC52809	1	03/10/22	5	CU	10	N	41.17
53113098	5311	4	237	FLINT HILLS ATA	TRANSIT BUS,20 PASS,LIFT	2020	49924	1FDFE4FS0KDC52804	1	03/11/22	5	CU	10	N	39.97
53112702	5311	10	171	FOUR CO MENTAL HLTH	VAN, PASSENGER, RAMP	2015	246381	2C7WDGBG0FR642849	3	11/09/21	3	VN	8	N	163.55
53092456	5311	10	274	FOUR CO MENTAL HLTH	TRANSIT BUS,20 PASS,LIFT	2013	205106	1FDFE4FS4DDA59557	3	11/09/21	3	CU	10	N	157.04
53112592	5311	10	171	FOUR CO MENTAL HLTH	TRANSIT BUS,20 PASS,LIFT	2014	206138	1FDFE4FS0EDB10120	3	11/09/21	3	CU	10	N	152.46
53092457	5311	10	274	FOUR CO MENTAL HLTH	TRANSIT BUS,20 PASS,LIFT	2013	193228	1FDFE4FS4DDA59784	3	11/09/21	3	CU	10	N	152.29
53112591	5311	10	171	FOUR CO MENTAL HLTH	TRANSIT BUS,20 PASS,LIFT	2014	198964	1FDFE4FS4EDB10119	3	11/09/21	3	CU	10	N	149.59
53112896	5311	10	274	FOUR CO MENTAL HLTH	TRANSIT BUS,14 PASS LIFT	2017	200929	1FDFE4FSXHDC61860	3	11/09/21	3	CU	10	N	135.37
53102406	5311	11	171	FOUR CO MENTAL HLTH	VAN, WINDOW, 13 PASS LIFT	2012	128446	1FDEE3FS1CDA67426	3	11/09/21	3	VN	8	Y	131.38
53392802	5311	10	171	FOUR CO MENTAL HLTH	VAN, PASSENGER, RAMP	2016	167080	2C7WDGBG7GR144245	3	11/10/21	3	VN	8	N	126.83
53112752	5311	10	171	FOUR CO MENTAL HLTH	VAN, WINDOW, 12 PASS	2016	135819	1FBZXC2CG7GKA08606	3	11/09/21	3	VN	8	N	114.33
53112753	5311	10	171	FOUR CO MENTAL HLTH	VAN, WINDOW, 12 PASS	2016	129085	1FBZXC2CG7GKA08607	3	11/09/21	3	VN	8	N	111.63
53392803	5311	10	171	FOUR CO MENTAL HLTH	VAN, PASSENGER, RAMP	2016	104623	2C7WDGBG6GR235667	3	08/27/19	3	VN	8	N	101.85
53392830	5311	10	171	FOUR CO MENTAL HLTH	VAN, WINDOW, 13 PASS LIFT	2017	114041	1FTBW2CM8HKA11846	3	11/10/21	3	VN	8	N	100.62
53113042	5311	10	274	FOUR CO MENTAL HLTH	VAN, PASSENGER, RAMP	2018	112588	2C4RDGBG5JR364243	3	11/10/21	3	VN	8	N	95.04
53113043	5311	10	274	FOUR CO MENTAL HLTH	VAN, PASSENGER, RAMP	2018	108561	2C4RDGBG7JR364244	3	11/09/21	3	VN	8	N	93.42
53112704	5311	10	171	FOUR CO MENTAL HLTH	VAN, PASSENGER, RAMP	2015	89865	2C7WDGBG0FR642866	2	08/27/19	4	VN	8	N	90.95
53112947	5311	10	274	FOUR CO MENTAL HLTH	TRANSIT BUS,14 PASS LIFT	2018	109792	1FDFE4FS4JDC42825	2	11/09/21	4	CU	10	N	83.92
53113047	5311	10	274	FOUR CO MENTAL HLTH	TRANSIT BUS,14 PASS LIFT	2019	74815	1FDFE4FS9KDC47245	3	11/09/21	3	CU	10	N	74.93
53392804	5311	10	171	FOUR CO MENTAL HLTH	VAN, PASSENGER, RAMP	2016	69203	2C7WDGBG6GR235670	1	09/04/19	5	VN	8	N	67.68
53113060	5311	10	274	FOUR CO MENTAL HLTH	VAN, PASSENGER, RAMP	2019	71881	2C7WDGBG3KR740588	2	11/09/21	4	VN	8	N	63.75
53113059	5311	10	274	FOUR CO MENTAL HLTH	VAN, PASSENGER, RAMP	2019	66608	2C7WDGBG1KR740587	2	11/09/21	4	VN	8	N	61.64
53113046	5311	10	274	FOUR CO MENTAL HLTH	TRANSIT BUS,14 PASS LIFT	2019	56354	1FDFE4FS5KDC47243	2	11/09/21	4	CU	10	N	57.54
53392831	5311	10	171	FOUR CO MENTAL HLTH	VAN, WINDOW, 13 PASS LIFT	2017	46453	1FTBW2CM8HKA11847	1	09/04/19	5	VN	8	N	53.58
53112703	5311	10	171	FOUR CO MENTAL HLTH	VAN, PASSENGER, RAMP	2015	212818	2C7WDGBG0FR642852	3	11/09/21	3	VN	8	N	150.13
53113126	5311	10	274	FOUR COUNTY MENTAL	VAN, PASSENGER, RAMP	2020	35311	2C7WDGBG7KR799370	2	11/09/21	4	VN	8	N	44.12
53113125	5311	10	274	FOUR COUNTY MENTAL	VAN, PASSENGER, RAMP	2020	11133	2C7WDGBG5KR801133	2	11/09/21	4	VN	8	N	30.45
53112498	5311	9	173	FRANKLIN CO SERVICES	TRANSIT BUS,20 PASS,LIFT	2014	108307	1FDFE4FS6DD30368	3	10/14/21	3	CU	10	N	113.32
53112676	5311	5	173	FRANKLIN CO SERVICES	VAN, PASSENGER, RAMP	2015	103388	2C7WDGBG2FR686075	3	10/14/21	3	VN	8	N	106.36
53112675	5311	5	173	FRANKLIN CO SERVICES	VAN, PASSENGER, RAMP	2015	100292	2C7WDGBG7FR703226	3	10/14/21	3	VN	8	N	105.12
53112919	5311	5	173	FRANKLIN CO SERVICES	TRANSIT BUS,14 PASS LIFT	2017	46011	1FDZX2CG2HKB28806	3	10/14/21	3	CU	10	N	73.40

DOT Number	Program	CTD	Provider Number	Vendor	Category Description	Model Year	Meter Reading	Serial Number	Unit Condition	Inspection Date	Term	CLASS	ULB	Past ULB	Replacement Score
53112574	5311	13	174	FUTURES UNLIMITED	TRANSIT BUS,20 PASS,LIFT	2014	103782	1FDFE4F59EDA91762	2	09/16/21	4	CU	10	N	101.51
53392785	5311	9	174	FUTURES UNLIMITED	VAN, PASSENGER, RAMP	2016	69131	2C7WDGBG4GR235652	2	09/16/21	4	VN	8	N	77.65
53392811	5311	9	174	FUTURES UNLIMITED	TRANSIT BUS,20 PASS,LIFT	2017	68343	1FDFE4F57HDC03124	2	09/16/21	4	CU	10	N	72.34
53102969	5310	9	174	FUTURES UNLIMITED	VAN,WINDOW,12 PASS,LIFT	2018	30435	1FDVU4XG2JKB11994	1	09/21/21	5	VN	8	N	42.17
53113070	5311	9	174	FUTURES UNLIMITED	TRANSIT BUS,20 PASS,LIFT	2020	25577	1FDFE4F53KDC49458	1	09/16/21	5	CU	10	N	30.23
53103143	5310	9	174	FUTURES UNLIMITED	VAN, PASSENGER, RAMP	2020	5977	2C7WDGBG2KR793718	1	09/16/21	5	VN	8	N	22.39
53091937	5310	4	175	GEARY CO SENIOR CNTR	VAN, WINDOW, 13 PASS LIFT	2006	117224	1FDWE35L06DA44576	4	06/28/21	2	VN	8	Y	166.89
53102326	5310	4	175	GEARY CO SENIOR CNTR	VAN, WINDOW, 13 PASS LIFT	2011	107436	1FDEE3F57BDA72712	3	06/28/21	3	VN	8	Y	127.97
53112923	5311	8	177	GOVE CO MEDICAL CNTR	TRANSIT BUS,14 PASS LIFT	2017	115798	1FDZXC2C44HKB28809	3	07/26/22	3	CU	10	N	101.32
53113106	5311	8	177	GOVE CO MEDICAL CNTR	VAN, PASSENGER, RAMP	2019	58620	2C7WDGBG3KR728358	3	07/26/22	3	VN	8	N	68.45
53102992	5310	8	270	GREAT PLAINS HEALTH	VAN, PASSENGER, RAMP	2018	17763	2C4RDGBG6JR364221	2	07/19/22	4	VN	8	N	47.11
53112596	5311	11	178	GREENWOOD CO COA	VAN,PASSENGER,COMP	2014	133249	2C7WDGBG1ER360637	3	08/31/21	3	VN	8	Y	123.30
53092469	5311	11	178	GREENWOOD CO COA	VAN, PASSENGER, RAMP	2013	105289	2C7WDGBG9DR709526	3	08/31/21	3	VN	8	Y	117.12
53392798	5311	5	178	GREENWOOD CO COA	VAN, PASSENGER, RAMP	2016	64852	2C7WDGBG7GR144276	3	08/31/21	3	VN	8	N	85.94
53112917	5311	5	178	GREENWOOD CO COA	TRANSIT BUS,14 PASS LIFT	2017	13384	1FDZX2CG1HKB29156	2	08/31/21	4	CU	10	N	50.35
53113148	5311	5	178	GREENWOOD CO COA	VAN, PASSENGER, RAMP	2020	5496	2C7WDGBG8KR795411	1	08/31/21	5	VN	8	N	22.20
53112543	5311	9	208	HARPER CO (SOLOMON)	TRANSIT BUS,20 PASS,LIFT	2014	46341	1FDFE4F50DDB28874	2	09/01/21	4	CU	10	N	78.54
53113185	5311	9	180	HARPER CO DEPT ON AG	VAN,WINDOW, 13 PASS	2020	10113	1FDVU4XG7LKB50454	1	09/01/21	5	VN	8	N	24.05
53112307	5311	13	180	HARPER COUNTY DOA	VAN,PASSENGER,COMP	2011	268422	2D4RN4DG3BR658508	3	09/01/21	3	VN	8	Y	192.37
53112650	5311	13	180	HARPER COUNTY DOA	TRANSIT BUS,20 PASS,LIFT	2015	121621	1FDFE4F5AEDB17383	3	09/01/21	3	CU	10	N	113.65
53112916	5311	9	180	HARPER COUNTY DOA	TRANSIT BUS,14 PASS LIFT	2017	84353	1FDZX2CG5HKB28804	1	09/01/21	5	CU	10	N	68.74
53112105	5311	12	182	HARVEY COUNTY TRANSP	TRANSIT BUS,20 PASS,LIFT	2008	87206	1FD4E45S28DA92281	3	07/13/21	3	CU	10	Y	134.88
53112612	5311	12	182	HARVEY COUNTY TRANSP	VAN,PASSENGER,COMP	2014	122702	2C7WDGBG3ER360624	2	07/29/21	4	CU	10	Y	109.08
53112347	5311	12	182	HARVEY COUNTY TRANSP	TRANSIT BUS,20 PASS,LIFT	2011	53168	FDPE4F52BDA86866	3	07/06/22	3	CU	10	Y	106.27
53112701	5311	9	182	HARVEY COUNTY TRANSP	VAN, PASSENGER, RAMP	2015	103384	2C7WDGB1FR642844	4	07/15/21	4	VN	8	N	96.35
53112985	5311	9	182	HARVEY COUNTY TRANSP	VAN, PASSENGER, RAMP	2018	41132	2C4RDGBG4JR354217	1	07/20/21	5	VN	8	N	46.45
53091974	5310	12	183	HEARTSPRING INC	VAN,WINDOW,12 PASS	2006	104494	1FTSS34L16DA67779	3	08/31/20	3	VN	8	Y	151.80
53091782	5310	12	183	HEARTSPRING INC	VAN,WINDOW,12 PASS	2005	75621	1FTSS34L55HB39610	3	08/31/20	3	VN	8	Y	145.25
53102207	5310	12	183	HEARTSPRING INC	VAN,PASSENGER,COMP	2009	83209	2D8HN44E29R625683	3	08/28/20	3	VN	8	Y	128.28
53102232	5310	12	183	HEARTSPRING INC	VAN, PASSENGER, RAMP	2009	83172	2D8HN44359R581338	3	08/28/20	3	VN	8	Y	128.27
53102477	5310	12	183	HEARTSPRING INC	VAN, PASSENGER, RAMP	2013	45335	2C7WDGBG7DR709525	2	08/25/20	4	VN	8	Y	83.13
53102774	5310	9	183	HEARTSPRING INC	VAN,WINDOW, 13 PASS	2016	50552	1FBZX2CG8GKA61607	3	08/28/20	3	VN	8	N	80.22
53102775	5310	9	183	HEARTSPRING INC	VAN,WINDOW, 13 PASS	2016	45908	1FBZX2CGXGKA61608	3	08/27/20	3	VN	8	N	78.36
53102776	5310	9	183	HEARTSPRING INC	VAN,WINDOW, 13 PASS	2016	27866	1FBZX2CG1GKA61609	3	08/31/20	3	VN	8	N	71.07
53102832	5310	9	183	HEARTSPRING INC	VAN, WINDOW, 13 PASS LIFT	2017	40009	1FTBW2CM6HKA11845	3	08/27/20	3	VN	8	N	71.00
53102010	5310	12	183	HEARTSPRING INC	VAN,PASSENGER,COMP	2007	85846	1GNDV23W97D179017	3	08/28/20	3	VN	8	Y	139.34
53102493	5310	12	183	HEARTSPRINGS INC	VAN, PASSENGER, COMP	2013	65059	2C4RDGBG8DR13175	3	08/26/20	3	VN	8	Y	101.02
53102530	5310	12	183	HEARTSPRINGS INC	VAN, PASSENGER, RAMP	2014	29249	2C7WDGBG8DR13179	3	08/27/20	3	VN	8	Y	81.70
53103163	5310	5	185	HETLINGER DEV SERVIC	TRANSIT BUS,14 PASS LIFT	2021	5122	1FDFE4FN7MDC26049	1	04/20/22	5	CU	10	N	17.05
53102097	5310	5	185	HETLINGER DEV SVCS	VAN, WINDOW, 13 PASS LIFT	2008	91013	1FD3E3S48DA92272	3	01/31/22	3	VN	8	Y	136.41
53103171	5310	6	273	HODGEMAN CO HEALTH	TRANSIT BUS,14 PASS LIFT	2021	2078	1FDFE4FN3MDC26047	1	02/25/22	5	CU	10	N	15.83
53092466	5311	1	186	INDEPENDENCE INC	VAN, PASSENGER, RAMP	2013	171439	2C7WDGBG3DR709523	4	01/03/20	4	VN	8	Y	133.58
53392667	5311	1	186	INDEPENDENCE INC	VAN, PASSENGER, RAMP	2015	166573	2C7WDGBG2FR642805	2	03/24/22	3	VN	8	N	131.63
53102841	5310	1	186	INDEPENDENCE INC	VAN, WINDOW, 13 PASS LIFT	2017	99741	1FTBW3XM5HKA11853	1	03/30/22	5	VN	8	N	74.90
53113118	5311	1	186	INDEPENDENCE INC	VAN, PASSENGER, RAMP	2019	100	2C7WDGBG9KR729403	1	05/20/20	5	VN	8	N	25.04
53113146	5311	1	186	INDEPENDENCE INC	VAN, PASSENGER, RAMP	2020	37979	2C7WDGBGXR795412	1	06/14/22	5	VN	8	N	35.19
53112487	5311	3	187	JEFFERSON CO SERV OR	VAN,PASSENGER,COMP	2013	174591	2C4RDGBG7DR788771	3	12/21/21	3	VN	8	Y	144.84
53092186	5311	3	187	JEFFERSON CO SERV OR	VAN,PASSENGER,COMP	2009	146805	2D8HN44E19R634312	2	10/13/21	4	VN	8	Y	143.72
53112304	5311	3	187	JEFFERSON CO SERV OR	VAN, WINDOW, 13 PASS LIFT	2010	81904	1FDFE3F55ADA65756	3	02/18/22	3	VN	8	Y	122.76
53112617	5311	3	187	JEFFERSON CO SERV OR	VAN, PASSENGER, RAMP	2015	140966	2C7WDGBGXER456752	3	03/18/22	3	VN	8	N	121.39
53102672	5310	3	187	JEFFERSON CO SERV OR	VAN, PASSENGER, RAMP	2015	132681	2C7WDGBG1FR686083	2	05/26/22	4	VN	8	N	108.07
53392789	5311	3	187	JEFFERSON CO SERV OR	VAN, PASSENGER, RAMP	2016	83083	2C7WDGBG1GR144273	2	03/23/22	4	VN	8	N	83.23
53112883	5311	3	187	JEFFERSON CO SERV OR	VAN, PASSENGER, RAMP	2017	71803	2C7WDGBG4HR787637	2	04/14/22	4	VN	8	N	73.72
53113123	5311	3	187	JEFFERSON COUNTY	VAN, PASSENGER, RAMP	2020	32857	2C7WDGBG7KR801120	2	04/18/22	4	VN	8	N	43.14
53102349	5310	1	189	JOHNSON CO	TRANSIT BUS,20 PASS,LIFT	2011	239747	1FDFE4F5S8DA83475	3	04/14/22	3	CU	10	Y	180.90
53102348	5310	1	189	JOHNSON CO TRANSIT	TRANSIT BUS,20 PASS,LIFT	2011	242275	1FDFE4F53BDA83474	3	01/09/20	3	CU	10	Y	181.91
53102587	5310	1	189	JOHNSON CO TRANSIT	TRANSIT BUS,20 PASS,LIFT	2014	231349	1FDFE4F56EDA91765	3	04/19/22	3	CU	10	N	162.54
ARRA2350	5311	1	189	JOHNSON CO TRANSIT	TRANSIT BUS,20 PASS,LIFT	2011	188996	1FDFE4F57BDA83476	3	04/14/22	3	CU	10	Y	160.60
53102421	5310	1	189	JOHNSON CO TRANSIT	TRANSIT BUS,20 PASS,LIFT	2012	192635	1FDFE4S1CDA93428	3	12/19/19	3	CU	10	Y	157.05
53102585	5310	1	189	JOHNSON CO TRANSIT	TRANSIT BUS,20 PASS,LIFT	2014	214994	1FDFE4F50EDA91763	3	04/27/22	3	CU	10	N	156.00
53102588	5310	1	189	JOHNSON CO TRANSIT	TRANSIT BUS,20 PASS,LIFT	2014	206460	1FDFE4F56EDA91766	3	04/26/22	3	CU	10	N	152.58
53102586	5310	1	189	JOHNSON CO TRANSIT	TRANSIT BUS,20 PASS,LIFT	2014	200032	1FDFE4F52EDA91764	3	04/26/22	3	CU	10	N	150.01
53102529	5310	1	189	JOHNSON CO TRANSIT	TRANSIT BUS,20 PASS,LIFT	2014	193951	1FDFE4F51DDB30746	3	09/24/21	3	CU	10	N	147.58
53102527	5310	1	189	JOHNSON CO TRANSIT	TRANSIT BUS,20 PASS,LIFT	2014	187267	1FDFE4F58DDB30744	3	09/23/21	3	CU	10	N	144.91
53102420	5310	1	189	JOHNSON CO TRANSIT	TRANSIT BUS,20 PASS,LIFT	2012	152105	1FDFE4X5CDA94327	3	09/22/21	3	CU	10	Y	140.84
ARRA2351	5311	1	189	JOHNSON CO TRANSIT	TRANSIT BUS,20 PASS,LIFT	2011	134354	1FDFE4F59BDA83477	3	01/09/20	3	CU	10	Y	138.74
53102526	5310	1	189	JOHNSON CO TRANSIT	TRANSIT BUS,20 PASS,LIFT	2014	187335	1FDFE4F56DDB30743	2	08/26/21	4	CU	10	N	134.93
53102444	5310	1	189	JOHNSON CO TRANSIT	TRANSIT BUS,20 PASS,LIFT	2013	145558	1FDFE4F57DDA59553	3	04/19/22	3	CU	10	N	133.22
53102528	5310	1	189	JOHNSON CO TRANSIT	TRANSIT BUS,20 PASS,LIFT	2014	137797	1FDFE4F5XDDDB30745	3	09/24/21	3	CU	10	N	125.12
53113024	5311	1	189	JOHNSON CO TRANSIT	VAN,WINDOW, 13 PASS	2019	178426	1FDVU4XG9JKB17324	3	11/09/21	3	VN	8	N	116.37
53113025	5311	1	189	JOHNSON CO TRANSIT	VAN,WINDOW, 13 PASS	2019	168072	1FDVU4XG0JKB17325	3	12/21/21	3	VN	8	N	112.23
53113026	5311	1	189	JOHNSON CO TRANSIT	VAN,WINDOW, 13 PASS	2019	161398	1FDVU4XG2JKB17326	3	11/09/21	3	VN	8	N	109.56
53113027	5311	1	189	JOHNSON CO TRANSIT	VAN,WINDOW, 13 PASS	2019	152304	1FDVU4XG4JKB17327	2	11/09/21	4	VN	8	N	95.92
53112932	5311	1	189	JOHNSON CO TRANSIT	TRANSIT BUS,14 PASS LIFT	2018	99177	1FDZX2CG4JKA32751	2	04/20/22	4	CU	10	N	79.67

DOT Number	Program	CTD	Provider Number	Vendor	Category Description	Model Year	Meter Reading	Serial Number	Unit Condition	Inspection Date	Term	CLASS	ULB	Past ULB	Replacement Score
53112931	5311	1	189	JOHNSON COUNTY	TRANSIT BUS,14 PASS LIFT	2018	146465	1FDZX2C0G0HKB28810	3	04/20/22	3	CU	10	N	108.59
53113110	5311	1	189	JOHNSON COUNTY TRANS	TRANSIT BUS,20 PASS,LIFT	2020	61118	1FDDE4FS1KDC49460	1	04/21/22	5	CU	10	N	44.45
53113109	5311	1	189	JOHNSON COUNTY TRANS	TRANSIT BUS,20 PASS,LIFT	2020	39228	1FDDE4FS5KDC49459	1	04/21/22	5	CU	10	N	35.69
53112375	5310	3	190	KANZA MENTAL HEALTH	VAN, PASSENGER, RAMP	2012	143636	2C4RDGBG7CR256872	3	09/24/21	3	VN	8	Y	137.45
53102994	5310	3	190	KANZA MENTAL HEALTH	VAN, PASSENGER, RAMP	2018	179095	2C4RDGBG8JR364222	2	09/24/21	4	VN	8	N	111.64
53102418	5310	12	191	KETCH	TRANSIT BUS,20 PASS,LIFT	2012	175424	1FDDE4FS8CDA92818	3	05/06/22	3	CU	10	Y	150.17
53102417	5310	12	191	KETCH	TRANSIT BUS,20 PASS,LIFT	2012	148185	1FDDE4FS6CDA92817	3	03/15/22	3	CU	10	Y	139.27
53102655	5310	12	191	KETCH	TRANSIT BUS,20 PASS,LIFT	2015	166597	1FDDE4FS2EDB17389	3	07/01/22	3	CU	10	N	131.64
53102654	5310	12	191	KETCH	TRANSIT BUS,20 PASS,LIFT	2015	151184	1FDDE4FS0EDB17388	3	04/19/22	3	CU	10	N	125.47
53102550	5310	12	191	KETCH	TRANSIT BUS,20 PASS,LIFT	2014	172556	1FDDE4FS3DDDB30747	1	03/30/22	5	CU	10	N	119.02
53102549	5310	12	191	KETCH	TRANSIT BUS,20 PASS,LIFT	2014	168254	1FDDE4S4DDDB30367	1	03/25/22	5	CU	10	N	117.30
53102741	5310	9	191	KETCH	TRANSIT BUS,20 PASS,LIFT	2016	143000	1FDE4FSXGDC17274	3	06/15/22	3	CU	10	N	117.20
53102460	5310	12	191	KETCH	VAN,PASSENGER, COMP	2013	46436	2C4RDGBG3DR654338	2	05/12/22	4	VN	8	Y	83.57
53113149	5311	9	192	KINGMAN CO COA	VAN, PASSENGER, RAMP	2020	13379	2C7WDGBG0KR793720	1	09/21/21	5	VN	8	N	25.35
53112245	5311	13	192	KINGMAN COUNTY COA	VAN, PASSENGER, RAMP	2009	101808	2D8HN44E09R677491	3	09/21/21	3	VN	8	Y	135.72
STAT1633	5311	9	135	LAKEMARY CENTER	VAN,WINDOW, 12 PASS	2003	75903	1FDSS34L38HA72283	3	10/26/21	3	VN	8	Y	155.36
STPO1632	5311	9	135	LAKEMARY CENTER	VAN,WINDOW, 12 PASS	2003	72101	1FDSS34L63HA72282	3	10/26/21	3	VN	8	Y	153.84
53092463	5311	9	135	LAKEMARY CENTER	VAN, PASSENGER, RAMP	2013	83111	2C7WDGBG1DR709522	3	10/26/21	3	VN	8	Y	108.24
53112671	5311	5	135	LAKEMARY CENTER	VAN, PASSENGER, RAMP	2015	92299	2C7WDGBG2FR642884	3	10/26/21	3	VN	8	N	101.92
53392790	5311	5	135	LAKEMARY CENTER	VAN, PASSENGER, RAMP	2016	88882	2C7WDGBG0GR235664	3	10/26/21	3	VN	8	N	87.55
53162513	5311	9	135	LAKEMARY CENTER	TRANSIT BUS,20 PASS,LIFT	2013	29629	1FDDE4FS2DDA85722	3	10/26/21	3	CU	10	N	86.85
53102791	5310	5	135	LAKEMARY CENTER	VAN, PASSENGER, RAMP	2016	85996	2C7WDGBG2GR144251	3	10/26/21	3	VN	8	N	86.40
53102792	5310	5	135	LAKEMARY CENTER	VAN, PASSENGER, RAMP	2016	52260	2C7WDGBG1GR144256	3	10/26/21	3	VN	8	N	80.90
53162771	5311	5	135	LAKEMARY CENTER	VAN,WINDOW, 13 PASS	2016	18021	1FBZX2C6GKA18590	3	10/26/21	3	VN	8	N	67.21
53103176	5310	5	135	LAKEMARY CENTER	TRANSIT BUS,14 PASS LIFT	2021	1759	1FDDE4FN5MDC25255	1	10/26/21	5	CU	10	N	15.70
53392834	5311	6	193	LANE COUNTY TRANSPOR	VAN, WINDOW, 13 PASS LIFT	2017	36150	1FTBW3XM3HKA11852	2	07/27/21	4	CU	8	N	58.46
53112090	5311	7	197	LINCOLN COUNTY	VAN,PASSENGER, COMP	2008	105886	1GNDV23W08D164102	3	06/17/21	3	VN	8	Y	142.35
53392797	5311	7	197	LINCOLN COUNTY	VAN, PASSENGER, RAMP	2016	25084	2C7WDGBG1GR144287	3	06/17/21	3	VN	8	N	70.03
53112356	5311	10	198	LINN COUNTY TRANSPOR	VAN, WINDOW, 13 PASS LIFT	2011	148092	1FDEE3FS6BD8A3491	3	10/14/21	3	VN	8	Y	144.24
53112875	5311	5	198	LINN COUNTY TRANSPOR	TRANSIT BUS,14 PASS LIFT	2017	130072	1FDDE4FS0HDC61849	3	10/14/21	3	CU	10	N	107.03
53112982	5310	8	269	LOCUST GROVE VILLAGE	VAN,WINDOW, 12 PASS,LIFT	2018	30253	1FDVU4XG9JKB11989	2	09/29/21	4	VN	8	N	52.10
53112849	5311	8	199	LOGAN COUNTY HOSPITA	TRANSIT BUS,20 PASS,LIFT	2015	88836	1FDDE4FS3EDB17384	3	07/28/22	3	CU	10	N	92.53
53091921	5311	9	200	LOUISBURG SENIOR	VAN, WINDOW, 13 PASS LIFT	2006	100136	1FDWE35S46DA32003	3	09/10/21	3	VN	8	Y	150.05
53112365	5311	9	200	LOUISBURG SENIOR	VAN, PASSENGER, RAMP	2012	105510	2C4RDGBGXCR174487	3	09/23/19	3	VN	8	Y	122.20
53112674	5311	5	200	LOUISBURG SENIOR	VAN, PASSENGER, RAMP	2015	108243	2C7WDGBG0FR642821	3	09/10/21	3	VN	8	N	108.30
53113130	5311	5	200	LOUISBURG SENIOR CTN	VAN, PASSENGER, RAMP	2020	16870	2C7WDGBG6KR799375	1	09/10/21	5	VN	8	N	26.75
53113186	5311	6	201	LYON CO AREA TRANS	VAN, WINDOW, 13 PASS LIFT	2020	25965	1FDVU4XG6LKB54793	1	04/28/22	5	VN	8	N	30.39
53113158	5311	5	201	LYON CO AREA TRANSP	TRANSIT BUS,14 PASS LIFT	2021	28413	1FDDE4FN5MDC25241	1	05/09/22	5	CU	10	N	26.37
53113064	5311	5	201	LYON CO AREA TRN	TRANSIT BUS,20 PASS,LIFT	2020	35603	1FDDE4FS1KDC49457	1	03/03/22	5	CU	10	N	34.24
53112563	5311	5	201	LYON COUNTY	VAN,PASSENGER, COMP	2014	160393	2C7WDGBG8ER360621	2	08/19/21	4	VN	8	Y	124.16
53392736	5311	5	201	LYON COUNTY	TRANSIT BUS,20 PASS,LIFT	2016	131908	1FDDE4FS3GDC17276	1	08/26/21	5	CU	10	N	92.76
53112623	5311	5	201	LYON COUNTY AREA TRN	TRANSIT BUS,20 PASS,LIFT	2014	146074	1FDDE4FS3EDB17368	2	08/13/21	4	CU	10	N	118.43
53112893	5311	5	201	LYON COUNTY AREA TRN	TRANSIT BUS,14 PASS LIFT	2017	102877	1FDDE4FS9HDC61851	2	03/14/22	4	CU	10	N	86.15
53112894	5311	5	201	LYON COUNTY AREA TRN	TRANSIT BUS,14 PASS LIFT	2017	79012	1FDDE4FS0HDC61852	2	03/15/22	4	CU	10	N	76.60
53112983	5311	5	201	LYON COUNTY AREA TRN	TRANSIT BUS,20 PASS,LIFT	2018	82278	1FDDE4FS6JDC42809	1	03/02/22	5	CU	10	N	62.91
53112997	5311	5	201	LYON COUNTY AREA TRN	VAN, PASSENGER, RAMP	2018	51319	2C4RDGBG6JR364218	4	08/19/21	4	VN	8	N	60.53
53112651	5311	4	204	MARSHALL COUNTY AOA	TRANSIT BUS,20 PASS	2015	79028	1FDDE4FS5FDA02867	3	06/03/22	3	CU	10	N	96.61
53392777	5311	4	204	MARSHALL COUNTY AOA	VAN,WINDOW, 13 PASS	2016	70570	1FBZX2C6G5GKA26622	2	06/03/22	4	VN	8	N	78.23
53112990	5311	4	213	MARSHALL COUNTY AOA	VAN, PASSENGER, RAMP	2018	46494	2C4RDGBG1JR364241	2	06/03/22	4	VN	8	N	58.60
53112991	5311	4	204	MARSHALL COUNTY AOA	VAN, PASSENGER, RAMP	2018	45996	2C4RDGBG3JR364242	2	06/03/22	4	VN	8	N	58.40
STAT1265	5311	6	205	MCPHERSON CO COA	VAN, CONV, 15 P.LIFT	2000	95657	1FDWE35LXYHB42705	3	06/15/21	3	VN	8	Y	178.26
53091826	5311	6	205	MCPHERSON CO COA	STATION WAGON,FULL-SIZE	2005	155467	1D4GP24R15B318545	3	06/23/22	3	AU	8	Y	177.19
53112210	5311	6	205	MCPHERSON CO COA	VAN, WINDOW, 13 PASS LIFT	2009	101262	1FDEE35S89DA50309	3	06/23/22	3	VN	8	Y	135.50
53112209	5311	6	205	MCPHERSON CO COA	VAN, WINDOW, 13 PASS LIFT	2009	78689	1FDEE35S9DA50306	3	06/23/22	3	VN	8	Y	126.48
53103170	5310	2	110	MENNONITE BETHESDA	VAN, PASSENGER, RAMP	2020	13896	2C7WDGBG0KR784449	2	06/10/22	4	VN	8	N	35.56
53103177	5310	5	207	MENTAL HEALTH CNTL K	VAN,WINDOW, 13 PASS	2020	100	1FBVU4XG0LKB69517	1	02/09/21	5	VN	8	N	20.04
53103178	5310	5	207	MENTAL HEALTH CNTL K	VAN,WINDOW, 13 PASS	2020	100	1FBVU4XG7LKB30892	1	02/09/21	5	VN	8	N	20.04
53103179	5310	5	207	MENTAL HEALTH CNTL K	VAN,WINDOW, 13 PASS	2020	100	1FBVU4XG9LKB30893	1	02/09/21	5	VN	8	N	20.04
53102502	5310	5	207	MENTAL HLTH CENTER	TRANSIT BUS,20 PASS	2014	68475	1FDDE4FSXDD828882	3	05/03/22	3	CU	10	N	97.39
53392707	5311	5	209	MORRIS COUNTY TRANS	VAN, PASSENGER, RAMP	2015	216145	2C7WDGBG1FR642858	3	06/13/22	3	VN	8	N	151.46
53392708	5311	5	209	MORRIS COUNTY TRANS	VAN, PASSENGER, RAMP	2015	200841	2C7WDGBG2FR642898	3	06/13/22	3	VN	8	N	145.34
53113083	5311	5	105	MORRIS COUNTY TRANS	VAN, PASSENGER, RAMP	2019	56487	2C7WDGBG8KR728355	3	06/13/22	3	VN	8	N	67.59
53112936	5311	5	209	MORRIS COUNTY TRANS	VAN,WINDOW,12 PASS,LIFT	2018	33960	1FDVU4XGXJKB11371	3	06/13/22	3	VN	8	N	63.58
53102042	5310	11	210	MOSAIC	VAN, WINDOW, 13 PASS LIFT	2007	95235	1FDWE35S07DA73231	3	08/31/20	3	VN	8	Y	143.09
53102773	5310	9	210	MOSAIC	VAN,WINDOW, 13 PASS	2016	95778	1FBZX2C6G6GA50203	3	08/04/20	3	VN	8	N	98.31
53102594	5310	11	210	MOSAIC	TRANSIT BUS,20 PASS,LIFT	2014	53692	1FDDE4FS2EDB10121	2	08/04/20	4	CU	10	N	81.48
53103000	5310	9	210	MOSAIC	TRANSIT BUS,14 PASS LIFT	2018	4678	1FDDE4FS5JDC42803	1	08/04/20	5	CU	10	N	31.87
53112952	5311	2	212	MULI COMM DIV SERV	TRANSIT BUS,14 PASS LIFT	2018	31701	1FDDE4FS2JDC42810	2	06/14/22	4	CU	10	N	52.68
53091815	5311	6	212	MULTI COMM DIV SERV	TRANSIT BUS,20 PASS,LIFT	2005	121165	1FDXE45S35HB19473	3	06/15/19	3	CU	3	Y	163.47
53102481	5310	6	212	MULTI COMM DIV SERV	VAN,PASSENGER, COMP	2013	173953	2C4RDGBGDR788770	3	06/15/21	3	VN	8	Y	144.58
53102369	5310	6	212	MULTI COMM DIV SERV	VAN, PASSENGER, RAMP	2012	159080	2C4RDGBG0CR174479	3	06/14/22	3	VN	8	Y	143.63
53102343	5310	6	212	MULTI COMM DIV SERV	TRANSIT BUS,20 PASS,LIFT	2011	100359	1FDDE4FS6BDA72727	3	06/15/21	3	CU	10	Y	125.14
53102680	5310	2	212	MULTI COMM DIV SERV	VAN, PASSENGER, RAMP	2015	100249	2C7WDGBG7FR686072	3	06/14/22	3	VN	8	N	105.10
53102681	5310	2	212	MULTI COMM DIV SERV	VAN, PASSENGER, RAMP	2015	94370	2C7WDGBG5FR703225	3	06/14/22	3	VN	8	N	102.75

DOT Number	Program	CTD	Provider Number	Vendor	Category Description	Model Year	Meter Reading	Serial Number	Unit Condition	Inspection Date	Term	CLASS	ULB	Past ULB	Replacement Score
53112877	5311	2	212	MULTI COMM DIV SERV	VAN, PASSENGER, RAMP	2017	80069	2C7WDGBG3HR743001	3	06/15/21	3	VN	8	N	87.03
53102799	5310	12	212	MULTI COMM DIV SERV	VAN, PASSENGER, RAMP	2016	62457	2C7WDGBG5GR144275	3	06/14/22	3	VN	8	N	84.98
53162634	5311	6	212	MULTI COMM DIV SERV	TRANSIT BUS,20 PASS,LIFT	2015	29917	1FDDE4FS1EDB17366	3	06/15/21	3	CU	10	N	76.97
53113065	5311	2	212	MULTI COMM DIV SVCS	TRANSIT BUS,14 PASS LIFT	2020	14855	1FDDE4FSXKDC49456	2	06/14/22	4	CU	10	N	35.94
53103144	5310	2	212	MULTI COMM DIVERSIFI	VAN, PASSENGER, RAMP	2020	18922	2C7WDGBG0KR795435	3	06/14/22	3	VN	8	N	47.57
53092206	5311	3	213	NEMAHA COUNTY	VAN, WINDOW, 13 PASS LIFT	2009	65911	1FDEE35S99DA37729	3	09/15/21	3	VN	8	Y	121.36
53112622	5311	3	213	NEMAHA COUNTY	VAN, PASSENGER, RAMP	2015	131680	2C7WDGBG3ER456754	3	09/15/21	3	VN	8	N	117.67
OTHE3041	5311	3	213	NEMAHA COUNTY	VAN, PASSENGER, RAMP	2014	108367	2C4RDGCG4ER267314	2	09/15/21	4	VN	8	Y	103.35
53112987	5311	3	213	NEMAHA COUNTY	VAN, PASSENGER, RAMP	2018	108846	2C4RDGGBG9JR364245	3	01/19/22	3	VN	8	N	93.54
53112505	5311	3	213	NEMAHA COUNTY	TRANSIT BUS,20 PASS,LIFT	2014	37875	1FDDE4FS2DDDB28875	3	02/09/22	3	CU	10	N	85.15
53112988	5311	3	213	NEMAHA COUNTY	VAN, PASSENGER, RAMP	2018	83230	2C4RDGGBG2JR364247	2	02/09/22	4	VN	8	N	73.29
53113115	5311	3	213	NEMAHA COUNTY	VAN, PASSENGER, RAMP	2019	24900	2C7WDGBG2KR278903	1	02/08/22	5	VN	8	N	34.96
53103105	5310	6	272	NESS COUNTY	VAN, WINDOW, 13 PASS LIFT	2020	5538	1FDVU4XG1KK886154	1	08/11/21	5	VN	8	N	22.22
53112682	5311	3	280	NORTHEAST KS AAA	VAN, PASSENGER, RAMP	2015	161376	2C7WDGBG2FR642836	3	01/10/22	3	VN	8	N	129.55
53112714	5311	3	280	NORTHEAST KS AAA	VAN, PASSENGER, RAMP	2015	121700	2C7WDGBG0FR652118	3	01/11/22	3	VN	8	N	113.68
53392778	5311	3	280	NORTHEAST KS AAA	VAN, PASSENGER, RAMP	2016	141095	2C7WDGBG5GR235658	2	01/10/22	4	VN	8	N	106.44
53112680	5311	3	280	NORTHEAST KS AAA	VAN, PASSENGER, RAMP	2017	108048	2C7WDGBG7HR756253	1	01/10/22	5	VN	8	N	78.22
53113138	5311	3	154	NORTHEAST KS AAA	VAN, PASSENGER, RAMP	2020	26620	2C7WDGBG7KR799403	1	01/11/22	5	VN	8	N	30.65
53392685	5311	8	214	NORTON COUNTY	VAN, PASSENGER, RAMP	2015	57454	2C7WDGBG2FR642867	2	09/17/20	4	VN	8	N	77.98
53113053	5311	8	214	NORTON COUNTY	TRANSIT BUS,14 PASS LIFT	2019	9594	1FDDE4FS3KDC47242	1	09/17/20	5	CU	10	N	28.84
53112626	5311	7	215	OCCK(ABILENE)	TRANSIT BUS,20 PASS,LIFT	2015	141767	1FDDE4FS7EDB17372	3	06/03/22	3	CU	10	N	121.71
53392727	5311	7	215	OCCK(ABILENE)	TRANSIT BUS,20 PASS,LIFT	2015	77872	1FDDE4FS8GDC17273	3	06/03/22	3	CU	10	N	96.07
53112599	5311	7	215	OCCK(FORMLY CONCORDI	VAN,PASSENGER, COMP	2014	111376	2C7WDGBG5ER380639	3	06/18/21	3	VN	8	Y	114.55
53113111	5311	7	215	OCCK(FORMLY CONCORDI	VAN, PASSENGER, RAMP	2019	47234	2C7WDGBG4KR728353	2	06/02/22	4	VN	8	N	53.89
53113152	5311	7	215	OCCK, INC	VAN, PASSENGER, RAMP	2020	45332	2C7WDGBG4KR793790	2	05/31/22	4	VN	8	N	48.13
53103155	5310	7	215	OCCK, INC	VAN, PASSENGER, RAMP	2020	16779	2C7WDGBG8KR793786	3	06/02/22	3	VN	8	N	46.71
53113197	5311	7	215	OCCK, INC	TRANSIT BUS,20 PASS,LIFT	2021	16780	1FDDE4FN1MDC31604	3	05/31/22	3	CU	10	N	41.71
53091933	5311	7	215	OCCK, INC.	VAN, WINDOW, 13 PASS LIFT	2006	165682	1FDWE35S06DA32001	3	05/31/22	3	VN	8	Y	176.27
53112156	5311	7	215	OCCK, INC.	VAN, WINDOW, 13 PASS LIFT	2008	173337	1FD3E35S88DB00969	3	06/01/22	3	VN	8	Y	169.33
53102018	5310	7	215	OCCK, INC.	VAN, PASSENGER, RAMP	2007	150808	1GBDV131X7D169706	3	06/02/22	3	VN	8	Y	165.32
53392781	5311	7	215	OCCK, INC.	VAN, PASSENGER, RAMP	2016	244094	2C7WDGBG2GR144282	3	06/01/22	3	VN	8	N	157.64
53392782	5311	7	215	OCCK, INC.	VAN, PASSENGER, RAMP	2016	238962	2C7WDGBG3GR235643	3	05/31/22	3	VN	8	N	155.58
53091856	5311	7	215	OCCK, INC.	VAN,PASSENGER, COMP	2006	110026	1FNVD23L16D200236	3	06/01/22	3	VN	8	Y	154.01
53091858	5311	7	215	OCCK, INC.	VAN,PASSENGER, COMP	2006	100563	1GNVD23L96D199289	3	06/01/22	3	VN	8	Y	150.23
53091908	5311	7	215	OCCK, INC.	VAN, PASSENGER, RAMP	2006	89898	1GBDV13L36D206529	3	06/01/22	3	VN	8	Y	145.96
53392780	5311	7	215	OCCK, INC.	VAN, PASSENGER, RAMP	2016	205319	2C7WDGBG2GR144279	3	06/02/22	3	VN	8	N	142.13
53112909	5311	7	215	OCCK, INC.	TRANSIT BUS,14 PASS LIFT	2017	217308	1FDDE4FS7HDC27072	3	05/31/22	3	CU	10	N	141.92
53112645	5311	7	215	OCCK, INC.	TRANSIT BUS,20 PASS,LIFT	2015	187432	1FDDE4FS6EDB17380	3	06/01/21	3	CU	10	N	139.97
53112646	5311	7	215	OCCK, INC.	TRANSIT BUS,20 PASS,LIFT	2015	187244	1FDDE4FS8EDB17381	3	06/30/22	3	CU	10	N	139.90
53091907	5311	7	215	OCCK, INC.	VAN, PASSENGER, RAMP	2006	72459	1GBDV13LX6D229371	3	06/02/22	3	VN	8	Y	138.98
53091910	5311	7	215	OCCK, INC.	VAN, PASSENGER, RAMP	2006	72266	1GBDV13L16D203466	3	06/01/22	3	VN	8	Y	138.91
53102227	5310	7	215	OCCK, INC.	VAN, PASSENGER, RAMP	2009	109130	2D8HN44E29R581331	3	06/02/22	3	VN	8	Y	138.65
53091909	5311	7	215	OCCK, INC.	VAN, PASSENGER, RAMP	2006	67621	1GBDV13L16D205914	3	06/01/22	3	VN	8	Y	137.05
ARRA2268	5311	7	215	OCCK, INC.	TRANSIT BUS,20 PASS,LIFT	2010	110896	1FDDE4FS9ADA48890	3	05/31/22	3	CU	10	Y	134.36
53112642	5311	7	215	OCCK, INC.	TRANSIT BUS,20 PASS,LIFT	2015	170385	1FDDE4FS6EDB17377	3	06/02/21	3	CU	10	N	133.15
53112910	5311	7	215	OCCK, INC.	TRANSIT BUS,14 PASS LIFT	2017	194378	1FDDE4FS8HDC72077	3	06/01/22	3	CU	10	N	132.75
53092205	5311	7	215	OCCK, INC.	TRANSIT BUS,20 PASS,LIFT	2009	94023	1FDEE35S99DA57234	3	06/02/22	3	CU	10	Y	132.61
53112647	5311	7	215	OCCK, INC.	TRANSIT BUS,20 PASS,LIFT	2015	168791	1FDDE4FSXEDB17382	3	06/01/22	3	CU	10	N	132.52
53392729	5311	7	215	OCCK, INC.	TRANSIT BUS,20 PASS,LIFT	2016	174831	1FDDE4FS6GDC17269	3	06/01/22	3	CU	10	N	129.93
53392728	5311	7	215	OCCK, INC.	TRANSIT BUS,20 PASS,LIFT	2016	150442	1FDDE4FS0GDC17266	3	06/04/21	3	CU	10	N	120.18
53092302	5311	7	215	OCCK, INC.	VAN, PASSENGER, RAMP	2010	75193	2D4RNDE2AR303880	3	06/02/22	3	VN	8	Y	120.08
53392814	5311	7	215	OCCK, INC.	TRANSIT BUS,20 PASS,LIFT	2017	155731	1FDDE4FS2HDC03127	3	05/31/22	3	CU	10	N	117.29
53113002	5311	7	215	OCCK, INC.	VAN, PASSENGER, RAMP	2018	165395	1C4RDGBGXJR364223	3	05/31/22	3	VN	8	N	116.16
53392813	5311	7	215	OCCK, INC.	TRANSIT BUS,20 PASS,LIFT	2017	148007	1FDDE4FS8HDC03116	3	05/31/22	3	CU	10	N	114.20
53102390	5310	7	215	OCCK, INC.	VAN, PASSENGER, RAMP	2012	76504	2C4RDGBG1CR180677	3	05/31/22	3	VN	8	Y	110.60
53392809	5311	7	215	OCCK, INC.	TRANSIT BUS,20 PASS,LIFT	2017	134097	1FDDE4FS6HDC03115	3	06/03/22	3	CU	10	N	108.64
53392816	5311	7	215	OCCK, INC.	TRANSIT BUS,20 PASS,LIFT	2017	132750	1FDDEFS3HDC03119	3	05/31/22	3	CU	10	N	108.10
53102559	5310	7	215	OCCK, INC.	VAN, PASSENGER, RAMP	2014	94294	2C7WDGBG4ER360616	3	06/02/22	3	VN	8	Y	107.72
53112968	5311	7	215	OCCK, INC.	VAN, WINDOW, 12 PASS,LIFT	2018	144068	1FDVU4XGXJKB11998	3	05/31/22	3	VN	8	N	107.63
53102560	5310	7	215	OCCK, INC.	VAN, PASSENGER, RAMP	2014	93109	2C7WDGBG83R360617	3	06/03/22	3	VN	8	Y	107.24
53102495	5310	7	215	OCCK, INC.	VAN, PASSENGER, COMP	2013	71183	2C7WDGBG9DR813160	3	06/02/22	3	VN	8	Y	103.47
53392815	5311	7	215	OCCK, INC.	TRANSIT BUS,20 PASS,LIFT	2017	121150	1FDDE4FS1HDC03118	3	06/02/21	3	CU	10	N	103.46
53102678	5310	7	215	OCCK, INC.	VAN, PASSENGER, RAMP	2015	81605	2C7WDGBG1FR642889	3	06/03/22	3	VN	8	N	97.64
53392779	5311	7	215	OCCK, INC.	VAN, PASSENGER, RAMP	2016	86900	2C7WDGBG4GR144286	3	06/02/22	3	VN	8	N	94.76
53102494	5310	7	215	OCCK, INC.	VAN,PASSENGER, COMP	2013	49057	2C7WDGBG2DR813159	3	06/01/22	3	VN	8	Y	94.62
53112865	5311	7	215	OCCK, INC.	VAN, PASSENGER, RAMP	2017	98140	2C7WDGBG2HR756256	3	06/02/22	3	VN	8	N	94.26
53102496	5310	7	215	OCCK, INC.	VAN,PASSENGER, COMP	2013	47330	2C7WDGBG0DR813161	3	06/02/22	3	VN	8	Y	93.93
53112864	5311	7	215	OCCK, INC.	VAN, PASSENGER, RAMP	2017	96635	2C7WDGBG2HR756252	3	06/02/22	3	VN	8	N	93.65
53112977	5311	7	215	OCCK, INC.	TRANSIT BUS,20 PASS,LIFT	2018	103931	1FDDE4FSXJDC42814	3	05/31/22	3	CU	10	N	91.57
53112979	5311	7	215	OCCK, INC.	TRANSIT BUS,14 PASS LIFT	2018	102559	1FDDE4FS9JDC42822	3	05/31/22	3	CU	10	N	91.02
53112929	5311	7	215	OCCK, INC.	TRANSIT BUS,20 PASS,LIFT	2018	102497	1FDDE4FSXJDC18593	3	05/31/22	3	CU	10	N	91.00
53112978	5311	7	215	OCCK, INC.	TRANSIT BUS,20 PASS,LIFT	2018	98443	1FDDE4FS7JDC42818	3	05/31/22	3	CU	10	N	89.38
53112980	5311	7	215	OCCK, INC.	TRANSIT BUS,14 PASS LIFT	2018	94930	1FDDE4FS0JDC42823	3	06/01/22	3	CU	10	N	87.97
53113089	5311	7	215	OCCK, INC.	VAN, PASSENGER, RAMP	2019	105883	2C7WDGBG7KR728363	3	05/31/22	3	VN	8	N	87.35

DOT Number	Program	CTD	Provider Number	Vendor	Category Description	Model Year	Meter Reading	Serial Number	Unit Condition	Inspection Date	Term	CLASS	ULB	Past ULB	Replacement Score
53102561	5310	7	215	OCCK, INC.	VAN, PASSENGER, RAMP	2014	42675	2C7WDGBG8ER360618	3	06/01/22	3	VN	8	Y	87.07
53102679	5310	7	215	OCCK, INC.	VAN, PASSENGER, RAMP	2015	49170	2C7WDGBG1FR642892	3	06/02/22	3	VN	8	N	84.67
53112930	5311	7	215	OCCK, INC.	TRANSIT BUS,20 PASS,LIFT	2018	109478	1FDDE4FS1JDC18594	2	06/01/22	4	CU	10	N	83.79
53113087	5311	7	215	OCCK, INC.	VAN, PASSENGER, RAMP	2019	92199	2C7WDGBG3KR728361	3	05/31/22	3	VN	8	N	81.88
53113088	5311	7	215	OCCK, INC.	VAN, PASSENGER, RAMP	2019	90049	2C7WDGBG5KR728362	3	05/31/22	3	VN	8	N	81.02
53113001	5311	7	215	OCCK, INC.	VAN, PASSENGER, RAMP	2018	71774	2C4RDGBG0JR285515	3	06/02/22	3	VN	8	N	78.71
53102863	5310	7	215	OCCK, INC.	VAN, PASSENGER, RAMP	2017	50733	2C7WDGBG7HR743003	3	06/02/22	3	VN	8	N	75.29
53112975	5311	7	215	OCCK, INC.	TRANSIT BUS,20 PASS,LIFT	2018	54876	1FDDE4FS5JDC42817	3	06/02/22	3	CU	10	N	71.95
53113150	5311	7	215	OCCK, INC.	VAN, PASSENGER, RAMP	2020	68427	2C7WDGBG2KR795436	3	05/31/22	3	VN	8	N	67.37
53113151	5311	7	215	OCCK, INC.	VAN, PASSENGER, RAMP	2020	66069	2C7WDGBG3KR793789	3	05/31/22	3	VN	8	N	66.43
53113086	5311	7	215	OCCK, INC.	VAN, PASSENGER, RAMP	2019	50167	2C7WDGBG1KR728360	3	06/03/22	3	VN	8	N	65.07
53112976	5311	7	215	OCCK, INC.	TRANSIT BUS,20 PASS,LIFT	2018	26467	1FDDE4FS9JDC42819	3	06/02/22	3	CU	10	N	60.59
53113071	5311	7	215	OCCK, INC.	TRANSIT BUS,20 PASS,LIFT	2020	40114	1FDDE4FS3KDC49461	3	05/31/22	3	CU	10	N	56.05
53113195	5311	7	215	OCCK, INC.	TRANSIT BUS,20 PASS,LIFT	2021	37685	1FDDE4FNXMD25252	2	06/01/22	4	CU	10	N	40.07
53113153	5311	7	215	OCCK, INC.	VAN, PASSENGER, RAMP	2020	9577	2C7WDGBG6KR793785	2	06/01/22	4	VN	8	N	33.83
53113154	5311	7	215	OCCK, INC.	VAN, PASSENGER, RAMP	2020	1511	2C7WDGBG1KR793788	2	05/31/22	4	VN	8	N	30.60
53113194	5311	7	215	OCCK, INC.	TRANSIT BUS,20 PASS	2021	4986	1FDDE4FN9MDC25257	2	06/02/22	4	CU	10	N	26.99
53113196	5311	7	215	OCCK, INC.	TRANSIT BUS,20 PASS,LIFT	2021	28833	1FDDE4FNXMD31603	1	06/01/22	5	CU	10	N	26.53
53113199	5311	7	215	OCCK, INC.	TRANSIT BUS,20 PASS,LIFT	2021	15120	1FDDE4FN5MDC31606	1	05/31/22	5	CU	10	N	21.05
53113198	5311	7	215	OCCK, INC.	TRANSIT BUS,20 PASS,LIFT	2021	4538	1FDDE4FN3MDC31605	1	06/01/22	5	CU	10	N	16.82
53393209	5311	7	215	OCCK, INC.	TRANSIT BUS,20 PASS	2022	8670	1FDDE4FN6NDC22706	1	05/31/22	5	CU	10	N	13.47
53393207	5311	7	215	OCCK, INC.	TRANSIT BUS,20 PASS	2022	3697	1FDDE4FN4NDC24843	1	06/01/22	5	CU	10	N	11.48
53393208	5311	7	215	OCCK, INC.	TRANSIT BUS,20 PASS	2022	1602	1FDDE4FN6NDC24844	1	05/31/22	5	CU	10	N	10.64
53393206	5311	7	215	OCCK, INC.	TRANSIT BUS,20 PASS	2022	304	1FDDE4FN2NDC24842	1	06/01/22	5	CU	10	N	10.12
53103156	5310	7	215	OCCK, INC.	VAN, PASSENGER, RAMP	2020	26529	2C7WDGBG3KR793787	2	06/02/22	4	VN	8	N	40.61
53112878	5311	5	216	OSAGE CO PUBLIC TRAN	VAN, PASSENGER, RAMP	2017	187944	2C7WDGBG7HR787633	3	03/23/22	3	VN	8	N	130.18
OTHE2823	5311	5	216	OSAGE CO PUBLIC TRAN	VAN, PASSENGER, RAMP	2019	203698	2C4RDGCGXER479148	3	03/21/22	3	VN	8	N	126.48
53112567	5311	5	216	OSAGE CO PUBLIC TRAN	TRANSIT BUS,20 PASS,LIFT	2014	110780	1FDDE4S8EDA88240	3	03/21/22	3	CU	10	N	114.31
OTHE2822	5311	5	216	OSAGE CO PUBLIC TRAN	VAN, PASSENGER, RAMP	2019	159493	2C4RDGCG3ER427327	2	12/27/19	4	VN	8	N	98.80
53113021	5311	5	216	OSAGE CO PUBLIC TRAN	VAN, PASSENGER, RAMP	2018	133503	2C4RDGBG8JR364253	2	03/23/22	4	VN	8	N	93.40
53113078	5311	5	216	OSAGE CO PUBLIC TRAN	VAN, PASSENGER, RAMP	2019	104855	2C7WDGBG3KR698808	2	03/23/22	4	VN	8	N	76.94
53102101	5310	5	216	OSAGE COUNTY COA	VAN WINDOW, 13 PASS	2008	139656	1FD3E35L58DA78048	3	03/23/22	3	VN	8	Y	155.86
OTHE2383	5311	7	217	OTTAWA CO TRANSPORT	TRANSIT BUS,20 PASS,LIFT	2012	188281	1FDXE45S2HA85896	4	06/09/20	2	CU	10	Y	165.31
OTHE2280	5311	7	217	OTTAWA CO TRANSPORT	VAN, PASSENGER, RAMP	2009	78071	1FDK30GSNH82753	3	06/09/21	3	VN	8	Y	126.23
53112552	5311	7	217	OTTAWA CO TRANSPORT	VAN, PASSENGER, RAMP	2014	139237	2C7WDGBG4DR794646	3	06/09/21	3	VN	8	Y	125.69
53392844	5311	7	217	OTTAWA CO TRANSPORT	VAN, PASSENGER, RAMP	2017	112981	2CWDGBG4HR718611	3	06/08/22	3	VN	8	N	100.19
53113162	5311	5	217	OTTAWA COUNTY	TRANSIT BUS,14 PASS LIFT	2021	5234	1FDDE4FN4MDC25246	2	06/08/22	4	CU	10	N	27.09
STAT1576	5310	9	218	PAOLA ASSOC. CHURCH	VAN, PASSENGER, RAMP	2003	71339	1GBDX23E33D218550	3	09/01/21	3	VN	8	Y	153.54
53102820	5310	5	218	PAOLA ASSOC. CHURCH	TRANSIT BUS,14 PASS LIFT	2017	13264	1FDDE4FSXHD03117	3	09/01/21	3	CU	10	N	60.31
53092004	5311	9	219	PAOLA SENIOR CIT CNT	VAN, WINDOW, 13 PASS LIFT	2007	104038	1FDWE35L07DA61203	3	09/01/21	3	VN	8	Y	146.62
53392783	5311	5	219	PAOLA SENIOR CIT CNT	VAN, PASSENGER, RAMP	2016	77616	2C7WDGBG2GR144265	3	09/01/21	3	VN	8	N	91.05
53102327	5310	2	220	PAPANS LANDING	VAN, WINDOW, 13 PASS LIFT	2011	95107	1FDDE3FS28DA73380	2	03/03/22	4	VN	8	Y	113.04
53102619	5310	7	223	PAWNEE MENTAL HLTH	VAN, PASSENGER, RAMP	2014	55839	2C7WDGBG2ER456759	3	06/20/22	3	VN	8	Y	92.34
53102046	5310	7	223	PAWNEE MENTAL HLTH C	VAN,WINDOW,12 PASS	2007	109882	1FTSS34L54DA61243	3	06/20/22	3	VN	8	Y	148.87
53102201	5310	7	223	PAWNEE MENTAL HLTH C	VAN,PASSENGER, COMP	2009	117218	2D8HN44399R625681	3	06/21/21	3	VN	8	Y	141.89
53102096	5310	7	223	PAWNEE MENTAL HLTH C	VAN,PASSENGER, COMP	2008	104571	1GNDV23W38D163557	3	06/21/21	3	VN	8	Y	141.83
53102095	5310	7	223	PAWNEE MENTAL HLTH C	VAN,PASSENGER, COMP	2008	98802	1GNDV23W48D163454	3	06/21/21	3	VN	8	Y	139.52
53102538	5310	7	224	PAWNEE MENTAL HLTH C	TRANSIT BUS,20 PASS,LIFT	2014	143305	1FDDE4FSXDD28879	3	06/21/21	3	CU	10	N	127.32
53102431	5310	7	223	PAWNEE MENTAL HLTH C	VAN,PASSENGER, COMP	2013	69012	2C4RDGBG4DR654347	3	06/21/21	3	VN	8	Y	102.60
53102771	5310	7	223	PAWNEE MENTAL HLTH C	VAN,WINDOW,12 PASS	2016	105477	1FBZX2CG2GKA37299	3	06/21/21	3	VN	8	N	102.19
53101883	5310	4	224	PAWNEE MENTAL HLTH M	STATION WAGON FULL-SIZE	2006	98230	1GNDV23L36D199431	3	01/08/20	3	AU	8	Y	149.29
53112374	5310	4	224	PAWNEE MENTAL HLTH M	VAN, PASSENGER, RAMP	2012	169522	2C4RDGBG9CR256873	3	12/20/19	3	VN	8	Y	147.81
53102083	5310	4	224	PAWNEE MENTAL HLTH M	VAN,PASSENGER, COMP	2008	133532	1GNDV23W38D167477	1	04/17/19	5	VN	8	Y	133.41
53102202	5310	4	224	PAWNEE MENTAL HLTH M	VAN,PASSENGER, COMP	2009	114208	2D8HN44E69R649355	2	05/21/20	4	VN	8	Y	130.68
53102273	5310	4	224	PAWNEE MENTAL HLTH M	VAN, PASSENGER, RAMP	2010	74243	2D4RN4DE0AR228774	3	05/21/20	3	VN	8	Y	119.70
53102600	5310	4	224	PAWNEE MENTAL HLTH M	VAN,PASSENGER, COMP	2014	40539	2C7WDGBG5ER360625	3	12/23/19	3	VN	8	Y	86.22
53102805	5310	4	224	PAWNEE MENTAL HLTH M	VAN,WINDOW,13 PASS	2016	24891	1FBZX2CG0GKA37298	3	12/27/19	5	VN	8	N	49.96
53102825	5310	4	224	PAWNEE MENTAL HLTH M	VAN, WINDOW, 13 PASS LIFT	2017	10691	1FTBW2CM1HKA11848	1	05/19/20	5	VN	8	N	39.28
53102941	5310	4	224	PAWNEE MENTAL HLTH M	VAN,WINDOW,12 PASS,LIFT	2018	7762	1FDVU4XG1JKB11999	1	12/23/19	5	VN	8	N	33.10
53103045	5310	4	224	PAWNEE MENTAL HLTH M	VAN,WINDOW,13 PASS	2019	3397	1FDVU4XG1KKA49246	1	12/20/19	5	VN	8	N	26.36
53392720	5311	4	226	POTTAWATOMIE COUNTY	TRANSIT BUS,20 PASS,LIFT	2016	165255	1FDDE4FS9GDC17282	3	05/23/22	3	CU	10	N	126.10
53112904	5311	4	226	POTTAWATOMIE COUNTY	TRANSIT BUS,14 PASS LIFT	2017	81857	1FDDE4FS3HDC72084	3	05/23/22	3	CU	10	N	87.74
53112867	5311	3	227	PRAIRIE BAND POT NAT	VAN, PASSENGER, RAMP	2017	118960	2C7WDGBG4HR787623	2	09/21/21	4	VN	8	N	92.58
53112998	5311	3	227	PRAIRIE BAND POT NAT	VAN,WINDOW,13 PASS	2019	83772	1FDVU4XG5JKB11990	2	09/21/21	4	VN	8	N	68.51
53113132	5311	3	227	PRAIRIE BAND POT NAT	VAN, PASSENGER, RAMP	2020	29259	2C7WDGBG1KR808290	1	09/22/21	5	VN	8	N	31.70
53113131	5311	3	227	PRAIRIE BAND POT NAT	VAN, PASSENGER, RAMP	2020	21843	2C7WDGBG8KR808318	1	09/22/21	5	VN	8	N	28.74
53113172	5311	2	230	PRATT CO COUNCIL	TRANSIT BUS,14 PASS LIFT	2021	100	1FDDE4FN1MDC25253	1	01/20/21	5	CU	10	N	15.04
53113173	5311	2	230	PRATT CO COUNCIL	TRANSIT BUS,14 PASS LIFT	2021	100	1FDDE4FN3MDC25254	1	01/20/21	5	CU	10	N	15.04
53112524	5311	14	230	PRATT COUNTY COA	TRANSIT BUS,20 PASS,LIFT	2014	106937	1FDDE4FS7DB30749	3	12/12/19	3	CU	10	N	112.73
53112627	5311	14	230	PRATT COUNTY COA	TRANSIT BUS,20 PASS,LIFT	2015	81307	1FDDE4FS3EDB17367	1	10/23/19	5	CU	10	N	77.52
53112689	5311	2	230	PRATT COUNTY COA	VAN, PASSENGER, RAMP	2015	20200	2C7WDGBG1FR642861	1	10/23/19	5	VN	8	N	53.08
53112943	5311	2	230	PRATT COUNTY COA	TRANSIT BUS,14 PASS LIFT	2018	11069	1FDDE4FS5JDC42798	1	10/23/19	5	CU	10	N	34.43
53103190	5310	10	281	PRES MANOR PARSONS	VAN, WINDOW, 13 PASS LIFT	2020	989	1FDVU4XG1LK854791	1	09/09/21	5	VN	8	N	20.40
53103183	5310	9	281	PRES MANOR-ARK CITY	VAN, WINDOW, 13 PASS LIFT	2020	7001	1FBVU4XG1KB54572	1	08/31/21	5	VN	8	N	22.80

DOT Number	Program	CTD	Provider Number	Vendor	Category Description	Model Year	Meter Reading	Serial Number	Unit Condition	Inspection Date	Term	CLASS	ULB	Past ULB	Replacement Score
53103180	5310	5	281	PRESB MANOR EMPORIA	VAN, WINDOW, 13 PASS LIFT	2021	100	1FDFE4FSN6MDC25247	1	02/19/21	5	VN	8	N	15.04
53103189	5310	4	281	PRESB MANOR-CLAY CTR	VAN, WINDOW, 13 PASS LIFT	2020	3818	1FBVU4XG3LKB54792	1	06/09/22	5	VN	8	N	21.53
53102895	5310	1	281	PRESBYTER MANOR LAWR	TRANSIT BUS,14 PASS LIFT	2017	9745	1FDFE4F57HDC61850	1	04/27/22	5	CU	10	N	38.90
53102879	5310	9	281	PRESBYTER MANORS ARK	VAN, PASSENGER, RAMP	2017	29712	2C7WDGBG8HR787625	2	08/31/21	4	VN	8	N	56.88
53102999	5310	6	281	PRESBYTER MANORS MID	TRANSIT BUS,20 PASS,LIFT	2018	5695	1FDFE4F53JDC42797	2	02/24/22	4	CU	10	N	42.28
53102876	5310	9	281	PRESBYTER MANORS NEW	VAN, PASSENGER, RAMP	2017	25068	2C7WDGBGXHR787626	2	02/11/22	4	VN	8	N	55.03
53102892	5310	10	281	PRESBYTER MANORS PAR	VAN, PASSENGER, RAMP	2017	26956	2C7WDGBG1HR787627	3	09/09/21	3	VN	8	N	65.78
53103011	5310	7	281	PRESBYTER MANORS SAL	VAN, PASSENGER, RAMP	2018	23808	2C4RDGBG4JR364248	3	06/21/22	3	VN	8	N	59.52
53103012	5310	7	281	PRESBYTER MANORS SAL	VAN, PASSENGER, RAMP	2018	14532	2C4RDGBG6JR364249	3	06/24/22	3	VN	8	N	55.81
53102922	5310	1	281	PRESBYTER MANORS TOP	TRANSIT BUS,14 PASS LIFT	2017	5233	1FDZX2CG2HKB28808	2	08/31/21	4	CU	10	N	47.09
53112557	5311	3	231	PROJECT CONCERN	TRANSIT BUS,20 PASS,LIFT	2013	98309	1FDFE4F5XDD800242	3	08/17/21	3	CU	10	N	114.32
53392755	5311	3	231	PROJECT CONCERN	TRANSIT BUS,20 PASS,LIFT	2016	73700	1FDFE4F52GDC21092	2	01/05/22	4	CU	10	N	79.48
53113023	5311	3	231	PROJECT CONCERN	VAN, PASSENGER, RAMP	2018	33690	2C4RDGBG4JR364251	3	01/05/22	3	VN	8	N	63.48
53102839	5310	6	283	PROTECTION VALLEY	VAN, WINDOW, 13 PASS LIFT	2017	18304	1FTBW3XM4HKA11858	1	03/21/22	5	VN	8	N	42.32
53103079	5310	6	283	PROTECTION VALLEY	VAN, PASSENGER, RAMP	2019	28978	2C7WDGBG2KR28352	1	03/21/22	5	VN	8	N	36.59
53103201	5310	5	181	QUEST	TRANSIT BUS,14 PASS LIFT	2021	100	1FDFE4FN8MDC25248	1	04/16/21	5	CU	10	N	15.04
53102700	5310	5	181	QUEST INC	VAN, PASSENGER, RAMP	2015	148300	2C7WDGBG0FR652149	2	10/19/21	4	VN	8	N	114.32
53102699	5310	5	181	QUEST INC	VAN, PASSENGER, RAMP	2015	130922	2C7WDGBG0FR652135	1	03/30/22	5	VN	8	N	97.37
53102824	5310	5	181	QUEST INC	VAN, PASSENGER, RAMP	2019	91751	2C7WDGBG2HR710197	2	10/12/21	4	VN	8	N	71.70
53102897	5310	5	181	QUEST INC	TRANSIT BUS,14 PASS LIFT	2017	58667	1FDFE4F51HDC61861	2	11/23/21	4	CU	10	N	68.47
53102838	5310	5	181	QUEST INC	VAN, WINDOW, 13 PASS LIFT	2017	42245	1FTBW3XM7HKA11854	2	11/23/21	4	CU	10	N	61.90
53103004	5310	5	181	QUEST INC	VAN, PASSENGER, RAMP	2018	73249	2C4RDGBG2JR364233	1	03/18/22	5	VN	8	N	59.30
53103005	5310	5	181	QUEST INC	VAN, PASSENGER, RAMP	2018	29441	2C4RDGBG0JR364232	1	03/30/22	5	VN	8	N	41.78
53103030	5310	5	181	QUEST INC	TRANSIT BUS,14 PASS	2018	11916	1FDFE4F53JDC41858	1	11/30/21	5	CU	10	N	34.77
53103095	5310	5	181	QUEST SERVICES, INC	VAN, WINDOW, 13 PASS LIFT	2020	17563	1FDVU4XG5KKB86153	1	03/16/22	5	VN	8	N	27.03
53103096	5310	5	181	QUEST SERVICES, INC	VAN, WINDOW, 13 PASS LIFT	2020	12129	1FDVU4XG5KKB86156	1	03/30/22	5	VN	8	N	24.85
53103106	5310	5	181	QUEST, INC	VAN, PASSENGER, RAMP	2020	33966	2C7WDGBG1KR796237	1	04/20/22	5	VN	8	N	33.59
53392688	5311	8	279	RAWLINS COUNTY	VAN, PASSENGER, RAMP	2015	74963	2C7WDGBG1FR652158	3	07/06/22	3	VN	8	N	94.99
53112535	5311	8	279	RAWLINS COUNTY	TRANSIT BUS,20 PASS,LIFT	2014	42176	1FDFE4F5XDD800242	3	07/06/22	3	CU	10	N	86.87
53392837	5311	2	234	RENO CO PUBLIC TRANS	VAN, WINDOW, 13 PASS LIFT	2017	169690	1FDFE4F50HDC22209	3	08/17/21	3	CU	10	N	122.88
53092443	5311	13	234	RENO CO PUBLIC TRANS	TRANSIT BUS,20 PASS,LIFT	2013	113913	1FDFE4F53DDA59551	3	08/17/21	3	CU	10	N	120.57
53112545	5311	13	234	RENO CO PUBLIC TRANS	TRANSIT BUS,20 PASS,LIFT	2014	119251	1FDFE4F52DD830741	3	08/17/21	3	CU	10	N	117.70
53112913	5311	2	234	RENO CO PUBLIC TRANS	TRANSIT BUS,14 PASS LIFT	2017	138459	1FDFE4F58HDC72078	3	08/18/21	3	CU	10	N	110.38
53112911	5311	2	234	RENO CO PUBLIC TRANS	TRANSIT BUS,14 PASS LIFT	2017	122764	1FDFE4F52HDC72075	3	08/18/21	3	CU	10	N	104.11
53112698	5311	2	234	RENO CO PUBLIC TRANS	VAN, PASSENGER, RAMP	2015	85479	2C7WDGBG0FR642835	3	08/18/21	3	VN	8	N	99.19
53112912	5311	2	234	RENO CO PUBLIC TRANS	TRANSIT BUS,14 PASS LIFT	2017	122368	1FDFE4F54HDC72076	2	09/17/21	4	CU	10	N	93.95
53112960	5311	2	234	RENO CO PUBLIC TRANS	TRANSIT BUS,14 PASS LIFT	2018	101935	1FDFE4F53JDC42800	2	08/17/21	4	CU	10	N	80.77
53112746	5311	2	234	RENO CO PUBLIC TRANS	TRANSIT BUS,20 PASS,LIFT	2016	87684	1FDFE4F58GDC21100	1	08/18/21	5	CU	10	N	75.07
53112958	5311	2	234	RENO CO PUBLIC TRANS	TRANSIT BUS,14 PASS LIFT	2018	57577	1FDFE4F57JDC42799	3	08/18/21	3	CU	10	N	73.03
53392835	5311	2	234	RENO CO PUBLIC TRANS	TRANSIT BUS,14 PASS LIFT	2017	67238	1FDFE4F59HDC22208	2	08/17/21	4	CU	10	N	71.90
53392836	5311	2	234	RENO CO PUBLIC TRANS	VAN, WINDOW, 13 PASS LIFT	2017	45727	1FTBW3XM2HKA1857	2	08/17/21	4	VN	8	N	63.29
53112942	5311	2	234	RENO CO PUBLIC TRANS	VAN, WINDOW, 12 PASS,LIFT	2018	24896	1FDVU4XG8JKB17332	2	08/17/21	4	VN	8	N	49.96
53112959	5311	2	234	RENO CO PUBLIC TRANS	TRANSIT BUS,14 PASS LIFT	2018	44886	1FDFE4F51JDC42815	1	08/17/21	5	CU	10	N	47.95
53113061	5311	2	234	RENO CO PUBLIC TRANS	TRANSIT BUS,14 PASS LIFT	2019	31693	1FDFE4F50KDC49465	2	08/17/21	4	CU	10	N	47.68
53113062	5311	2	234	RENO CO PUBLIC TRANS	TRANSIT BUS,14 PASS LIFT	2019	29148	1FDFE4F52KDC49466	2	08/18/21	4	CU	10	N	46.66
53113063	5311	2	234	RENO CO PUBLIC TRANS	TRANSIT BUS,14 PASS LIFT	2019	20380	1FDFE4F57KDC51164	2	08/17/21	4	CU	10	N	43.15
53113082	5311	2	234	RENO CO PUBLIC TRANS	VAN, PASSENGER, RAMP	2019	4584	2C7WDGBG1KR728357	1	08/17/21	5	VN	8	N	26.83
53091999	5311	7	235	REPUBLIC CO TRANSPOR	VAN, WINDOW, 13 PASS LIFT	2007	86025	1FDWE35S17DA73237	3	06/29/21	3	VN	8	Y	139.41
53392756	5311	7	235	REPUBLIC CO TRANSPOR	TRANSIT BUS,20 PASS,LIFT	2017	58975	1FDFE4F58GDC21095	3	06/29/21	3	CU	10	N	78.59
53112918	5311	2	236	RICE COUNTY COA	VAN, WINDOW, 13 PASS LIFT	2017	115847	1FDZX2CG1HKB28802	3	06/07/22	3	VN	8	N	101.34
53113085	5311	2	236	RICE COUNTY COA	VAN, PASSENGER, RAMP	2019	52323	2C7WDGBG6KR728354	3	06/09/22	3	VN	8	N	65.93
53112946	5311	2	236	RICE COUNTY COA	VAN, WINDOW, 12 PASS,LIFT	2018	57388	1FDVU4XG2JKB12000	1	06/08/21	5	VN	8	N	52.96
53113114	5311	2	236	RICE COUNTY COUNCIL	VAN, PASSENGER, RAMP	2020	37366	2C7WDGBG2KR793783	2	06/02/22	4	VN	8	N	44.95
53103141	5310	3	238	RIVERSIDE RESOURCES	VAN, PASSENGER, RAMP	2020	1943	2C7WDGBG5KR799402	1	03/15/22	5	VN	8	N	20.78
53112965	5311	8	239	ROOKS CO TRANSPORTAT	TRANSIT BUS,14 PASS LIFT	2018	94087	1FDFE4F56JDC42812	3	06/22/22	3	CU	10	N	87.63
53392826	5311	8	239	ROOKS CO TRANSPORTAT	VAN, WINDOW, 13 PASS LIFT	2017	92841	1FTBW3XM9HKA11855	4	06/22/22	4	VN	8	N	82.14
53113076	5311	8	239	ROOKS CO TRANSPORTAT	TRANSIT BUS,14 PASS LIFT	2020	40100	1FDFE4F55KDC49462	3	06/22/22	3	CU	10	N	56.04
53103075	5310	2	271	ROSEWOOD	TRANSIT BUS,14 PASS LIFT	2020	12456	1FDFE4F55KDC51163	1	10/16/20	5	CU	10	N	24.98
53103169	5310	2	271	ROSEWOOD SERVICES	TRANSIT BUS,14 PASS LIFT	2021	21349	1FDFE4FNXMDC25249	1	01/13/22	5	CU	10	N	23.54
53103161	5310	2	271	ROSEWOOD SERVICES	VAN, PASSENGER, RAMP	2020	62110	2C7WDGBG6KR795410	1	01/13/22	5	VN	8	N	22.48
53113028	5310	2	271	ROSEWOOD(KCCOA)	VAN, WINDOW, 13 PASS	2019	39811	1FDVU4XG0KKA37542	1	01/13/22	5	VN	8	N	40.92
53092445	5311	14	240	RUSH COUNTY TRANSPOR	VAN, WINDOW, 13 PASS LIFT	2013	101094	1FDFE4F5XDDA59787	3	05/11/22	3	VN	8	Y	115.44
53112673	5311	8	240	RUSH COUNTY TRANSPOR	VAN, PASSENGER, RAMP	2015	76426	2C7WDGBG0FR642883	1	05/11/22	5	VN	8	N	75.57
53102434	5310	10	249	SE KANSAS MNTL HLTH	VAN, PASSENGER, COMP	2013	201935	2C4RDGBG5DR654339	3	09/13/21	3	VN	8	Y	155.77
53091982	5310	10	249	SE KS MENTAL HEALTH	VAN, PASSENGER, COMP	2007	119065	1GNDV23W87D176643	3	09/15/21	3	VN	8	Y	152.63
53102618	5310	10	249	SE KS MENTAL HEALTH	VAN, PASSENGER, COMP	2014	109954	2C7WDGBG9ER456757	3	09/13/21	3	VN	8	Y	113.98
53102564	5310	10	249	SE KS MENTAL HEALTH	VAN, PASSENGER, COMP	2014	105781	2C7WDGBG3ER360641	3	10/13/21	3	VN	8	Y	112.31
53102750	5310	10	249	SE KS MENTAL HEALTH	VAN, WINDOW, 12 PASS	2016	57689	1FBZX2CG3GKA08605	3	09/13/21	3	VN	8	N	83.08
53103019	5310	10	249	SE KS MENTAL HEALTH	VAN, PASSENGER, RAMP	2018	70046	2C4RDGBG1JR364224	3	09/15/21	3	VN	8	N	78.02
53103069	5310	10	249	SE KS MENTAL HEALTH	VAN, PASSENGER, RAMP	2019	9633	2C7WDGBG8KR698807	1	09/15/21	5	VN	8	N	28.85
53103115	5310	10	249	SE KS MENTAL HEALTH	VAN, PASSENGER, RAMP	2020	11929	2C7WDGBG8KR801912	1	09/13/21	5	VN	8	N	24.77
53392788	5311	9	244	SEDGWICK COUNTY DOA	VAN, PASSENGER, RAMP	2016	138826	2C7WDGBG7GR144262	2	10/28/21	4	VN	8	N	105.53
53392787	5311	9	244	SEDGWICK COUNTY DOA	VAN, PASSENGER, RAMP	2016	137546	2C7WDGBG7GR144259	2	10/28/21	4	VN	8	N	105.02
53112924	5311	9	244	SEDGWICK COUNTY DOA	TRANSIT BUS,14 PASS LIFT	2017	74934	1FDZX2CG0HKB28807	2	10/28/21	4	CU	10	N	74.97



DOT Number	Program	CTD	Provider Number	Vendor	Category Description	Model Year	Meter Reading	Serial Number	Unit Condition	Inspection Date	Term	CLASS	ULB	Past ULB	Replacement Score
53112970	5311	9	244	SEDGWICK COUNTY DOA	VAN, WINDOW, 12 PASS, LIFT	2018	84517	1FDVU4XG4JKB12001	2	10/28/21	4	VN	8	N	73.81
53092173	5311	10	245	SEK-CAP INC	VAN, MFSAB, 14 PASS LF	2008	171384	1GBJG31K191112304	3	08/09/21	3	VN	8	Y	168.55
53112129	5311	10	245	SEK-CAP INC	VAN, WINDOW, 13 PASS LIFT	2008	150633	1FD3E35S68DB00971	3	08/09/21	3	VN	8	Y	160.25
53092252	5311	10	245	SEK-CAP INC	VAN, WINDOW, 13 PASS LIFT	2009	155525	1FDEE36549DA37735	3	08/09/21	3	VN	8	Y	157.21
53092172	5311	10	245	SEK-CAP INC	VAN, MFSAB, 14 PASS LF	2009	150370	1GBJG31K391114278	3	08/09/21	3	VN	8	Y	155.15
53092251	5311	10	245	SEK-CAP INC	VAN, WINDOW, 13 PASS LIFT	2009	148047	1FDEE36559DA37730	3	08/09/21	3	VN	8	Y	154.22
53091888	5311	10	245	SEK-CAP INC	VAN, WINDOW, 13 PASS LIFT	2006	106548	1FDWE35L06DA28412	3	08/09/21	3	VN	8	Y	152.62
53112339	5311	10	245	SEK-CAP INC	VAN, PASSENGER, COMP	2011	113682	2D4RN4DG1BR708096	3	08/09/21	3	VN	8	Y	130.47
53112311	5311	10	245	SEK-CAP INC	VAN, PASSENGER, COMP	2011	113598	1FDEE3F59BDA37136	3	08/09/21	3	VN	8	Y	130.44
53112548	5311	10	245	SEK-CAP INC	VAN, PASSENGER, COMP	2014	122805	2C7WDGBG5DR813155	3	08/09/21	3	VN	8	Y	119.12
53092501	5311	10	245	SEK-CAP INC	TRANSIT BUS, 20 PASS, LIFT	2013	104961	1FDDE4F55DDA27285	3	08/09/21	3	CU	10	N	116.98
53092500	5311	10	245	SEK-CAP INC	TRANSIT BUS, 20 PASS, LIFT	2013	78243	1FDDE4F51DDA27283	3	08/09/21	3	CU	10	N	106.30
53112705	5311	10	245	SEK-CAP INC	VAN, PASSENGER, RAMP	2015	89631	2C7WDGBG0FR642804	3	08/09/21	3	VN	8	N	100.85
53112706	5311	10	245	SEK-CAP INC	VAN, PASSENGER, RAMP	2015	87458	2C7WDGBG0FR642818	3	08/09/21	3	VN	8	N	99.98
53392795	5311	10	245	SEK-CAP INC	VAN, PASSENGER, RAMP	2016	65003	2C7WDGBG7GR235645	3	08/09/21	3	VN	8	N	86.00
53112881	5311	10	245	SEK-CAP INC	VAN, PASSENGER, RAMP	2017	64468	2C7WDGBG3HR742964	3	08/09/21	3	VN	8	N	80.79
53112882	5311	10	245	SEK-CAP INC	VAN, PASSENGER, RAMP	2017	58846	2C7WDGBG3HR742950	3	08/09/21	3	VN	8	N	78.54
53392796	5311	10	245	SEK-CAP INC	VAN, PASSENGER, RAMP	2016	57751	2C7WDGBG7GR235662	2	08/09/21	4	VN	8	N	73.10
53113032	5311	10	245	SEK-CAP INC	TRANSIT BUS, 14 PASS	2018	24782	1FDDE4F55JDC41862	2	08/09/21	4	CU	10	N	49.91
53113031	5311	10	245	SEK-CAP INC	TRANSIT BUS, 14 PASS	2018	19772	1FDDE4F51JDC41860	2	08/09/21	4	CU	10	N	47.91
53113091	5311	10	245	SEK-CAP INC	TRANSIT BUS, 14 PASS LIFT	2020	12576	1FDDE4F58KDC2808	3	08/09/21	3	CU	10	N	45.03
53113090	5311	10	245	SEK-CAP INC	TRANSIT BUS, 14 PASS LIFT	2020	9907	1FDDE4F59KDC52803	1	08/09/21	5	CU	10	N	23.96
53113188	5311	10	245	SEK-CAP INC	TRANSIT BUS, 14 PASS LIFT	2021	4913	1FDDE4F59MDC25212	1	08/09/21	5	CU	10	N	16.97
53113187	5311	10	245	SEK-CAP INC	TRANSIT BUS, 14 PASS LIFT	2021	4889	1FDDE4F57MDC25211	1	08/09/21	5	CU	10	N	16.96
53102506	5310	1	159	SENIOR RESOURCE CENT	VAN, PASSENGER, COMP	2013	90260	2C7WDGBG2DR794645	2	12/27/19	4	VN	8	Y	101.10
53102885	5310	1	159	SENIOR RESOURCE CENT	VAN, PASSENGER, RAMP	2017	82951	2C7WDGBG3HR787628	2	03/18/22	4	VN	8	N	78.18
53102926	5310	1	159	SENIOR RESOURCE CENT	TRANSIT BUS, 14 PASS LIFT	2017	53991	1FDZX2CG5HK858059	1	03/02/22	5	CU	10	N	56.60
53102191	5310	2	247	SHELTERED LIVING INC	VAN, PASSENGER, COMP	2009	94954	2D8HN44E59R645104	2	04/25/19	4	VN	8	Y	122.98
53102464	5310	2	247	SHELTERED LIVING INC	TRANSIT BUS, 20 PASS, LIFT	2013	80045	1FDDE4F53DDA59789	2	01/19/22	4	CU	10	N	97.02
53102817	5310	1	247	SHELTERED LIVING INC	TRANSIT BUS, 14 PASS LIFT	2017	51292	1FDDE4F59HDC03125	2	01/19/22	4	CU	10	N	65.52
53102715	5310	1	247	SHELTERED LIVING INC	TRANSIT BUS, 20 PASS, LIFT	2016	38519	1FDDE4F5XGDC17288	2	01/19/22	4	CU	10	N	65.41
53112945	5310	1	247	SHELTERED LIVING INC	VAN, WINDOW, 12 PASS, LIFT	2018	18954	1FDVU4XG3JKB12006	2	01/10/22	4	VN	8	N	47.58
53102944	5310	1	247	SHELTERED LIVING INC	VAN, WINDOW, 12 PASS, LIFT	2018	24080	1FDVU4XG1JKB12005	1	01/10/22	5	VN	8	N	39.63
53393018	5310	1	247	SHELTERED LIVING INC	VAN, WINDOW, 12 PASS, LIFT	2018	22899	1FDVU4XG7JKB17323	1	01/11/22	5	VN	8	N	39.16
53393017	5310	1	247	SHELTERED LIVING INC	VAN, WINDOW, 12 PASS, LIFT	2018	19172	1FDVU4XG5JKB17322	1	01/11/22	5	VN	8	N	37.67
53113058	5311	7	208	SOLOMAN VALLEY	VAN, PASSENGER, RAMP	2019	50097	2C7WDGBG3XR728356	3	06/22/22	3	VN	8	N	65.04
53113010	5311	7	208	SOLOMAN VALLEY TRANS	VAN, PASSENGER, RAMP	2018	134310	2C4RDGBG8JR364236	3	06/29/22	3	VN	8	N	103.72
53113009	5311	7	208	SOLOMAN VALLEY TRANS	VAN, PASSENGER, RAMP	2018	120180	2C4RDGBG6JR364235	3	06/22/22	3	VN	8	N	98.07
53113135	5311	7	208	SOLOMAN VALLEY	VAN, PASSENGER, RAMP	2020	65204	2C7WDGBG9KR795434	3	06/22/22	3	VN	8	N	66.08
53113133	5311	7	208	SOLOMAN VALLEY	VAN, PASSENGER, RAMP	2020	36771	2C7WDGBG4KR793784	3	06/22/22	3	VN	8	N	54.71
53113134	5311	7	208	SOLOMAN VALLEY	VAN, PASSENGER, RAMP	2020	23647	2C7WDGBG7KR795433	3	06/22/22	3	VN	8	N	49.46
53112880	5311	7	208	SOLOMAN VALLEY TRANS	VAN, PASSENGER, RAMP	2017	136052	2C7WDGBG9HR787634	3	06/22/22	3	VN	8	N	109.42
53102059	5310	12	251	STARKEY INC	VAN, MFSAB, 14 PASS LF	2007	101579	1GBJG316671211863	3	06/27/19	3	VN	8	Y	145.63
53102662	5310	12	251	STARKEY INC	VAN, MFSAB, 14 PASS LF	2007	89543	1GBJG316971210609	3	04/26/19	3	VN	8	Y	140.82
53102057	5310	12	251	STARKEY INC	VAN, MFSAB, 14 PASS LF	2007	84780	1GBJG316971212148	3	06/27/19	3	VN	8	Y	138.91
53102551	5310	12	251	STARKEY INC	TRANSIT BUS, 20 PASS, LIFT	2013	150377	1FDDE4F53DD00244	3	01/21/20	3	CU	10	N	135.15
53102488	5310	12	251	STARKEY INC	TRANSIT BUS, 20 PASS	2013	149992	1FDDE4F58DDA27278	3	09/24/19	3	CU	10	N	135.00
53102147	5310	12	251	STARKEY INC	VAN, WINDOW, 12 PASS	2008	86084	1FTSS34L38DA96168	3	06/21/19	3	VN	8	Y	134.43
53102663	5310	12	251	STARKEY INC	VAN, MFSAB, 14 PASS LF	2008	69255	1GBJG31648126142	3	04/26/19	3	VN	8	Y	127.70
53102478	5310	12	251	STARKEY INC	TRANSIT BUS, 20 PASS, LIFT	2013	131186	1FDDE4F56DDA27280	3	08/02/19	3	CU	10	N	127.47
53102058	5310	12	251	STARKEY INC	VAN, MFSAB, 14 PASS LF	2007	53788	1GBJG316371211268	3	05/15/19	3	VN	8	Y	126.52
53102056	5310	12	251	STARKEY INC	VAN, MFSAB, 14 PASS LF	2007	41738	1GBJG316871212044	3	06/21/19	3	VN	8	Y	121.70
53102164	5310	12	251	STARKEY INC	VAN, WINDOW, 12 PASS	2008	46391	1FTSS34L18DA96167	3	08/29/19	3	VN	8	Y	118.56
53102492	5310	12	251	STARKEY INC	TRANSIT BUS, 20 PASS	2013	101062	1FDDE4F55DDA53136	3	07/23/19	3	CU	10	N	115.42
53102489	5310	12	251	STARKEY INC	TRANSIT BUS, 20 PASS, LIFT	2013	89140	1FDDE4F57DDA53137	3	09/03/19	3	CU	10	N	110.66
53102749	5310	9	251	STARKEY INC	TRANSIT BUS, 20 PASS	2016	76227	1FDDE4F51GDC21097	3	02/15/20	3	CU	10	N	90.49
53102748	5310	9	251	STARKEY INC	TRANSIT BUS, 20 PASS	2016	72862	1FDDE4F54GDC21093	2	01/23/20	4	CU	10	N	79.14
53102751	5310	9	251	STARKEY INC	TRANSIT BUS, 20 PASS	2016	47615	1FDDE4F53GDC21098	3	02/22/19	3	CU	10	N	79.05
53102508	5310	12	251	STARKEY INC	VAN, PASSENGER, COMP	2017	41556	2C7WDGBGXDR813152	3	12/12/19	3	VN	8	N	71.62
53102758	5310	9	251	STARKEY INC	VAN, WINDOW, 12 PASS	2016	23416	1FBZX2CG2GKA44530	3	05/15/19	3	VN	8	N	69.37
53102759	5310	9	251	STARKEY INC	VAN, WINDOW, 12 PASS	2016	12461	1FBZX2CG4GKA44531	3	05/15/19	3	VN	8	N	64.98
53102757	5310	9	251	STARKEY INC	VAN, WINDOW, 12 PASS	2016	18923	1FBZX2CG6GKA44529	2	05/15/19	4	VN	8	N	57.57
53102335	5310	12	251	STARKEY INC	TRANSIT BUS, 20 PASS, LIFT	2011	161902	1FDDE4F50BDA86865	3	06/20/19	3	CU	10	Y	149.76
53112131	5311	14	253	SUNFLOWER DIVER SERV	VAN, PASSENGER, RAMP	2008	81864	1GBDV13108D171336	3	08/24/20	3	VN	8	Y	132.75
53102222	5310	2	253	SUNFLOWER DIVER SERV	VAN, PASSENGER, RAMP	2009	88497	2D8HN44E49R580584	3	09/11/19	3	VN	8	Y	130.40
53112725	5311	2	253	SUNFLOWER DIVER SERV	TRANSIT BUS, 20 PASS, LIFT	2015	154835	1FDDE4F50GDC17283	3	08/24/20	3	CU	10	N	126.93
53112724	5311	2	253	SUNFLOWER DIVER SERV	TRANSIT BUS, 20 PASS, LIFT	2015	148301	1FDDE4F59FDA37623	3	09/03/20	3	CU	10	N	124.32
53392821	5311	2	253	SUNFLOWER DIVER SERV	TRANSIT BUS, 14 PASS LIFT	2017	144081	1FDDE4F55HDC03123	2	08/24/20	4	CU	10	N	102.63
53112925	5311	5	253	SUNFLOWER DIVER SERV	TRANSIT BUS, 14 PASS LIFT	2017	120873	1FDZX2CG3HK858058	2	08/24/20	4	CU	10	N	93.35
53112937	5311	2	253	SUNFLOWER DIVER SERV	TRANSIT BUS, 14 PASS LIFT	2018	87800	1FDDE4F58JDC42813	2	08/25/20	4	CU	10	N	75.12
53102868	5310	2	253	SUNFLOWER DIVER SERV	VAN, PASSENGER, RAMP	2017	43757	2C7WDGBG1HR787630	1	09/03/20	4	VN	8	N	62.50
53112938	5311	2	253	SUNFLOWER DIVER SERV	TRANSIT BUS, 14 PASS LIFT	2018	89903	1FDDE4F52JDC42824	2	08/24/20	4	CU	10	N	57.96
53113054	5311	2	253	SUNFLOWER DIVERSIF	TRANSIT BUS, 14 PASS LIFT	2019	48826	1FDDE4F50KDC47246	1	08/25/20	5	CU	10	N	44.53
53102914	5310	7	281	SUNSET HOME INC	TRANSIT BUS, 14 PASS LIFT	2017	6655	1FDDE4F55HDC72085	3	06/27/22	3	CU	10	N	57.66

DOT Number	Program	CTD	Provider Number	Vendor	Category Description	Model Year	Meter Reading	Serial Number	Unit Condition	Inspection Date	Term	CLASS	ULB	Past ULB	Replacement Score
53101525	5310	2	254	TARC INC	VAN WINDOW, 12 PASS	2002	117865	1FTSS34LX2HA82557	3	03/25/22	3	VN	8	Y	177.15
53103007	5310	1	254	TARC INC	VAN, PASSENGER, RAMP	2018	15613	2C4RDBGGR364231	1	08/31/21	5	VN	8	N	36.25
53103114	5310	2	254	TARC INC	VAN, PASSENGER, RAMP	2019	5882	2C7WDGBG5KR728832	1	02/10/22	5	VN	8	N	27.35
53103113	5310	2	254	TARC INC	VAN, PASSENGER, RAMP	2019	3609	2C7WDGBG3KR728831	1	02/10/22	5	VN	8	N	26.44
53103167	5310	2	260	TECH, INC	TRANSIT BUS, 14 PASS LIFT	2021	3235	1FDDE4FN7MDC22714	1	07/21/21	5	CU	10	N	16.29
53103168	5310	2	260	TECH, INC	TRANSIT BUS, 14 PASS LIFT	2021	1761	1FDDE4FN0MDC22716	1	07/14/21	5	CU	10	N	15.70
53102092	5310	13	260	TECH, INC.	VAN, WINDOW, 13 PASS LIFT	2008	109506	1FD3E35L78DA78049	3	07/09/20	3	VN	8	Y	143.80
53092002	5310	13	260	TECH, INC.	VAN, WINDOW, 13 PASS LIFT	2007	93424	1FDWE35S07DA78722	3	07/15/21	3	VN	8	Y	142.37
53091970	5310	13	260	TECH, INC.	VAN, WINDOW, 13 PASS LIFT	2006	98576	1FDWE35S06DB29800	2	07/16/21	4	VN	8	Y	139.43
53102185	5310	13	260	TECH, INC.	VAN, WINDOW, 13 PASS LIFT	2009	112314	1FDDE35S89DA37736	2	07/25/19	4	VN	8	Y	129.93
53102316	5310	13	260	TECH, INC.	VAN, WINDOW, 13 PASS LIFT	2011	100453	1FDDE3FS1BDAA63102	2	07/19/21	4	VN	8	Y	115.18
53102370	5310	13	260	TECH, INC.	VAN, PASSENGER, RAMP	2012	82868	2C4RDBGG5CR180679	3	07/06/22	3	VN	8	Y	105.07
53102536	5310	13	260	TECH, INC.	TRANSIT BUS, 20 PASS, LIFT	2014	59729	1FDDE4FS3DDB28884	2	07/13/21	4	CU	10	N	83.89
53103006	5310	2	260	TECH, INC.	VAN, PASSENGER, RAMP	2018	29112	2C4RDBGG2JR364216	2	07/08/21	4	VN	8	N	51.64
53102816	5310	2	260	TECH, INC.	TRANSIT BUS, 20 PASS, LIFT	2019	29453	1FDDE4FS1HDC03121	1	07/20/21	5	CU	10	N	36.78
53103052	5310	2	260	TECH, INC.	TRANSIT BUS, 14 PASS LIFT	2019	9893	1FDDE4FS4KDC47248	1	07/15/21	5	CU	10	N	28.96
53103051	5310	2	260	TECH, INC.	TRANSIT BUS, 14 PASS LIFT	2019	9332	1FDDE4FS2KDC47247	1	07/19/21	5	CU	10	N	28.73
53102710	5310	10	255	THANKS PROGRAM	VAN, PASSENGER, RAMP	2015	76832	2C7WDGBG0FR652152	3	09/25/21	3	VN	8	N	95.73
53102800	5310	10	255	THANKS PROGRAM	VAN, PASSENGER, RAMP	2016	45090	2C7WDGBG6GR235653	3	09/25/21	3	VN	8	N	78.04
53102555	5310	1	257	THE GUIDANCE CENTER	TRANSIT BUS, 20 PASS, LIFT	2014	116012	1FDDE4FS1DD00243	2	10/01/21	4	CU	10	N	106.40
53103029	5310	1	257	THE GUIDANCE CENTER	TRANSIT BUS, 14 PASS	2018	31281	1FDDE4FS9JDC41864	1	08/17/21	5	CU	10	N	42.51
53112861	5311	8	258	THOMAS COUNTY	VAN, PASSENGER, RAMP	2017	93982	2C7WDGBG5HR743081	3	07/28/22	3	VN	8	N	92.59
53112890	5311	8	258	THOMAS COUNTY	TRANSIT BUS, 14 PASS LIFT	2017	87509	1FDDE4S9HDC61848	3	07/28/22	3	CU	10	N	90.00
53101938	5310	2	259	TOPEKA LULAC	VAN, WINDOW, 13 PASS LIFT	2006	118336	1FDWE35L26DA44577	3	09/21/21	3	VN	8	Y	157.33
53102768	5310	1	259	TOPEKA LULAC	TRANSIT BUS, 20 PASS, LIFT	2016	81680	1FDDE4FS5GDC21099	2	01/28/22	4	CU	10	N	82.67
5307				TOPEKA MTA	BU	2011	406169	15GGV2712B1180249			4	BU	12.00	N	217.47
5307				TOPEKA MTA	BU	2011	404856	15GGB2715B1180262			4	BU	12.00	N	216.94
5307				TOPEKA MTA	BU	2011	401403	15GGB2719B1180264			4	BU	12.00	N	215.56
5307				TOPEKA MTA	BU	2011	400653	15GGB2710B1180251			4	BU	12.00	N	215.26
5307				TOPEKA MTA	BU	2011	400393	15GGB2715B1180259			4	BU	12.00	N	215.16
5307				TOPEKA MTA	BU	2011	399240	15GGB2713B1180258			4	BU	12.00	N	214.70
5307				TOPEKA MTA	BU	2011	398586	15GGB2713B1180261			4	BU	12.00	N	214.43
5307				TOPEKA MTA	BU	2011	396541	15GGB2719B1180250			4	BU	12.00	N	213.62
5307				TOPEKA MTA	BU	2011	395109	15GGB2714B1180253			4	BU	12.00	N	213.04
5307				TOPEKA MTA	BU	2011	393349	15GGB2717B1180263			4	BU	12.00	N	212.34
5307				TOPEKA MTA	BU	2011	393200	15GGB271XB1180256			4	BU	12.00	N	212.28
5307				TOPEKA MTA	BU	2011	389722	15GGB2716B1180254			4	BU	12.00	N	210.89
5307				TOPEKA MTA	BU	2011	384696	15GGB2711B1180260			4	BU	12.00	N	208.88
5307				TOPEKA MTA	BU	2011	383683	15GGB2718B1180255			4	BU	12.00	N	208.47
5307				TOPEKA MTA	BU	2011	382649	15GGB2711B1180257			4	BU	12.00	N	208.06
5307				TOPEKA MTA	BU	2011	380999	15GGB2712B1180252			4	BU	12.00	N	207.40
5307				TOPEKA MTA	BU	2014	292050	15GGB2712E1184273			4	BU	12.00	N	156.82
5307				TOPEKA MTA	BU	2014	291301	15GGB2714E1184274			4	BU	12.00	N	156.52
5307				TOPEKA MTA	BU	2014	290125	15GGB2710E1184272			4	BU	12.00	N	156.05
5307				TOPEKA MTA	BU	2014	288130	15GGB2717E1184270			4	BU	12.00	N	155.25
5307				TOPEKA MTA	BU	2014	283546	15GGB2710E1184269			4	BU	12.00	N	153.42
5307				TOPEKA MTA	BU	2014	283093	15GGB2717E1184267			4	BU	12.00	N	153.24
5307				TOPEKA MTA	BU	2014	281666	15GGB2719E1184271			4	BU	12.00	N	152.67
5307				TOPEKA MTA	BU	2014	279656	15GGB2716E1184275			4	BU	12.00	N	151.86
5307				TOPEKA MTA	BU	2014	278940	15GGB2715E1184266			4	BU	12.00	N	151.58
5307				TOPEKA MTA	BU	2014	268403	15GGB2719E1184268			4	BU	12.00	N	147.36
5307				TOPEKA MTA	CU	2013	166106	1FDXE4FSXDDA30956			2	BU	4.00	Y	111.44
5307				TOPEKA MTA	CU	2013	165252	1FDXE4FS3DDA30961			2	BU	4.00	Y	111.10
5307				TOPEKA MTA	CU	2013	164966	1FDXE4FS3DDA30958			2	BU	4.00	Y	110.99
5307				TOPEKA MTA	CU	2013	161438	1FDXE4FS1DDA30960			2	BU	4.00	Y	109.58
5307				TOPEKA MTA	CU	2013	160349	1FDXE4FS8DDA30955			2	BU	4.00	Y	109.14
5307				TOPEKA MTA	CU	2013	160284	1FDXE4FS6DDA36138			2	BU	4.00	Y	109.11
5307				TOPEKA MTA	CU	2013	159847	1FDXE4FS8DDA36139			2	BU	4.00	Y	108.94
5307				TOPEKA MTA	CU	2013	159696	1FDXE4FS1DDA30957			2	BU	4.00	Y	108.88
5307				TOPEKA MTA	CU	2021	7762	1FDEU6PG9LKB55117			5	BU	4.00	N	8.10
5307				TOPEKA MTA	CU	2021	7530	1FDE46PG9LKB55120			5	BU	4.00	N	8.01
5307				TOPEKA MTA	CU	2021	7147	1FDE46PG2LKB55119			5	BU	4.00	N	7.86
5307				TOPEKA MTA	CU	2021	6735	1FDE46PGOLKB55121			5	BU	4.00	N	7.69
5307				TOPEKA MTA	CU	2021	6612	1FDE46PGOLKB55118			5	BU	4.00	N	7.64
53101887	5310	9	263	TRI-KO INC	VAN, PASSENGER, COMP	2006	107662	1GNDV23L46D200456	3	02/19/20	3	VN	8	Y	153.06
53102475	5310	9	263	TRI-KO INC	TRANSIT BUS, 20 PASS, LIFT	2013	175591	1FDDE4FS3DDA53135	3	09/30/20	3	CU	10	N	145.24
53102384	5310	9	263	TRI-KO INC	VAN, PASSENGER, COMP	2012	147685	2C4RDBGG0CR256874	3	11/16/21	3	VN	8	Y	130.07
53102631	5310	9	263	TRI-KO INC	TRANSIT BUS, 20 PASS, LIFT	2014	150599	1FDDE4S4EDB17362	3	08/27/19	3	CU	10	N	130.24
53102633	5310	9	263	TRI-KO INC	TRANSIT BUS, 20 PASS, LIFT	2015	157758	1FDDE4FS8EDB17364	3	08/29/19	3	CU	10	N	128.10
53102632	5310	9	263	TRI-KO INC	TRANSIT BUS, 20 PASS, LIFT	2015	150883	1FDDE4F6EDB17363	3	10/01/20	3	CU	10	N	125.35
53172630	5310	9	263	TRI-KO INC	TRANSIT BUS, 20 PASS, LIFT	2015	132958	1FDDE4FSXEDB17365	3	08/28/19	3	CU	10	N	118.18
53102486	5310	9	263	TRI-KO INC	TRANSIT BUS, 20 PASS, LIFT	2013	70448	1FDDE4FS1DDA53134	3	11/16/21	3	CU	10	N	103.18
53102647	5310	5	263	TRI-KO INC	TRANSIT BUS, 20 PASS	2016	90337	1FDDE4FSXGDC21096	3	11/16/21	3	CU	10	N	96.13
53102670	5310	5	263	TRI-KO INC	VAN, PASSENGER, RAMP	2015	27967	2C7WDGBG2FR642870	3	11/16/21	3	VN	8	N	76.19

DOT Number	Program	CTD	Provider Number	Vendor	Category Description	Model Year	Meter Reading	Serial Number	Unit Condition	Inspection Date	Term	CLASS	ULB	Past ULB	Replacement Score
53103093	5310	5	263	TRI-KO, INC	TRANSIT BUS,14 PASS LIFT	2020	10294	1FDFE4FS4KDC52806	1	11/16/21	5	CU	10	N	24.12
53103094	5310	5	263	TRI-KO, INC	TRANSIT BUS,20 PASS,LIFT	2020	8854	1FDFE4FS6KDC52810	1	11/16/21	5	CU	10	N	23.54
53103092	5310	5	263	TRI-KO, INC	TRANSIT BUS,20 PASS,LIFT	2020	1032	1FDFE4FS2KDC52805	1	11/16/21	5	CU	10	N	20.41
53103193	5310	5	263	TRI-KO, INC	TRANSIT BUS,14 PASS	2021	4599	1FDFE4FN4MDC25215	1	11/16/21	5	CU	10	N	16.84
53103192	5310	5	263	TRI-KO, INC	TRANSIT BUS,14 PASS	2021	1884	1FDFE4FN2MDC25214	1	11/16/21	5	CU	10	N	15.75
53103191	5310	5	263	TRI-KO, INC	TRANSIT BUS,14 PASS	2021	1847	1FDFE4FN0MDC25213	1	11/16/21	5	CU	10	N	15.74
53092022	5311	10	264	TRI-VALLEY DEV SERV	TRANSIT BUS,20 PASS,LIFT	2007	82369	1FDXE45S17DA71689	3	11/12/21	3	CU	10	Y	137.95
53162398	5311	10	264	TRI-VALLEY DEV SERV	TRANSIT BUS,20 PASS,LIFT	2012	104421	1FDFE4FSXCDA92822	3	11/12/21	3	CU	10	Y	121.77
53162333	5311	10	264	TRI-VALLEY DEV SERV	TRANSIT BUS,20 PASS,LIFT	2011	68761	1FDFE4FS5BDA63159	3	12/09/21	3	CU	10	Y	112.50
53162522	5311	10	264	TRI-VALLEY DEV SERV	TRANSIT BUS,20 PASS,LIFT	2014	103662	1FCFE4FS7DD828872	3	11/12/21	3	CU	10	N	111.46
53162399	5311	10	264	TRI-VALLEY DEV SERV	TRANSIT BUS,20 PASS,LIFT	2012	70608	1FDFE4FS4CDA94324	3	09/28/20	3	CU	10	Y	108.24
53162440	5311	10	264	TRI-VALLEY DEV SERV	TRANSIT BUS,20 PASS,LIFT	2013	61004	1FDFE4FS5DDA59793	3	12/09/21	3	CU	10	N	99.40
53162521	5311	10	264	TRI-VALLEY DEV SERV	TRANSIT BUS,20 PASS,LIFT	2014	61049	1FDFE4FS1DD828883	3	11/12/21	3	CU	10	N	94.42
53162615	5311	10	264	TRI-VALLEY DEV SERV	TRANSIT BUS,20 PASS,LIFT	2014	56298	1FDFE4S7EDB17291	3	12/09/21	3	CU	10	N	92.52
53162616	5311	10	264	TRI-VALLEY DEV SERV	TRANSIT BUS,20 PASS,LIFT	2014	40524	1FDFE4FS9EDB17292	3	02/18/20	3	CU	10	N	86.21
53103120	5310	10	264	TRI-VALLEY DEVELOPME	VAN, PASSENGER, RAMP	2020	100	2C7WDGGBG2KR728349	1	08/01/20	5	VN	8	N	20.04
53103121	5310	10	264	TRI-VALLEY DEVELOPME	VAN, PASSENGER, RAMP	2020	100	2C7WDGGBG9KR728350	1	08/01/20	5	VN	8	N	20.04
53102963	5310	10	264	TRIVALLEY(NEWBEGINN)	VAN,WINDOW,12 PASS,LIFT	2018	34235	1FDVU4XG6KJB11996	2	11/12/21	4	VN	8	N	53.69
53102953	5310	10	264	TRIVALLEY(NEWBEGINN)	VAN,WINDOW,12 PASS,LIFT	2018	19900	1FDVU4XG8KJB11997	2	11/12/21	4	VN	8	N	47.96
53092005	5311	11	265	TWIN RIVERS DEV SUP	VAN, WINDOW, 13 PASS LIFT	2007	102119	1FDWE35SX7DA73236	2	08/21/21	4	VN	8	Y	135.85
53112200	5311	11	265	TWIN RIVERS DEV SUP	VAN, WINDOW, 13 PASS LIFT	2009	89715	1FDDE35S39DA39010	2	09/22/19	4	VN	8	Y	120.89
53112638	5311	11	265	TWIN RIVERS DEV SUP	VAN, PASSENGER, RAMP	2015	144496	2C7WDGGBG9ER456760	2	08/06/20	4	VN	8	N	112.80
53392784	5311	9	265	TWIN RIVERS DEV SUP	VAN, PASSENGER, RAMP	2016	83794	2C7WDGGBG5GR144261	1	08/30/21	5	VN	8	N	73.52
53112745	5311	10	265	TWIN RIVERS DEV SUP	TRANSIT BUS,20 PASS,LIFT	2016	40705	1FDFE4FS5GDC17277	1	08/30/21	5	CU	10	N	56.28
53112891	5311	9	265	TWIN RIVERS DEV SUP	TRANSIT BUS,14 PASS LIFT	2017	32614	1FDFE4FS6HDC61855	1	08/30/21	5	CU	10	N	48.05
53112989	5311	9	265	TWIN RIVERS DEV SUP	VAN, PASSENGER, RAMP	2018	39207	2C4RDGGBG1JR364238	1	08/30/21	5	VN	8	N	45.68
53113112	5311	9	265	TWIN RIVERS DEVELOP	VAN, WINDOW, 13 PASS LIFT	2020	239	1FDVU4XG3KK80016	1	08/30/21	5	VN	8	N	20.10
53113129	5311	9	265	TWIN RIVERS DEVELOP	VAN, PASSENGER, RAMP	2020	4497	2C7WDGGBG1KR796240	1	08/30/21	5	VN	8	N	21.80
53091361	5310	4	266	TWIN VALLEY DEV SERV	TRANSIT BUS,20 PASS,LIFT	2001	100073	1GBJG31GX11211512	3	06/17/20	3	CU	10	Y	175.03
53091686	5310	4	266	TWIN VALLEY DEV SERV	TRANSIT BUS,20 PASS	2004	134823	1FDXE45S64HA69912	3	06/16/21	3	CU	10	Y	173.93
53091746	5310	4	266	TWIN VALLEY DEV SERV	TRANSIT BUS,20 PASS,LIFT	2005	67305	1FDXE45S58HA59853	4	06/16/21	2	CU	10	Y	151.92
53092283	5310	4	266	TWIN VALLEY DEV SERV	VAN, WINDOW, 13 PASS LIFT	2010	113605	1FDEE3FS6ADA34712	3	06/16/21	3	VN	8	Y	135.44
53102583	5310	4	266	TWIN VALLEY DEV SERV	VAN, PASSENGER, RAMP	2014	147736	2C7WDGGBG4ER360633	3	06/16/21	3	VN	8	Y	129.09
53102754	5310	4	266	TWIN VALLEY DEV SERV	VAN,WINDOW,12 PASS	2016	153222	1FBZX2CG3GKA26621	3	06/16/21	3	VN	8	N	121.29
53102511	5310	4	266	TWIN VALLEY DEV SERV	VAN,PASSENGER, COMP	2013	102024	2C7WDGGBG0DR794644	3	06/16/21	3	VN	8	Y	115.81
53102584	5310	4	266	TWIN VALLEY DEV SERV	VAN, PASSENGER, RAMP	2014	75620	2C7WDGGBG6ER360634	3	06/16/21	3	VN	8	Y	100.25
53102531	5310	4	266	TWIN VALLEY DEV SERV	TRANSIT BUS,20 PASS,LIFT	2014	61139	1FDFE4FS8DD830369	3	06/16/21	3	CU	10	N	94.46
53102859	5310	4	266	TWIN VALLEY DEV SERV	VAN, PASSENGER, RAMP	2017	45515	2C7WDGGBG6HR787624	3	06/15/21	3	VN	8	N	73.21
53102858	5310	4	266	TWIN VALLEY DEV SERV	TRANSIT BUS,14 PASS LIFT	2017	22210	1FDFE4FS3HDC61859	3	06/16/21	3	CU	10	N	63.88
5307				UNIVERSITY OF KANSAS	Heavy-duty bus	1990	658837			10/18/22	1	BU	14.00	Y	423.53
5307				UNIVERSITY OF KANSAS	Heavy-duty bus	1996	532060			10/18/22	1	BU	14.00	Y	342.82
5307				UNIVERSITY OF KANSAS	Heavy-duty bus	1996	505507			10/18/22	1	BU	14.00	Y	332.20
5307				UNIVERSITY OF KANSAS	Heavy-duty bus	1996	316254			10/18/22	1	BU	14.00	Y	256.50
5307				UNIVERSITY OF KANSAS	Heavy-duty bus	1996	107824			10/18/22	1	BU	14.00	Y	173.13
5307				UNIVERSITY OF KANSAS	Heavy-duty bus	2009	229377			10/18/22	4	BU	14.00	N	156.75
5307				UNIVERSITY OF KANSAS	Heavy-duty bus	2009	204106			10/18/22	1	BU	14.00	N	146.64
5307				UNIVERSITY OF KANSAS	Heavy-duty bus	2009	200268			10/18/22	4	BU	14.00	N	145.11
5307				UNIVERSITY OF KANSAS	Heavy-duty bus	2009	188794			10/18/22	4	BU	14.00	N	140.52
5307				UNIVERSITY OF KANSAS	Heavy-duty bus	2008	153960			10/18/22	4	BU	14.00	N	131.58
5307				UNIVERSITY OF KANSAS	Heavy-duty bus	2008	149316			10/18/22	4	BU	14.00	N	129.73
5307				UNIVERSITY OF KANSAS	Heavy-duty bus	2008	145935			10/18/22	4	BU	14.00	N	128.37
5307				UNIVERSITY OF KANSAS	Heavy-duty bus	2008	141991			10/18/22	4	BU	14.00	N	126.80
5307				UNIVERSITY OF KANSAS	Heavy-duty bus	2008	134353			10/18/22	4	BU	14.00	N	123.74
5307				UNIVERSITY OF KANSAS	Heavy-duty bus	2011	167200			10/18/22	4	BU	14.00	N	121.88
5307				UNIVERSITY OF KANSAS	Heavy-duty bus	2011	164093			10/18/22	4	BU	14.00	N	120.64
5307				UNIVERSITY OF KANSAS	Heavy-duty bus	2011	161349			10/18/22	4	BU	14.00	N	119.54
5307				UNIVERSITY OF KANSAS	Heavy-duty bus	2011	156833			10/18/22	4	BU	14.00	N	117.73
5307				UNIVERSITY OF KANSAS	Heavy-duty bus	2011	155916			10/18/22	4	BU	14.00	N	117.37
5307				UNIVERSITY OF KANSAS	Heavy-duty bus	2011	146874			10/18/22	4	BU	14.00	N	113.75
5307				UNIVERSITY OF KANSAS	Heavy-duty bus	2013	127723			10/18/22	4	BU	14.00	N	96.09
5307				UNIVERSITY OF KANSAS	Heavy-duty bus	2013	126218			10/18/22	4	BU	14.00	N	95.49
5307				UNIVERSITY OF KANSAS	Heavy-duty bus	2013	123029			10/18/22	4	BU	14.00	N	94.21
5307				UNIVERSITY OF KANSAS	Heavy-duty bus	2014	124136			10/18/22	4	BU	14.00	N	89.65
5307				UNIVERSITY OF KANSAS	Heavy-duty bus	2014	115834			10/18/22	4	BU	14.00	N	86.33
5307				UNIVERSITY OF KANSAS	Heavy-duty bus	2015	117583			10/18/22	4	BU	14.00	N	82.03
5307				UNIVERSITY OF KANSAS	Heavy-duty bus	2015	112676			10/18/22	4	BU	14.00	N	80.07
5307				UNIVERSITY OF KANSAS	Heavy-duty bus	2014	94509			10/18/22	4	BU	14.00	N	77.80
5307				UNIVERSITY OF KANSAS	Heavy-duty bus	2015	96876			10/18/22	4	BU	14.00	N	73.75
5307				UNIVERSITY OF KANSAS	Heavy-duty bus	2016	101896			10/18/22	4	BU	14.00	N	70.76
5307				UNIVERSITY OF KANSAS	Heavy-duty bus	2016	98777			10/18/22	4	BU	14.00	N	69.51
5307				UNIVERSITY OF KANSAS	Heavy-duty bus	2016	87899			10/18/22	4	BU	14.00	N	65.16
5307				UNIVERSITY OF KANSAS	Heavy-duty bus	2017	88359			10/18/22	4	BU	14.00	N	60.34
5307				UNIVERSITY OF KANSAS	Heavy-duty bus	2017	82708			10/18/22	4	BU	14.00	N	58.08
5307				UNIVERSITY OF KANSAS	Heavy-duty bus	2017	79831			10/18/22	4	BU	14.00	N	56.93

DOT Number	Program	CTD	Provider Number	Vendor	Category Description	Model Year	Meter Reading	Serial Number	Unit Condition	Inspection Date	Term	CLASS	ULB	Past ULB	Replacement Score
	5307			UNIVERSITY OF KANSAS	Heavy-duty bus	2018	73298			10/18/22	4	BU	14.00	N	49.32
	5307			UNIVERSITY OF KANSAS	Heavy-duty bus	2018	71803			10/18/22	4	BU	14.00	N	48.72
	5307			UNIVERSITY OF KANSAS	Heavy-duty bus	2018	70480			10/18/22	4	BU	14.00	N	48.19
	5307			UNIVERSITY OF KANSAS	Heavy-duty bus	2019	53112			10/18/22	5	BU	14.00	N	36.24
	5307			UNIVERSITY OF KANSAS	Heavy-duty bus	2019	50787			10/18/22	5	BU	14.00	N	35.31
	5307			UNIVERSITY OF KANSAS	Heavy-duty bus	2019	38062			10/18/22	5	BU	14.00	N	30.22
	5307			UNIVERSITY OF KANSAS	Heavy-duty bus	2020	31870			10/18/22	5	BU	14.00	N	22.75
	5307			UNIVERSITY OF KANSAS	Heavy-duty bus	2020	28663			10/18/22	5	BU	14.00	N	21.47
	5307			UNIVERSITY OF KANSAS	Heavy-duty bus	2020	27007			10/18/22	5	BU	14.00	N	20.80
	5307			UNIVERSITY OF KANSAS	Heavy-duty bus	2022	0			Arriving this week!	5	BU	14.00	N	0.00
	5307			UNIVERSITY OF KANSAS	Heavy-duty bus	2022	0			Arriving this week!	5	BU	14.00	N	0.00
	5307			UNIVERSITY OF KANSAS	Heavy-duty bus	2022	0			Arriving this week!	5	BU	14.00	N	0.00
53112935	5311	5	267	WABAUNSEE COUNTY	VAN,WINDOW,12 PASS	2018	94773	1FDVU4XG7JKB11991	3	05/24/22	3	VN	8	N	87.91
53112920	5311	5	267	WABAUNSEE COUNTY	TRANSIT BUS,14 PASS LIFT	2017	117007	1FDZX2CG8HKB28800	1	03/22/22	5	CU	10	N	81.80

## **TRANSIT FACILITY REVIEW: Coffey County Transportation**

**DATE:** July 27<sup>th</sup>, 2022

**REVIEWER:** Rene Hart, KDOT

### **INTRODUCTION:**

Rene Hart, KDOT, visited Coffey County Transportation's Administrative and Storage Facility at 10:00 a.m. on July 27<sup>th</sup>, 2022. Brittany Hawkins, in Kara Reynold's absence, provided a full tour of the facility, however only the federally funded additions of the facility were rated. Brittany was able to answer the questions asked during the review. There was follow up conversation with Kara Reynolds pertaining to Fire Protection (see attached emails), which addressed all concerns.

**Year Built:** 2021

**Administration and Vehicle Storage Addition - Area:** 3,040 square feet

**2018 TERM Score:** N/A

*Figure 1: Coffey County Facility (Photo: KDOT)*



### **ADMINISTRATIVE & MAINTENANCE FACILITIES:**

**Administrative Facilities** - Administrative facilities are typically offices that house management and supporting activities for overall transit operations such as accounting, finance, engineering, legal, safety, security, customer services, scheduling, and planning. They also include facilities for customer information or ticket sales, but that are not part of any passenger station.

**Maintenance Facilities** - Maintenance facilities are those where routine maintenance and repairs or heavy maintenance or unit rebuilds are conducted. Agencies must not report maintenance facilities where third-party vendors perform services, such as a local gasoline service or body shop. Note that characterizing a facility as one maintenance facility type over another will not alter the maintenance and administrative facility performance measure. For extensive list and definitions of maintenance facility types visit the NTD glossary.

## Transit Asset Management (TAM) Facilities Scorecard:

Facility condition assessments reported to the NTD have one overall TERM rating per facility. This rating is a value from 1 (poor) to 5 (brand new) and will cover all components of a facility (HVAC, roof, plumbing, office space, etc.).

Facility targets are based on FTA's TERM scale of asset condition, which is an index of inspections of each system included in the building. Scores for each category will be combined and averaged, and the result rounded to the nearest whole number. Refer to the table below for descriptions of the scores, as well as Coffey County's completed facility scorecard.

Rating	Condition	Description
5	Excellent	No visible defects, new or near new condition, may still be under warranty if applicable
4	Good	Good condition, but no longer new, may be slightly defective or deteriorated, but is overall functional
3	Adequate	Moderately deteriorated or defective; but has not exceeded useful life
2	Marginal	Defective or deteriorated in need of replacement; exceeded useful life
1	Poor	Critically damaged or in need of immediate repair; well past useful life

Primary Category	Secondary Category	Excellent (5)	Good (4)	Adequate (3)	Marginal (2)	Poor (1)
Substructure	Foundations	X				
	Walls	X				
	Columns	X				
	Pilings	N/A				
	Basement	N/A				
	Materials	X				
	Insulation	X				
	Slab	X				
	Floor Underpinnings	X				
<b>Notes:</b> No Comments.						

Primary Category	Secondary Category	Excellent (5)	Good (4)	Adequate (3)	Marginal (2)	Poor (1)
Shell	Superstructure/ Structural Frame	X				
	Columns	X				
	Pillars	X				
	Walls	X				
	Roof	X				
	Roof Surface	X				
	Gutters	X				
	Eaves	X				
	Skylights	N/A				
	Chimney Surrounds	N/A				
	Exterior	X				
	Windows	X				
	Doors	X				
	All Finishes (Paint, Masonry)	X				
	Shell Appurtenances	X				
	Balconies	N/A				
	Fire Escapes	N/A				
	Gutters	X				
Downspouts	X					
<b>Notes:</b> No comments.						

Primary Category	Secondary Category	Excellent (5)	Good (4)	Adequate (3)	Marginal (2)	Poor (1)
Interiors	Partitions	N/A				
	Walls	X				
	Interior Doors	X				
	Fittings	X				
	Signage	X				
	Stairs	N/A				
	Interior Stairs	N/A				
	Landings	N/A				
	Finishes	X				
	Materials used on walls, floors, and ceilings	X				
<b>Notes:</b> No comments.						

Figure 2: Staff Kitchen (Photo: KDOT)



Figure 3: Staff Facilities (Photo: KDOT)





Primary Category	Secondary Category	Excellent (5)	Good (4)	Adequate (3)	Marginal (2)	Poor (1)
Conveyance	Elevators	N/A				
	Escalators	N/A				
	Lifts	N/A				
<b>Notes:</b> The Coffey County Facility is one story slab on grade with no elevators, escalators or lifts.						

Primary Category	Secondary Category	Excellent (5)	Good (4)	Adequate (3)	Marginal (2)	Poor (1)
Plumbing	Fixtures	X				
	Water Distribution	X				
	Sanitary Waste	X				
	Rainwater Drainage	X				
<b>Notes:</b> No Comments.						


Primary Category	Secondary Category	Excellent (5)	Good (4)	Adequate (3)	Marginal (2)	Poor (1)
HVAC	Energy Supply	X				
	Heat Generation and Distribution System	X				
	Cooling Generation and Distribution System	X				
	Testing, Balancing, Controls, and Instrumentation	X				
	Chimneys	N/A				
	Vents	X				
<b>Notes:</b> No Comments.						

Figure 4: Facility HVAC (Photo: KDOT)



Primary Category	Secondary Category	Excellent (5)	Good (4)	Adequate (3)	Marginal (2)	Poor (1)
Fire Protection	Sprinklers	N/A				
	Standpipes	N/A				
	Hydrants and other fire protection specialties	X				
<b>Notes:</b> The Coffey County Facility does not have a sprinkler system in the Maintenance or Administrative facility. Numerous industrial-sized fire extinguishers are placed throughout the facility and are well marked. These extinguishers are tested at least annually.						

Figure 5 & 6: Fire Extinguisher Locations (Photos: KDOT)



Primary Category	Secondary Category	Excellent (5)	Good (4)	Adequate (3)	Marginal (2)	Poor (1)
Electrical	Electrical Service and Distribution	X				
	Lighting and Branch Wiring (Interior and Exterior)	X				
	Communications and security	X				
	Other electrical system-related pieces such as lightning protection, generators, and emergency lighting	X				
<b>Notes:</b> No comments.						

Primary Category	Secondary Category	Excellent (5)	Good (4)	Adequate (3)	Marginal (2)	Poor (1)
Equipment	Equipment related to the function of the facility, including maintenance or vehicle service equipment – does not include supplies		X			
<b>Notes:</b> No Comments.						

Primary Category	Secondary Category	Excellent (5)	Good (4)	Adequate (3)	Marginal (2)	Poor (1)
Site	Roadways/driveways and associated signage, markings, and equipment	X				
	Parking lots and associated signage, markings, and equipment	X				
	Pedestrian areas and associated signage, marking, and equipment	X				
	Site Development such as fences, walls, and structures	X				
	Landscaping	X				
	Irrigation	N/A				
	Site Utilities	N/A				
<b>Notes:</b> The driveway and parking lot of the facility is showing concrete wear that is consistent with its use and age.						

## **TERM Score Summary:**

The result of the 2022 facility inspection for the Coffey County Administrative and Vehicle Storage Facilities are as follows:

**2022 TERM Score: (5.0)**

## **TRANSIT FACILITY REVIEW: Access Transportation, DSNWK**

**DATE:** July 19<sup>th</sup>, 2022

**REVIEWER:** Sarah Frost, TranSystems

### **INTRODUCTION:**

TranSystems staff visited DSNWK's Administrative, and Maintenance Facility located in Hays, Kansas at 9:30 am on July 19<sup>th</sup>, 2022. Wade Kruse and Rod Windholz provided a full tour of the facility and answered all questions that were asked during the review. DSNWK's annual facility inspection is attached.

**Year Built:** 2005

**Administration Area:** 2,963 square feet

**Mechanical and Vehicle Storage Area:** 14,353 square feet

**2018 TERM Score:** 5.0

*Figure 1: DSNWK's Administration and Maintenance Facility (Photo: TranSystems)*



### **ADMINISTRATIVE & MAINTENANCE FACILITIES:**

**Administrative Facilities** - Administrative facilities are typically offices that house management and supporting activities for overall transit operations such as accounting, finance, engineering, legal, safety, security, customer services, scheduling, and planning. They also include facilities for customer information or ticket sales, but that are not part of any passenger station.

**Maintenance Facilities** - Maintenance facilities are those where routine maintenance and repairs or heavy maintenance or unit rebuilds are conducted. Agencies must not report maintenance facilities where third-party vendors perform services, such as a local gasoline service or body shop. Note that characterizing a facility as one maintenance facility type over another will not alter the maintenance and administrative facility performance measure. For extensive list and definitions of maintenance facility types visit the NTD glossary.

## Transit Asset Management (TAM) Facilities Scorecard:

Facility condition assessments reported to the NTD have one overall TERM rating per facility. This rating is a value from 1 (poor) to 5 (brand new) and will cover all components of a facility (HVAC, roof, plumbing, office space, etc.).

Facility targets are based on FTA's TERM scale of asset condition, which is an index of inspections of each system included in the building. Scores for each category will be combined and averaged, and the result rounded to the nearest whole number. Refer to the table below for descriptions of the scores, as well as DSNWK's completed facility scorecard.

Rating	Condition	Description
5	Excellent	No visible defects, new or near new condition, may still be under warranty if applicable
4	Good	Good condition, but no longer new, may be slightly defective or deteriorated, but is overall functional
3	Adequate	Moderately deteriorated or defective; but has not exceeded useful life
2	Marginal	Defective or deteriorated in need of replacement; exceeded useful life
1	Poor	Critically damaged or in need of immediate repair; well past useful life

Primary Category	Secondary Category	Excellent (5)	Good (4)	Adequate (3)	Marginal (2)	Poor (1)
Substructure	Foundations		X			
	Walls		X			
	Columns		X			
	Pilings		X			
	Basement	N/A				
	Materials		X			
	Insulation		X			
	Slab		X			
	Floor Underpinnings		X			
<b>Notes:</b> No Comments.						

Figure 2: Conference/Meeting Space  
(Photo: TranSystems)



Figure 3: Break Room Space  
(Photo: TranSystems)



Primary Category	Secondary Category	Excellent (5)	Good (4)	Adequate (3)	Marginal (2)	Poor (1)
Shell	Superstructure/ Structural Frame		X			
	Columns		X			
	Pillars		X			
	Walls		X			
	Roof		X			
	Roof Surface		X			
	Gutters		X			
	Eaves		X			
	Skylights	N/A				
	Chimney Surrounds	N/A				
	Exterior		X			
	Windows		X			
	Doors		X			
	All Finishes (Paint, Masonry)		X			
	Shell Appurtenances		X			
Balconies	N/A					



Primary Category	Secondary Category	Excellent (5)	Good (4)	Adequate (3)	Marginal (2)	Poor (1)
Shell	Fire Escapes	N/A				
	Gutters		X			
	Downspouts		X			
<b>Notes:</b> No comments.						

Figure 4: Exterior of Vehicle Storage Door Example (Photo: TranSystems)



Primary Category	Secondary Category	Excellent (5)	Good (4)	Adequate (3)	Marginal (2)	Poor (1)
Interiors	Partitions		X			
	Walls		X			
	Interior Doors		X			
	Fittings		X			
	Signage		X			
	Stairs	N/A				
	Interior Stairs	N/A				
	Landings	N/A				
	Finishes		X			

Primary Category	Secondary Category	Excellent (5)	Good (4)	Adequate (3)	Marginal (2)	Poor (1)
Interiors	Materials used on walls, floors, and ceilings		X			
<b>Notes:</b> No comments.						

Primary Category	Secondary Category	Excellent (5)	Good (4)	Adequate (3)	Marginal (2)	Poor (1)
Conveyance	Elevators	N/A				
	Escalators	N/A				
	Lifts	N/A				
<b>Notes:</b> The DSNWK Facility is one story slab on grade with no elevators, escalators or lifts.						

Primary Category	Secondary Category	Excellent (5)	Good (4)	Adequate (3)	Marginal (2)	Poor (1)
Plumbing	Fixtures		X			
	Water Distribution		X			
	Sanitary Waste		X			
	Rainwater Drainage		X			
<b>Notes:</b> No Comments.						

Primary Category	Secondary Category	Excellent (5)	Good (4)	Adequate (3)	Marginal (2)	Poor (1)
HVAC	Energy Supply		X			
	Heat Generation and Distribution System		X			
	Cooling Generation and Distribution System		X			
	Testing, Balancing, Controls, and Instrumentation		X			
	Chimneys		X			
	Vents		X			
<b>Notes:</b> No Comments.						

Figures 5 & 6: HVAC and Extinguisher Examples (Photos: TranSystems)



Primary Category	Secondary Category	Excellent (5)	Good (4)	Adequate (3)	Marginal (2)	Poor (1)
Fire Protection	Sprinklers	N/A				
	Standpipes	N/A				
	Hydrants and other fire protection specialties		X			
<b>Notes:</b> The DSNWK facility does not have a sprinkler system in the Maintenance or Administrative facility. Numerous industrial-sized fire extinguishers are placed throughout the facility and are well marked. These extinguishers are tested at least annually.						

Primary Category	Secondary Category	Excellent (5)	Good (4)	Adequate (3)	Marginal (2)	Poor (1)
Electrical	Electrical Service and Distribution		X			
	Lighting and Branch Wiring (Interior and Exterior)		X			
	Communications and security		X			
	Other electrical system-related pieces such as lightning protection, generators, and emergency lighting		X			
<b>Notes:</b> No comments.						

Primary Category	Secondary Category	Excellent (5)	Good (4)	Adequate (3)	Marginal (2)	Poor (1)
Equipment	Equipment related to the function of the facility, including maintenance or vehicle service equipment – does not include supplies		X			
<b>Notes:</b> No Comments.						

Primary Category	Secondary Category	Excellent (5)	Good (4)	Adequate (3)	Marginal (2)	Poor (1)
Site	Roadways/driveways and associated signage, markings, and equipment		X			
	Parking lots and associated signage, markings, and equipment		X			
	Pedestrian areas and associated signage, marking, and equipment		X			
	Site Development such as fences, walls, and structures		X			
	Landscaping		X			
	Irrigation		X			
	Site Utilities		X			
<p><b>Notes:</b>  The driveway and parking lot of the facility is showing concrete wear that is consistent with its use and age.</p>						

Figure 7: Signage Example (Photo: TranSystems)



*Figures 8 & 9: Concrete Wear Examples Surrounding Facility (Photos: TranSystems)  
(Location: West of Maintenance Facility)*



### **TERM Score Summary:**

The result of the 2022 independent facility inspection for the DSNWK Administrative and Maintenance Facilities are as follows:

**2022 TERM Score: (4.0)**

## **TRANSIT FACILITY REVIEW: Finney County Transit (FCT)**

**DATE:** July 18<sup>th</sup>, 2022

**REVIEWER:** Sarah Frost, TranSystems

### **INTRODUCTION:**

TranSystems staff visited Finney County Transit's (FCT) Administrative, and Maintenance Facility located in Garden City, Kansas at 1:00 pm on July 18<sup>th</sup>, 2022. Abigail Powell provided a full tour of the facility and answered all questions that were asked during the review. FCT's annual facility inspection is attached.

**Year Built:** 2009

**Administration Area:** 2,111 square feet

Mechanical and Vehicle Storage Area: 10,057 square feet

**2018 TERM Score:** 5.0

*Figure 1: Finney County Administration and Maintenance Facility (Photo: TranSystems)*



### **ADMINISTRATIVE & MAINTENANCE FACILITIES:**

**Administrative Facilities** - Administrative facilities are typically offices that house management and supporting activities for overall transit operations such as accounting, finance, engineering, legal, safety, security, customer services, scheduling, and planning. They also include facilities for customer information or ticket sales, but that are not part of any passenger station.

**Maintenance Facilities** - Maintenance facilities are those where routine maintenance and repairs or heavy maintenance or unit rebuilds are conducted. Agencies must not report maintenance facilities where third-party vendors perform services, such as a local gasoline service or body shop. Note that characterizing a facility as one maintenance facility type over another will not alter the maintenance and administrative facility performance measure. For extensive list and definitions of maintenance facility types visit the NTD glossary.

## Transit Asset Management (TAM) Facilities Scorecard:

Facility condition assessments reported to the NTD have one overall TERM rating per facility. This rating is a value from 1 (poor) to 5 (brand new) and will cover all components of a facility (HVAC, roof, plumbing, office space, etc.).

Facility targets are based on FTA's TERM scale of asset condition, which is an index of inspections of each system included in the building. Scores for each category will be combined and averaged, and the result rounded to the nearest whole number. Refer to the table below for descriptions of the scores, as well as FCT's completed facility scorecard.

Rating	Condition	Description
5	Excellent	No visible defects, new or near new condition, may still be under warranty if applicable
4	Good	Good condition, but no longer new, may be slightly defective or deteriorated, but is overall functional
3	Adequate	Moderately deteriorated or defective; but has not exceeded useful life
2	Marginal	Defective or deteriorated in need of replacement; exceeded useful life
1	Poor	Critically damaged or in need of immediate repair; well past useful life

Primary Category	Secondary Category	Excellent (5)	Good (4)	Adequate (3)	Marginal (2)	Poor (1)
Substructure	Foundations		X			
	Walls		X			
	Columns		X			
	Pilings		X			
	Basement	N/A				
	Materials		X			
	Insulation		X			
	Slab		X			
	Floor Underpinnings		X			
<b>Notes:</b> No Comments.						



Primary Category	Secondary Category	Excellent (5)	Good (4)	Adequate (3)	Marginal (2)	Poor (1)
Shell	Superstructure/ Structural Frame		X			
	Columns		X			
	Pillars		X			
	Walls		X			
	Roof		X			
	Roof Surface		X			
	Gutters		X			
	Eaves		X			
	Skylights	N/A				
	Chimney Surrounds	N/A				
	Exterior		X			
	Windows		X			
	Doors		X			
	All Finishes (Paint, Masonry)		X			
	Shell Appurtenances		X			
	Balconies	N/A				
	Fire Escapes	N/A				
	Gutters		X			
	Downspouts		X			
<b>Notes:</b> No comments.						

Primary Category	Secondary Category	Excellent (5)	Good (4)	Adequate (3)	Marginal (2)	Poor (1)
Interiors	Partitions		X			
	Walls		X			
	Interior Doors		X			
	Fittings		X			
	Signage		X			
	Stairs	N/A				
	Interior Stairs	N/A				
	Landings	N/A				
	Finishes		X			
	Materials used on walls, floors, and ceilings		X			
<b>Notes:</b> No comments.						

Figure 2: Dispatching Space  
(Photo: TranSystems)



Figure 3: Conference/Meeting Space  
(Photo: TranSystems)



Primary Category	Secondary Category	Excellent (5)	Good (4)	Adequate (3)	Marginal (2)	Poor (1)
Conveyance	Elevators	N/A				
	Escalators	N/A				
	Lifts	N/A				
<b>Notes:</b> The Finney County Transit Facility is one story slab on grade with no elevators, escalators or lifts.						

Primary Category	Secondary Category	Excellent (5)	Good (4)	Adequate (3)	Marginal (2)	Poor (1)
Plumbing	Fixtures		X			
	Water Distribution		X			
	Sanitary Waste		X			
	Rainwater Drainage		X			
<b>Notes:</b> No Comments.						

Primary Category	Secondary Category	Excellent (5)	Good (4)	Adequate (3)	Marginal (2)	Poor (1)
HVAC	Energy Supply		X			
	Heat Generation and Distribution System		X			
	Cooling Generation and Distribution System		X			
	Testing, Balancing, Controls, and Instrumentation		X			
	Chimneys		X			
	Vents		X			
<b>Notes:</b> No Comments.						

Figures 4 - 6: HVAC, Utility & Extinguisher Examples (Photos: TranSystems)



Primary Category	Secondary Category	Excellent (5)	Good (4)	Adequate (3)	Marginal (2)	Poor (1)
Fire Protection	Sprinklers	N/A				
	Standpipes	N/A				
	Hydrants and other fire protection specialties		X			
<b>Notes:</b> The FCT facility does not have a sprinkler system in the Maintenance or Administrative facility. Numerous industrial-sized fire extinguishers are placed throughout the facility and are well marked. These extinguishers are tested at least annually.						

Primary Category	Secondary Category	Excellent (5)	Good (4)	Adequate (3)	Marginal (2)	Poor (1)
Electrical	Electrical Service and Distribution		X			
	Lighting and Branch Wiring (Interior and Exterior)		X			
	Communications and security		X			
	Other electrical system-related pieces such as lightning protection, generators, and emergency lighting		X			
<b>Notes:</b> No comments.						

Primary Category	Secondary Category	Excellent (5)	Good (4)	Adequate (3)	Marginal (2)	Poor (1)
Equipment	Equipment related to the function of the facility, including maintenance or vehicle service equipment – does not include supplies		X			
<b>Notes:</b> No Comments.						

Primary Category	Secondary Category	Excellent (5)	Good (4)	Adequate (3)	Marginal (2)	Poor (1)
Site	Roadways/driveways and associated signage, markings, and equipment		X			
	Parking lots and associated signage, markings, and equipment		X			
	Pedestrian areas and associated signage, marking, and equipment		X			
	Site Development such as fences, walls, and structures		X			
	Landscaping		X			
	Irrigation		X			
	Site Utilities		X			
<p><b>Notes:</b> The driveway and parking lot of the facility is showing concrete wear that is consistent with its use and age.</p>						

Figure 7: Facility Lobby Area (Photo: TranSystems)



Figures 8 – 9: Concrete Wear Examples Surrounding Facility (Photos: TranSystems)



### **TERM Score Summary:**

The result of the 2022 independent facility inspection for the FCT Administrative and Maintenance Facilities are as follows:

**2022 TERM Score: (4.0)**

## **TRANSIT FACILITY REVIEW: Flint Hills Area Transportation Agency (FHATA)**

**DATE:** July 25<sup>th</sup>, 2022

**REVIEWER:** Jon Moore, TranSystems

### **INTRODUCTION:**

TranSystems staff visited Flint Hills Area Transportation Agency's (FHATA) Administrative, and Maintenance Facility located in Manhattan, Kansas at 10:00 am on July 25<sup>th</sup>, 2022. Anne Smith provided a full tour of the facility and answered all questions that were asked during the review. FHATA's annual facility inspection is attached.

**Year Built:** 2013

**Administration and Maintenance Area:** 11,250 square feet

**2018 TERM Score:** 4.0

*Figure 1: FHATA Facility (Photo: TranSystems)*



### **ADMINISTRATIVE & MAINTENANCE FACILITIES:**

**Administrative Facilities** - Administrative facilities are typically offices that house management and supporting activities for overall transit operations such as accounting, finance, engineering, legal, safety, security, customer services, scheduling, and planning. They also include facilities for customer information or ticket sales, but that are not part of any passenger station.

**Maintenance Facilities** - Maintenance facilities are those where routine maintenance and repairs or heavy maintenance or unit rebuilds are conducted. Agencies must not report maintenance facilities where third-party vendors perform services, such as a local gasoline service or body shop. Note that characterizing a facility as one maintenance facility type over another will not alter the maintenance and administrative facility performance measure. For extensive list and definitions of maintenance facility types visit the NTD glossary.



## Transit Asset Management (TAM) Facilities Scorecard:

Facility condition assessments reported to the NTD have one overall TERM rating per facility. This rating is a value from 1 (poor) to 5 (brand new) and will cover all components of a facility (HVAC, roof, plumbing, office space, etc.).

Facility targets are based on FTA's TERM scale of asset condition, which is an index of inspections of each system included in the building. Scores for each category will be combined and averaged, and the result rounded to the nearest whole number. Refer to the table below for descriptions of the scores, as well as FHATA's completed facility scorecard.

Rating	Condition	Description
5	Excellent	No visible defects, new or near new condition, may still be under warranty if applicable
4	Good	Good condition, but no longer new, may be slightly defective or deteriorated, but is overall functional
3	Adequate	Moderately deteriorated or defective; but has not exceeded useful life
2	Marginal	Defective or deteriorated in need of replacement; exceeded useful life
1	Poor	Critically damaged or in need of immediate repair; well past useful life

Primary Category	Secondary Category	Excellent (5)	Good (4)	Adequate (3)	Marginal (2)	Poor (1)
Substructure	Foundations		X			
	Walls		X			
	Columns		X			
	Pilings		X			
	Basement	N/A				
	Materials		X			
	Insulation		X			
	Slab		X			
	Floor Underpinnings		X			

**Notes:**

Some interior and exterior insulation was exposed. Anne Smith confirmed this repair work was identified as a priority and would be fixed soon thereafter.

Figure 2: Exposed Insulation Example (Southwest Exterior) (Photo: TranSystems)



Primary Category	Secondary Category	Excellent (5)	Good (4)	Adequate (3)	Marginal (2)	Poor (1)
Shell	Superstructure/ Structural Frame		X			
	Columns		X			
	Pillars		X			
	Walls		X			
	Roof		X			
	Roof Surface		X			
	Gutters		X			
	Eaves		X			
	Skylights	N/A				
	Chimney Surrounds	N/A				
	Exterior		X			
	Windows		X			

Primary Category	Secondary Category	Excellent (5)	Good (4)	Adequate (3)	Marginal (2)	Poor (1)
Shell	Doors		X			
	All Finishes (Paint, Masonry)		X			
	Shell Appurtenances		X			
	Balconies	N/A				
	Fire Escapes	N/A				
	Gutters		X			
	Downspouts		X			
<b>Notes:</b> No comments.						

Primary Category	Secondary Category	Excellent (5)	Good (4)	Adequate (3)	Marginal (2)	Poor (1)
Interiors	Partitions		X			
	Walls		X			
	Interior Doors		X			
	Fittings		X			
	Signage		X			
	Stairs		X			
	Interior Stairs		X			
	Landings		X			
	Finishes		X			
	Materials used on walls, floors, and ceilings		X			
<b>Notes:</b> New carpet replacement is expected soon throughout administrative space.						

Figure 3: RTAP Training Course in Multi-Purpose Conference Room (Photo: TranSystems)



Primary Category	Secondary Category	Excellent (5)	Good (4)	Adequate (3)	Marginal (2)	Poor (1)
Conveyance	Elevators	N/A				
	Escalators	N/A				
	Lifts	N/A				
<b>Notes:</b> The Flint Hills ATA Facility is one story slab on grade with no elevators, escalators or lifts.						

Primary Category	Secondary Category	Excellent (5)	Good (4)	Adequate (3)	Marginal (2)	Poor (1)
Plumbing	Fixtures		X			
	Water Distribution		X			
	Sanitary Waste		X			
	Rainwater Drainage		X			
<b>Notes:</b> No Comments.						

Primary Category	Secondary Category	Excellent (5)	Good (4)	Adequate (3)	Marginal (2)	Poor (1)
HVAC	Energy Supply		X			
	Heat Generation and Distribution System		X			
	Cooling Generation and Distribution System		X			
	Testing, Balancing, Controls, and Instrumentation		X			
	Chimneys		X			
	Vents		X			
<b>Notes:</b> No Comments.						

Primary Category	Secondary Category	Excellent (5)	Good (4)	Adequate (3)	Marginal (2)	Poor (1)
Fire Protection	Sprinklers		X			
	Standpipes		X			
	Hydrants and other fire protection specialties		X			
<b>Notes:</b> The FHATA facility does have a sprinkler system in the Maintenance or Administrative facility. Numerous industrial-sized fire extinguishers are placed throughout the facility and are well marked. These extinguishers are tested at least annually.						

Figure 4 & 5: Sprinkler System Shutoff and Fire Extinguisher Example (Photos: TranSystems)



Primary Category	Secondary Category	Excellent (5)	Good (4)	Adequate (3)	Marginal (2)	Poor (1)
Electrical	Electrical Service and Distribution		X			
	Lighting and Branch Wiring (Interior and Exterior)		X			
	Communications and security		X			
	Other electrical system-related pieces such as lightning protection, generators, and emergency lighting		X			
<b>Notes:</b> No comments.						

Primary Category	Secondary Category	Excellent (5)	Good (4)	Adequate (3)	Marginal (2)	Poor (1)
Equipment	Equipment related to the function of the facility, including maintenance or vehicle service equipment – does not include supplies		X			
<b>Notes:</b> No Comments.						

Primary Category	Secondary Category	Excellent (5)	Good (4)	Adequate (3)	Marginal (2)	Poor (1)
Site	Roadways/driveways and associated signage, markings, and equipment		X			
	Parking lots and associated signage, markings, and equipment			X		
	Pedestrian areas and associated signage, marking, and equipment		X			
	Site Development such as fences, walls, and structures		X			
	Landscaping		X			
	Irrigation		X			
	Site Utilities		X			
<p><b>Notes:</b>  The driveway and parking lot of the facility is showing concrete wear that is consistent with its use and age.</p>						


Figure 6: Main Entrance to Facility and Signage Example (Photo: TranSystems)



Figures 7 – 9: Concrete Wear Examples Surrounding Facility (Photos: TranSystems)  
(Location: West of Maintenance Facility)



(Location: Flagpole base)



(Location: South of Main Entrance)



## TERM Score Summary:

The result of the 2022 independent facility inspection for the FHATA Administrative and Maintenance Facilities are as follows:

**2022 TERM Score: (4.0)**



## TRANSIT FACILITY REVIEW: OCCK, Inc.

**DATE:** July 19<sup>th</sup>, 2022

**REVIEWER:** Sarah Frost, TranSystems

### INTRODUCTION:

TranSystems staff visited OCCK, Inc.'s Administrative, and Maintenance Facility located in Salina, Kansas at 1:30 pm on July 19<sup>th</sup>, 2022. Trell Grinter and Tony Pollock provided a full tour of the facility and answered all questions that were asked during the review. OCCK's annual facility inspection is attached.

**Year Built:** Administration and Maintenance Area: 1940's, Renovated in 2004, 2005, Second Floor Renovation 2016, Paint and Wash Bays, 2011, Vehicle Storage and restrooms, 2021.

**Administration Area:** Approximately 5,000 square feet

**Mechanical and Vehicle Storage Area:** 13,150 square feet

**Vehicle Storage Area – 2022:** Approximately 17,000 square feet

**2018 TERM Score:** 4.0

**Note:** Some ratings varied between the Administrative and Maintenance Areas. These are denoted in the ratings tables with "A" and "M" respectively, or an "X" if both scored the same. The ratings for the newly constructed facility is denoted with a "V".

### ADMINISTRATIVE & MAINTENANCE FACILITIES:

#### Administrative Facilities –

Administrative facilities are typically offices that house management and supporting activities for overall transit operations such as accounting, finance, engineering, legal, safety, security, customer services, scheduling, and planning. They also include facilities for customer information or ticket sales, but that are not part of any passenger station.

#### Maintenance Facilities –

Maintenance facilities are those where routine maintenance and repairs or heavy maintenance or unit rebuilds are conducted. Agencies must not report maintenance facilities where third-party vendors perform services, such as a local gasoline service or body shop. Note that characterizing a facility as one maintenance facility type over another will not alter the maintenance and administrative facility performance measure. For extensive list and definitions of maintenance facility types visit the NTD glossary.

*Figure 1: OCCK, Inc. Administration and Maintenance Facility (Photo: TranSystems)*



## Transit Asset Management (TAM) Facilities Scorecard:


Facility condition assessments reported to the NTD have one overall TERM rating per facility. This rating is a value from 1 (poor) to 5 (brand new) and will cover all components of a facility (HVAC, roof, plumbing, office space, etc.).

Facility targets are based on FTA's TERM scale of asset condition, which is an index of inspections of each system included in the building. Scores for each category will be combined and averaged, and the result rounded to the nearest whole number. Refer to the table below for descriptions of the scores, as well as OCK, Inc.'s completed facility scorecard.

Rating	Condition	Description
5	Excellent	No visible defects, new or near new condition, may still be under warranty if applicable
4	Good	Good condition, but no longer new, may be slightly defective or deteriorated, but is overall functional
3	Adequate	Moderately deteriorated or defective; but has not exceeded useful life
2	Marginal	Defective or deteriorated in need of replacement; exceeded useful life
1	Poor	Critically damaged or in need of immediate repair; well past useful life

Primary Category	Secondary Category	Excellent (5)	Good (4)	Adequate (3)	Marginal (2)	Poor (1)
Substructure	Foundations	V		X		
	Walls	V		X		
	Columns	V		X		
	Pilings	V		X		
	Basement	N/A				
	Materials	V		X		
	Insulation	V		X		
	Slab	V		X		
	Floor Underpinnings	V		X		
<b>Notes:</b> No Comments.						

Figure 2: Exterior of Vehicle Storage Door Example (Photo: TranSystems)



Primary Category	Secondary Category	Excellent (5)	Good (4)	Adequate (3)	Marginal (2)	Poor (1)
Shell	Superstructure/ Structural Frame	V		X		
	Columns	V		X		
	Pillars	V		X		
	Walls	V		X		
	Roof	X, V				
	Roof Surface	X, V				
	Gutters	X, V				
	Eaves	X, V				
	Skylights	N/A				
	Chimney Surrounds	N/A				
	Exterior	V	A	M		
	Windows	V	A	M		
	Doors	V	A	M		
	All Finishes (Paint, Masonry)	V	A	M		
	Shell Appurtenances	N/A				
Balconies	N/A					

Primary Category	Secondary Category	Excellent (5)	Good (4)	Adequate (3)	Marginal (2)	Poor (1)
Shell	Fire Escapes	N/A				
	Gutters	V	X			
	Downspouts	V	X			
<b>Notes:</b> The roof was replaced in 2017.						

Primary Category	Secondary Category	Excellent (5)	Good (4)	Adequate (3)	Marginal (2)	Poor (1)
Interiors	Partitions	A, V	M			
	Walls	A, V	M			
	Interior Doors	A, V	M			
	Fittings	A, V	M			
	Signage	A, V				
	Stairs	A, V				
	Interior Stairs	A, V				
	Landings	N/A				
	Finishes	A, V	M			
	Materials used on walls, floors, and ceilings	A, V	M			
<b>Notes:</b> No comments.						

Figures 3 & 4: Conference Room & Lobby Areas (Photo: TranSystems)



Primary Category	Secondary Category	Excellent (5)	Good (4)	Adequate (3)	Marginal (2)	Poor (1)
Conveyance	Elevators	V		X		
	Escalators	N/A				
	Lifts	N/A				
<b>Notes:</b> The OCCK, Inc. facility is a two story on slab with a freight elevator. The newly completed facility's elevator was recently installed in 2022, following the 2021 completion of the larger facility addition, seen in the figure below.						

Figure 5: Elevator Example (Photo: TranSystems)



Primary Category	Secondary Category	Excellent (5)	Good (4)	Adequate (3)	Marginal (2)	Poor (1)
Plumbing	Fixtures	A, V		M		
	Water Distribution	A, V		M		
	Sanitary Waste	A, V		M		
	Rainwater Drainage	V	X			
<b>Notes:</b> No Comments.						

Primary Category	Secondary Category	Excellent (5)	Good (4)	Adequate (3)	Marginal (2)	Poor (1)
HVAC	Energy Supply	X, V				
	Heat Generation and Distribution System	X, V				
	Cooling Generation and Distribution System	X, V				
	Testing, Balancing, Controls, and Instrumentation	X, V				
	Chimneys	X, V				
	Vents	X, V				
<b>Notes:</b> No Comments.						

Primary Category	Secondary Category	Excellent (5)	Good (4)	Adequate (3)	Marginal (2)	Poor (1)
Fire Protection	Sprinklers	V				
	Standpipes	N/A				
	Hydrants and other fire protection specialties	X, V				
<b>Notes:</b> The OCCK, Inc. facility does not have a sprinkler system in the Maintenance or Administrative facility. Numerous industrial-sized fire extinguishers are placed throughout the facility and are well marked. These extinguishers are tested at least annually. Only a small sprinkler system is included in the tool room of the newly completed expansion.						

Figure 6: Fire Extinguisher Examples (Photos: TranSystems)



Primary Category	Secondary Category	Excellent (5)	Good (4)	Adequate (3)	Marginal (2)	Poor (1)
Electrical	Electrical Service and Distribution	X, V				
	Lighting and Branch Wiring (Interior and Exterior)	X, V				
	Communications and security	X, V				
	Other electrical system-related pieces such as lightning protection, generators, and emergency lighting	X, V				
<b>Notes:</b> No comments.						

Primary Category	Secondary Category	Excellent (5)	Good (4)	Adequate (3)	Marginal (2)	Poor (1)
Equipment	Equipment related to the function of the facility, including maintenance or vehicle service equipment – does not include supplies	V	X			
<b>Notes:</b> No Comments.						

Figures 7: Original Vehicle Storage and Repair Area (Photos: TranSystems)



Figure 8: Newly Constructed Vehicle Storage and Repair Area (Photos: TranSystems)





Primary Category	Secondary Category	Excellent (5)	Good (4)	Adequate (3)	Marginal (2)	Poor (1)
Site	Roadways/driveways and associated signage, markings, and equipment	V	X			
	Parking lots and associated signage, markings, and equipment	V	X			
	Pedestrian areas and associated signage, marking, and equipment	V	X			
	Site Development such as fences, walls, and structures	V	X			
	Landscaping	V	X			
	Irrigation	V	X			
	Site Utilities	V	X			
<p><b>Notes:</b>  The driveway and parking lot of the facility is showing concrete wear that is consistent with its use and age.</p>						

Figures 9 & 10: Concrete Wear Examples Surrounding Facility (Photos: TranSystems)



## **TERM Score Summary:**

The result of the 2022 independent facility inspection for the OCCK, Inc. Administrative and Maintenance Facilities are as follows:

**2022 TERM Score: (4.0)**

# Transit Facility Review: Reno County Area Transportation (RCAT)

**Date:** July 18<sup>th</sup>, 2022

**Reviewer:** Jon Moore, TranSystems

## Introduction:

TranSystems staff visited Reno County Area Transportation's (RCAT) Administrative, Maintenance and Passenger Transfer Facility located in Hutchinson, Kansas at 3:00 pm on July 18<sup>th</sup>, 2022. Barbara Lilyhorn, provided a full tour of the facility and answered all questions that were asked during the review. RCAT's annual facility inspection is attached.

**Year Built:** 2008

**Administration and Maintenance Area:** 22,663 square feet

**2018 TERM Score:** 4.0

*Figure 1: RCAT Facility (Photo: TranSystems)*



## ADMINISTRATIVE & MAINTENANCE FACILITIES:

**Administrative Facilities** - Administrative facilities are typically offices that house management and supporting activities for overall transit operations such as accounting, finance, engineering, legal, safety, security, customer services, scheduling, and planning. They also include facilities for customer information or ticket sales, but that are not part of any passenger station.

**Maintenance Facilities** - Maintenance facilities are those where routine maintenance and repairs or heavy maintenance or unit rebuilds are conducted. Agencies must not report maintenance facilities where third-party vendors perform services, such as a local gasoline service or body shop. Note that characterizing a facility as one maintenance facility type over another will not alter the maintenance and administrative facility performance measure. For extensive list and definitions of maintenance facility types visit the NTD glossary.

## Transit Asset Management (TAM) Facilities Scorecard:

Facility condition assessments reported to the NTD have one overall TERM rating per facility. This rating is a value from 1 (poor) to 5 (brand new) and will cover all components of a facility (HVAC, roof, plumbing, office space, etc.).

Facility targets are based on FTA's TERM scale of asset condition, which is an index of inspections of each system included in the building. Scores for each category will be combined and averaged, and the result rounded to the nearest whole number. Refer to the table below for descriptions of the scores, as well as RCAT's completed facility scorecard.

Rating	Condition	Description
5	Excellent	No visible defects, new or near new condition, may still be under warranty if applicable
4	Good	Good condition, but no longer new, may be slightly defective or deteriorated, but is overall functional
3	Adequate	Moderately deteriorated or defective; but has not exceeded useful life
2	Marginal	Defective or deteriorated in need of replacement; exceeded useful life
1	Poor	Critically damaged or in need of immediate repair; well past useful life

Primary Category	Secondary Category	Excellent (5)	Good (4)	Adequate (3)	Marginal (2)	Poor (1)
Substructure	Foundations		X			
	Walls		X			
	Columns		X			
	Pilings		X			
	Basement	N/A				
	Materials		X			
	Insulation		X			
	Slab		X			
	Floor Underpinnings		X			

**Notes:**

Given its age (approximately 15 years), the facility is in great condition and is exceptionally clean.

Primary Category	Secondary Category	Excellent (5)	Good (4)	Adequate (3)	Marginal (2)	Poor (1)
Shell	Superstructure/ Structural Frame		X			
	Columns		X			
	Pillars		X			
	Walls		X			
	Roof		X			
	Roof Surface		X			
	Gutters		X			
	Eaves		X			
	Skylights	N/A				
	Chimney Surrounds	N/A				
	Exterior		X			
	Windows		X			
	Doors		X			
	All Finishes (Paint, Masonry)		X			
	Shell Appurtenances		X			
	Balconies	N/A				
	Fire Escapes	N/A				
	Gutters		X			
Downspouts		X				
<b>Notes:</b> Recently completed repainting the building exterior with County dollars.						

Primary Category	Secondary Category	Excellent (5)	Good (4)	Adequate (3)	Marginal (2)	Poor (1)
Interiors	Partitions		X			
	Walls		X			
	Interior Doors		X			
	Fittings		X			
	Signage		X			
	Stairs		X			
	Interior Stairs		X			
	Landings		X			
	Finishes		X			
	Materials used on walls, floors, and ceilings		X			

**Notes:**  
 Carpet replacement is expected in the next few years, budgeted under the County's Community Improvement Program (CIP)


Figures 2 – 3: Large Conference Room and Interior Lobby (Photo: TranSystems)



Primary Category	Secondary Category	Excellent (5)	Good (4)	Adequate (3)	Marginal (2)	Poor (1)
Conveyance	Elevators	N/A				
	Escalators	N/A				
	Lifts	N/A				
<b>Notes:</b> The RCAT Facility is one story slab on grade with no elevators, escalators, or lifts.						

Primary Category	Secondary Category	Excellent (5)	Good (4)	Adequate (3)	Marginal (2)	Poor (1)
Plumbing	Fixtures		X			
	Water Distribution		X			
	Sanitary Waste		X			
	Rainwater Drainage		X			
<b>Notes:</b> Wash bay water pump and heater is due for replacement. Initial cost estimates for a new system are approximately \$15,000. Corrosion of water pipes in wash bay due to water quality of area. Maintenance is aware of the issues and is looking into future solutions to minimize damage before replacing with a less corrosive material.						

Figure 4 – 5: Wash Bay Water Pump, Heater and Water Pipe Corrosion Example (Photo: TranSystems)



Primary Category	Secondary Category	Excellent (5)	Good (4)	Adequate (3)	Marginal (2)	Poor (1)
HVAC	Energy Supply		X			
	Heat Generation and Distribution System		X			
	Cooling Generation and Distribution System		X			
	Testing, Balancing, Controls, and Instrumentation		X			
	Chimneys		X			
	Vents		X			
<b>Notes:</b> No Comments.						

Primary Category	Secondary Category	Excellent (5)	Good (4)	Adequate (3)	Marginal (2)	Poor (1)
Fire Protection	Sprinklers		X			
	Standpipes		X			
	Hydrants and other fire protection specialties		X			
<b>Notes:</b> No Comments.						



Figure 6 – 7: Fire Extinguishers in Administration Area and Storage Area (Photo: TranSystems)



Primary Category	Secondary Category	Excellent (5)	Good (4)	Adequate (3)	Marginal (2)	Poor (1)
Electrical	Electrical Service and Distribution		X			
	Lighting and Branch Wiring (Interior and Exterior)		X			
	Communications and security		X			
	Other electrical system-related pieces such as lightning protection, generators, and emergency lighting		X			
<b>Notes:</b> No Comments.						

Primary Category	Secondary Category	Excellent (5)	Good (4)	Adequate (3)	Marginal (2)	Poor (1)
Equipment	Equipment related to the function of the facility, including maintenance or vehicle service equipment – does not include supplies		X			
<b>Notes:</b> No Comments.						

Primary Category	Secondary Category	Excellent (5)	Good (4)	Adequate (3)	Marginal (2)	Poor (1)
Site	Roadways/driveways and associated signage, markings, and equipment		X			
	Parking lots and associated signage, markings, and equipment		X			
	Pedestrian areas and associated signage, marking, and equipment		X			
	Site Development such as fences, walls, and structures		X			
	Landscaping		X			
	Irrigation		X			
	Site Utilities		X			
<b>Notes:</b> Minor concrete edging replacement is needed due to salt treatments during inclement weather conditions.						

Figures 8 – 9: South Side Signage Example and Bus Transfer Platforms (Photo: TranSystems)



## TERM Score Summary:

The result of the 2022 independent facility inspection for the RCAT Administrative and Maintenance Facilities are as follows:

**2022 TERM Score: (4.0)**

# Transit Facility Review: SEK-CAP

**Date:** July 19<sup>th</sup>, 2022

**Reviewer:** Jon Moore, TranSystems

## Introduction:

TranSystems staff visited Southeast Kansas Community Action Program's (SEK-CAP) Administrative and Maintenance Facility located in Girard, Kansas at 11:00 am on July 19<sup>th</sup>, 2022. Scott Christiansen and his staff provided a full tour of the facility and answered all questions that were asked during the review. SEK-CAP's annual facility inspection is attached.

**Year Built:** 2005

**Administration and Maintenance Area:** 8,000 square feet

**2018 TERM Score:** 4.0

*Figure 1: SEK-CAP Facility (Photo: TranSystems)*



## ADMINISTRATIVE & MAINTENANCE FACILITIES:

**Administrative Facilities** - Administrative facilities are typically offices that house management and supporting activities for overall transit operations such as accounting, finance, engineering, legal, safety, security, customer services, scheduling, and planning. They also include facilities for customer information or ticket sales, but that are not part of any passenger station.

**Maintenance Facilities** - Maintenance facilities are those where routine maintenance and repairs or heavy maintenance or unit rebuilds are conducted. Agencies must not report maintenance facilities where third-party vendors perform services, such as a local gasoline service or body shop. Note that characterizing a facility as one maintenance facility type over another will not alter the maintenance and administrative facility performance measure. For extensive list and definitions of maintenance facility types visit the NTD glossary.

## Transit Asset Management (TAM) Facilities Scorecard:

Facility condition assessments reported to the NTD have one overall TERM rating per facility. This rating is a value from 1 (poor) to 5 (brand new) and will cover all components of a facility (HVAC, roof, plumbing, office space, etc.).

Facility targets are based on FTA's TERM scale of asset condition, which is an index of inspections of each system included in the building. Scores for each category will be combined and averaged, and the result rounded to the nearest whole number. Refer to the table below for descriptions of the scores, as well as SEK-CAP's completed facility scorecard.

Rating	Condition	Description
5	Excellent	No visible defects, new or near new condition, may still be under warranty if applicable
4	Good	Good condition, but no longer new, may be slightly defective or deteriorated, but is overall functional
3	Adequate	Moderately deteriorated or defective; but has not exceeded useful life
2	Marginal	Defective or deteriorated in need of replacement; exceeded useful life
1	Poor	Critically damaged or in need of immediate repair; well past useful life

Primary Category	Secondary Category	Excellent (5)	Good (4)	Adequate (3)	Marginal (2)	Poor (1)
Substructure	Foundations			X		
	Walls		X			
	Columns		X			
	Pilings			X		
	Basement	N/A				
	Materials		X			
	Insulation		X			
	Slab		X			
	Floor Underpinnings		X			
<b>Notes:</b> Flooring in the maintenance facility shows cracking consistent with the age of the facility.						

Primary Category	Secondary Category	Excellent (5)	Good (4)	Adequate (3)	Marginal (2)	Poor (1)
Shell	Superstructure/ Structural Frame		X			
	Columns		X			
	Pillars		X			
	Walls		X			
	Roof		X			
	Roof Surface		X			
	Gutters		X			
	Eaves		X			
	Skylights	N/A				
	Chimney Surrounds	N/A				
	Exterior		X			
	Windows		X			
	Doors		X			
	All Finishes (Paint, Masonry)		X			
	Shell Appurtenances		X			
	Balconies	N/A				
	Fire Escapes	N/A				
	Gutters		X			
Downspouts		X				

**Notes:**  
Roofing and gutters were replaced just before the 2018 review. Exterior façade and doors were repainted since the last review as well.

Figures 2 – 3: Exterior Façade and Door Examples (Photo: TranSystems)



Primary Category	Secondary Category	Excellent (5)	Good (4)	Adequate (3)	Marginal (2)	Poor (1)
Interiors	Partitions		X			
	Walls		X			
	Interior Doors		X			
	Fittings		X			
	Signage	X				
	Stairs	N/A				
	Interior Stairs	N/A				
	Landings	N/A				
	Finishes		X			
	Materials used on walls, floors, and ceilings		X			
<b>Notes:</b> As recently as May 2022, the administrative building underwent a renovation converting conference space into an open office format.						

Figures 4 – 5: Administration Area Renovation and Break Room (Photo: TranSystems)



Primary Category	Secondary Category	Excellent (5)	Good (4)	Adequate (3)	Marginal (2)	Poor (1)
Conveyance	Elevators	N/A				
	Escalators	N/A				
	Lifts	N/A				
<b>Notes:</b> The SEK-CAP Facility is one story slab on grade with no elevators, escalators, or lifts.						

Primary Category	Secondary Category	Excellent (5)	Good (4)	Adequate (3)	Marginal (2)	Poor (1)
Plumbing	Fixtures		X			
	Water Distribution		X			
	Sanitary Waste		X			
	Rainwater Drainage		X			
<b>Notes:</b> Rainwater drainage was replaced during the 2018 review.						



Primary Category	Secondary Category	Excellent (5)	Good (4)	Adequate (3)	Marginal (2)	Poor (1)
HVAC	Energy Supply		X			
	Heat Generation and Distribution System		X			
	Cooling Generation and Distribution System		X			
	Testing, Balancing, Controls, and Instrumentation		X			
	Chimneys		X			
	Vents		X			
<b>Notes:</b> No Comments.						

Primary Category	Secondary Category	Excellent (5)	Good (4)	Adequate (3)	Marginal (2)	Poor (1)
Fire Protection	Sprinklers	N/A				
	Standpipes	N/A				
	Hydrants and other fire protection specialties	X				
<b>Notes:</b> The SEK-CAP facility does not have a sprinkler system in the Maintenance or Administrative facility. Numerous industrial-sized fire extinguishers are placed throughout the facility and are well marked. These extinguishers are tested at least annually.						

Figure 6 – 7: Fire Extinguisher Placement Examples (Photo: TranSystems)



Primary Category	Secondary Category	Excellent (5)	Good (4)	Adequate (3)	Marginal (2)	Poor (1)
Electrical	Electrical Service and Distribution		X			
	Lighting and Branch Wiring (Interior and Exterior)		X			
	Communications and security		X			
	Other electrical system-related pieces such as lightning protection, generators, and emergency lighting		X			
<b>Notes:</b> No Comments.						

Primary Category	Secondary Category	Excellent (5)	Good (4)	Adequate (3)	Marginal (2)	Poor (1)
Equipment	Equipment related to the function of the facility, including maintenance or vehicle service equipment – does not include supplies		X			
<b>Notes:</b> No Comments.						

Primary Category	Secondary Category	Excellent (5)	Good (4)	Adequate (3)	Marginal (2)	Poor (1)
Site	Roadways/driveways and associated signage, markings, and equipment		X			
	Parking lots and associated signage, markings, and equipment		X			
	Pedestrian areas and associated signage, marking, and equipment		X			
	Site Development such as fences, walls, and structures		X			
	Landscaping		X			
	Irrigation		X			
	Site Utilities		X			
<b>Notes:</b> The driveway and parking lot of the facility was repaved with asphalt during the 2018 review.						

Figure 8: Exterior Signage Example (Photo: TranSystems)



## TERM Score Summary:

The result of the 2022 independent facility inspection for the SEK-CAP Administrative and Maintenance Facilities are as follows:

**2022 TERM Score: (4.0)**

## Appendix E

Agency NTD ID	Agency Name	Agency Reporter Type	TAM Accountable Executive		Position
7R02-70204	Anderson County Council on Aging	Rural Reporter	Deanna	Wolken	Program Director
7R02-70056	Butler, County of	Reduced Reporter	William	Johnson, Jr	Butler County Administrator
7R02-70144	Chase County	Rural Reporter	Deb	Haglund	Transportation Manager
7R02-77082	Cheyenne County	Rural Reporter	William	Martinez	Commissioner
7R02-70089	City of Bonner Springs	Rural Reporter	Christina	Brake	City Clerk
7R02-70139	City of Dodge City	Rural Reporter	Ernestor	De La Rosa	Assistant City Manager
7R02-70215	City of Goodland	Rural Reporter	Kent	Brown	City Manager
7R02-70123	City of Great Bend/Commission on Aging	Rural Reporter	Brenda	Lebbin	Director
7R02-70266	City of Kingman	Rural Reporter	Greg	Graffman	City Manager
7R02-70048	City of Lawrence	Full Reporter	Adam	Weigel	Transit & Parking Manager
7R02-70227	City of Liberal	Rural Reporter	Rodney	Kapp	Supervisor
7R02-70178	City of Paola/Lakemary Center	Rural Reporter	Cherie	Duffy	CFO
7R02-70191	City of Phillipsburg	Rural Reporter	Timothy	Driggs	Director of Public Works
7R02-70241	City of Russell	Rural Reporter	Kayla	Schneider	Assistant City Manager
7R02-70105	City of Smith Center	Rural Reporter	Jill	Conaway	City Clerk
7R02-70094	City of Wakeeney Transportation Bus	Rural Reporter	Hardy	Howard	City Administrator
7R02-70171	City of Wilson	Rural Reporter	Susan	Kriley	City Clerk
7R02-70226	Class LTD	Rural Reporter	Bob	Davis	Director of Transportation
7R02-70250	Clay County Task Force	Rural Reporter	Stephen	Birkbeck	Treasurer
7R02-70222	Coffey County Transportation	Rural Reporter	Kara	Reynolds	Executive Director
7R02-70245	Community Senior Service Center	Rural Reporter	Carol	Rhea	Director
7R02-70235	Cowley County Council on Aging, Inc.	Rural Reporter	Linda	Chase	Director
7R02-70102	Decatur County Transportation Bus	Rural Reporter	Nora	Urban	County Clerk
7R02-70060	DSNWK	Rural Reporter	Jerry	Michaud	President / CEO
7R02-70132	Doniphan County	Rural Reporter	Diana	Johnson	Director
7R02-70158	Elk County	Rural Reporter	Jessica	Lee	Transportation Coordinator
7R02-70167	Ellsworth County Council on Aging	Rural Reporter	Florence	Fosdick	Coordinator
7R02-70070	Finney County Committee on Aging, Inc.	Rural Reporter	Abigail	Powell	Transit Director
7R02-70053	Flint Hills Area Transportation Agency, Inc	Reduced Reporter	Anne	Smith	Executive Director
7R02-70209	Four County Mental Health, Inc.	Rural Reporter	Greg	Hennen	Executive Director
7R02-70225	Franklin County Aging Services	Rural Reporter	Jeanine	Berrier	Board President
7R02-70259	Futures Unlimited	Rural Reporter	Thomas	Kohmetscher	President/CEO
7R02-70268	Gove County Medical Center	Rural Reporter	Conner	Fiscarelli	CEO
7R02-70186	Greenwood County Council on Aging	Rural Reporter	Nancy	Mock	Director of HR/Finance
7R02-70228	Harper County Department on Aging	Rural Reporter	Jennifer	Wolff	Transportation Director Director. Dept on Aging & Transportation Manager
7R02-70238	Harvey County Department on Aging	Rural Reporter	Lona	Kelly	City Manager
7R02-70120	Herington Hilltop Community Center Hoisington Commission on Aging/City of Hoisington	Rural Reporter	Lori	Dornbusch	Executive Director
7R02-70115	Independence, Inc.	Rural Reporter	Jonathan	Mitchell	Executive Director
7R02-70201	Jefferson County Service Organization	Rural Reporter	Jill	Enyart	Executive Director
7R02-70103	Johnson County Kansas	Reduced Reporter	Lynn	Luck	Executive Director
7R02-70035	Kingman County Council on Aging	Rural Reporter	Josh	Powers	Transit Director
7R02-70206	Lane County Transportation	Rural Reporter	Anita	Drake	Transportation Director
7R02-70197	Lincoln County Public Transportation	Rural Reporter	Stephanie	Terhune	Director
7R02-70087	Linn County	Rural Reporter	Roberta	Turner	Chairman
7R02-70096	Logan County Hospital	Rural Reporter	Jim	Johnson	CEO
7R02-70199	Louisburg Area Senior Citizens, Inc.	Rural Reporter	Aimee	Zimmerman	Director
7R02-70184	Lyon County Area Transportation	Rural Reporter	Rhonda	Kerr	Director
7R02-70248	Marshall County Agency on Aging	Rural Reporter	Shane	Brunner	Director
7R02-70208	McPherson County Council on Aging	Rural Reporter	Ashley	Lyhane	Director
7R02-70179	Morris County Transportation (formerly Morris Co Senior Citizens	Rural Reporter	Terry	Bolte	Director
7R02-70072	Multi Community Diversified Services, Inc.	Rural Reporter	Chelsey	Schmidt	Morris County Clerk President/CEO Director of Senior Services & Public Transit
7R02-77083	Nemaha County Transit	Rural Reporter	Doug	Wisby	Executive Director
7R02-70213	Northeast Kansas Area Agency on Aging	Rural Reporter	Tammyra	Epple	Director
7R02-77079	Norton County Senior Citizens	Rural Reporter	Karen	Wilson	CFO
7R02-70084	OCCK, Inc.	Rural Reporter	Barbara	Harper	Director
7R02-70145	Osage County Council on Aging	Rural Reporter	Patrick	Wallerius	Director
7R02-70109	Ottawa County Transportation	Rural Reporter	Tammyra	Swift-Fager	Director
7R02-70146	Paola Senior Citizen Center, Inc.	Rural Reporter	Sarah	Hodges	Director
7R02-70163	Pottawatomie County	Rural Reporter	Gale	Seibert	President
7R02-70122	Prairie Band Potawatomi Nation	Rural Reporter	Andrea	Umscheid	Operations Officer
7R02-77075		Reduced Reporter	Joseph	Rupnick	Tribal, Chairperson

Agency NTD ID	Agency Name	Agency Reporter Type	TAM Accountable Executive		Position
7R02-70141	Pratt County RSVP	Rural Reporter	Dwight	Adam	County Commissioner
7R02-70267	Project Concern	Rural Reporter	Stephanie	Barnes	Executive Director
7R02-77076	Rawlins County	Rural Reporter	Renee	Segal	Shuttle Director
7R02-70180	Reno County Public Transportation	Rural Reporter	Barbara	Lilyhorn	Director
7R02-70196	Republic County Transportation	Rural Reporter	Stacey	Bown	Transportation Director
7R02-70210	Rice County Council on Aging	Rural Reporter	Alice	Prester	Director
7R02-70088	Rooks County Transportation Service	Rural Reporter	Johnna	Lambert	Director
7R02-70086	Rush County Public Transportation	Rural Reporter	Danelle	Peters	Director
7R02-70054	Sedgwick County Transportation - Dept. on Aging	Rural Reporter	Annette	Graham	Director
7R02-70255	Solomon Valley Transportation, Inc.	Rural Reporter	Leanne	Eilert	Board Secretary
7R02-70078	Southeast Kansas Community Action Program	Rural Reporter	Jamey	Whitney	CEO
7R02-70137	Sunflower Diversified Services	Rural Reporter	Shelby	Zuniga	CEO
7R02-70062	Thomas County	Rural Reporter	Keesa	Mariman	Transportation Administrator
7R02-70014	Topeka Metropolitan Transit Authority	Full Reporter	Robert	Nugent	General Manager
7R02-70135	Tri-Valley Developmental Services	Rural Reporter	Lea	Chickadonz	Director of HR/Finance
7R02-70187	Twin Rivers Developmental Supports, Inc.	Rural Reporter	Tami	Shaw	
7R02-70044	University of Kansas	Full Reporter	Aaron	Quisenberry	Director
7R02-70218	Wabaunsee County General Public Transportation	Rural Reporter	Abby	Amick	Transportation Manager