



U.S. Department of Transportation

Federal Transit Administration
901 Locust Street, Suite 404
Kansas City, MO 64106
816-329-3920
816-329-3921 (fax)

Federal Highway Administration
6111 SW 29th Street, Suite 100
Topeka, KS 66614-4271
785-228-2544
785-271-1797 (fax)

January 10, 2012

Jerome T. Younger, P.E.
Deputy Secretary and
State Transportation Engineer
Kansas Department of Transportation
Topeka, KS 66603


Subject: FHWA/FTA Approval of an
Amendment to the FY 2012-2015
Kansas STIP


Dear Mr. Younger:

As requested by your January 5th, 2012 letter, the Federal Highway Administration (FHWA) and the Federal Transit Administration (FTA) have reviewed the proposed Amendment #5 to the FY 2012-2015 Kansas Statewide Transportation Improvement Program (STIP). Based on our review, we find that this STIP Amendment is based on a statewide transportation planning process that substantially meets the requirements of 23 U.S.C. 134 and 135, 49 U.S.C. 5303 and 5304, and 23 CFR 450. This STIP Amendment is hereby approved.

If you have any questions or need additional information, please contact Paul Foundoukis of FHWA at (785) 271-2448 or Daniel Nguyen of FTA at (816) 329-3938.

Sincerely yours,


for Mokhtee Ahmad
Regional Administrator
Federal Transit Administration


J. Michael Bowen, P.E.
Division Administrator
Federal Highway Administration

Dwight D. Eisenhower State Office Building
700 S.W. Harrison Street
Topeka, KS 66603-3745

Barbara W. Rankin, Acting Secretary
Jerome T. Younger, P.E.,
Deputy Secretary and
State Transportation Engineer

Kansas
Department of Transportation
Office of the Secretary

Phone: 785-296-3285
Fax: 785-296-1095
Hearing Impaired - 711
publicinfo@ksdot.org
<http://www.ksdot.org>

Sam Brownback, Governor

January 5, 2012

Mr. Mokhtee Ahmad
Region Administrator
FTA, Region VII
901 Locust St., Suite 404
Kansas City, MO 64106

Mr. J. Michael Bowen
Division Administrator
FHWA, Kansas Division
6111 SW 29th St., Suite 100
Topeka, KS 66611-2237

Dear Mr. Ahmad and Mr. Bowen:

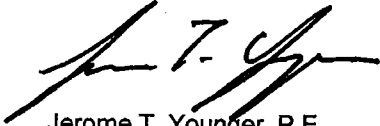
RE: Amendment #5 to the 2012-2015 STIP

The Kansas Department of Transportation (KDOT) has approved an amendment to the Kansas 2012-2015 Statewide Transportation Improvement Program (STIP), which includes projects outside the metropolitan areas. These items are enclosed for your review.

We are requesting your concurrence and approval of this amendment to the 2012-2015 STIP.

Please forward any questions or comments regarding these projects to Susie Lovelady, Bureau of Program and Project Management, at (785) 296-0281.

Sincerely,



Jerome T. Younger, P.E.
Deputy Secretary and
State Transportation Engineer

Enclosures: January STIP Amendment Project List
January STIP Amendment Cash Flow

c: Joni Roeseler, FTA Region VII
Daniel Nguyen, FTA Region VII
Paul Foundoukis, FHWA, Community Planner
Susie Lovelady, KDOT Bureau of Program and Project Management
Davonna Moore, KDOT Planning
Stephanie Watts, KDOT Planning
Allison Smith, KDOT Planning
Sondra Clark, KDOT Local Projects

**JANUARY STIP AMENDMENTS
FISCAL YEAR 2012-2015 STIP**

DISPOSITION	ROUTE	COUNTY NAME	KDOT PROJECT		DESCRIPTION	WORK TYPE	LENGTH (Miles)	F/A PROJECT NUMBER	FUND CAT	PRO-RATA	WORK PHASE ESTIMATE	EXPECTED TO OBLIGATE	WORK PHASE	PLANNED YEAR OBLIGATION
			NUMBER	NUMBER										
Rev. Cost		NESS	C-0030-01		Local Rd over N Frk Walnut Cr 3.8 Mi N of K-96 & 1 Mi E of Co Ln	GRBR	0.080	C003(001)	BRO	80.00	\$475,000	\$380,000	CONST	2012
Rev. Cost		NESS	C-0030-01		Local Rd over N Frk Walnut Cr 3.8 Mi N of K-96 & 1 Mi E of Co Ln	GRBR	0.080	C003(001)	C0068	20.00	\$475,000	\$95,000	CONST	2012
Rev. Cost		McPHERSON	C-0054-01		Inter. Of RS-1065/RS-1064, thence E 6 Mi to RS-1961	GR	6.000	C005(401)	HRRR	90.00	\$58,000	\$52,200	CONST	2012
Rev. Cost		McPHERSON	C-0054-01		Inter. Of RS-1065/RS-1064, thence E 6 Mi to RS-1961	GR	6.000	C005(401)	C0059	10.00	\$58,000	\$5,800	CONST	2012
Rev. Cost		McPHERSON	C-0057-01		Inter. of RS-4848/RS-1961 thence 2 Mi N	GR	2.000	C005(701)	HRRR	90.00	\$15,000	\$13,500	CONST	2012
Rev. Cost		McPHERSON	C-0057-01		Inter. of RS-4848/RS-1961 thence 2 Mi N	GR	2.000	C005(701)	C0059	10.00	\$15,000	\$1,500	CONST	2012
Rev. Cost		MIAMI	C-0060-01		RS-1604 @ 287th St. 1.1 Mi S of K-68	GRSU	0.370	C006(001)	HRRR	90.00	\$881,000	\$300,000	CONST	2012
Rev. Cost		MIAMI	C-0060-01		RS-1604 @ 287th St. 1.1 Mi S of K-68	GRSU	0.370	C006(001)	C0061	10.00	\$881,000	\$581,000	CONST	2012
Suspend		PHILLIPS	C-0115-01		RS-849 4 Mi N & .2 Mi W of Logan	GRBR	0.200	C011(501)	BRS	80.00	\$0	\$0	CONST	2012
Suspend		PHILLIPS	C-0115-01		RS-849 4 Mi N & .2 Mi W of Logan	GRBR	0.200	C011(501)	C0074	20.00	\$0	\$0	CONST	2012
Suspend		CRAWFORD	C-4222-01		Trib to East Cow Cr 2 Mi S & 2.8 Mi E of Pittsburg	GRBR	0.150	C422(201)	BRS	80.00	\$0	\$0	CONST	2012
Suspend		CRAWFORD	C-4222-01		Trib to East Cow Cr 2 Mi S & 2.8 Mi E of Pittsburg	GRBR	0.150	C422(201)	C0019	20.00	\$0	\$0	CONST	2012
Rev. Cost		NESS	C-4272-01		Local Rd over Cr 5.9 Mi S of K-14 & 1 Mi E of Co Ln	GRBR	0.250	C427(201)	BRO	80.00	\$445,000	\$356,000	CONST	2012
Rev. Cost		NESS	C-4272-01		Local Rd over Cr 5.9 Mi S of K-14 & 1 Mi E of Co Ln	GRBR	0.250	C427(201)	C0068	20.00	\$445,000	\$89,000	CONST	2012
Add		RUSSELL	C-4291-01		Local Rd over Saline Rv 1 Mi S & 1 Mi E of Fairport	GRBR	0.500	C429(101)	BRO	80.00	\$805,000	\$644,000	CONST	2012
Add		RUSSELL	C-4291-01		Local Rd over Saline Rv 1 Mi S & 1 Mi E of Fairport	GRBR	0.500	C429(101)	C0084	20.00	\$805,000	\$161,000	CONST	2012
Rev. Cost		LYON	C-4529-01		RS-415 over Hill Cr. 1 Mi N of Allen	GRBRS	0.250	C452(901)	BRS	80.00	\$675,000	\$540,000	CONST	2012
Rev. Cost		LYON	C-4529-01		RS-415 over Hill Cr. 1 Mi N of Allen	GRBRS	0.250	C452(901)	C0056	20.00	\$675,000	\$135,000	CONST	2012
Chg FF	K-84	GRAHAM	KA-0701-01		Br#32 over Solomon Rv N of Penokee	GRBRS	0.000	A070(101)	STP	80.00	\$476,000	\$380,800	PE	2012
Chg FF	K-84	GRAHAM	KA-0701-01		Br#32 over Solomon Rv N of Penokee	GRBRS	0.000	A070(101)	K	20.00	\$476,000	\$95,200	PE	2012
Chg FF	K-84	GRAHAM	KA-0701-01		Br#32 over Solomon Rv N of Penokee	GRBRS	0.000	A070(101)	STP	80.00	\$65,000	\$52,000	ROW	2012
Chg FF	K-84	GRAHAM	KA-0701-01		Br#32 over Solomon Rv N of Penokee	GRBRS	0.000	A070(101)	K	20.00	\$65,000	\$13,000	ROW	2012
Chg FF	K-84	GRAHAM	KA-0701-01		Br#32 over Solomon Rv N of Penokee	GRBRS	0.000	A070(101)	STP	80.00	\$65,000	\$52,000	UTIL	2012
Chg FF	K-84	GRAHAM	KA-0701-01		Br#32 over Solomon Rv N of Penokee	GRBRS	0.000	A070(101)	K	20.00	\$65,000	\$13,000	UTIL	2012
Chg FF	K-84	GRAHAM	KA-0701-01		Br#32 over Solomon Rv N of Penokee	GRBRS	0.000	A070(101)	STP	80.00	\$2,097,000	\$1,677,600	CONST	2012
Move In	US-69	CRAWFORD	KA-1554-03		From Jct US-69/K-47, N to Jct US-69/RS-169	GRBRS	0.000	A070(101)	K	20.00	\$2,097,000	\$419,400	CONST	2012
Move In	US-69	CRAWFORD	KA-1554-03		From Jct US-69/K-47, N to Jct US-69/RS-169	GRBRS	6.172	A155(403)	ACNHS	80.00	\$1,352,000	\$1,081,600	PE	2012
Add FF/Mov.	US-24	MITCHELL	KA-1803-01		US-24 over Limestone Cr 1.95 Mi E of K-128	BRRL	0.000	A180(301)	K	20.00	\$1,352,000	\$270,400	PE	2012
Add	US-50	RENO	KA-1827-02		US-50/RS-306 Jct, E for 1.5 Mi	GRSU	1.500	A182(702)	ACNHS	80.00	\$1,550,000	\$1,550,000	CONST	2012
Add	US-50	RENO	KA-1827-02		US-50/RS-306 Jct, E for 1.5 Mi	GRSU	1.500	A182(702)	K	20.00	\$200,000	\$160,000	PE	2012
Add	US-50	HARVEY	KA-1827-03		From Reno/Harvey County Line, East for 1.3 Mi	GRSU	1.300	A182(703)	ACNHS	80.00	\$200,000	\$40,000	PE	2012
Add	US-50	HARVEY	KA-1827-03		From Reno/Harvey County Line, East for 1.3 Mi	GRSU	1.300	A182(703)	K	20.00	\$160,000	\$128,000	PE	2012
Add	US-50	HARVEY	KA-1827-04		From the 4-Lane Sec, City of Burnton, E for 2.1 Mi	GRSU	2.100	A182(704)	ACNHS	80.00	\$160,000	\$32,000	PE	2012
Add	US-50	HARVEY	KA-1827-04		From the 4-Lane Sec, City of Burnton, E for 2.1 Mi	GRSU	2.100	A182(704)	K	20.00	\$330,000	\$264,000	PE	2012
Add	US-50	HARVEY	KA-1827-05		From 4.9 Mi E of US-50/RS-305 Jct., E for 0.7 Mi	GRSU	0.700	A182(705)	ACNHS	80.00	\$330,000	\$66,000	PE	2012
Add	US-50	HARVEY	KA-1827-05		From 4.9 Mi E of US-50/RS-305 Jct., E for 0.7 Mi	GRSU	0.700	A182(705)	K	20.00	\$110,000	\$88,000	PE	2012
Add	US-50	HARVEY	KA-1827-06		From 0.5 Mi E of US-50/K-89 Jct., E for 0.5 Mi	GRSU	0.500	A182(706)	ACNHS	80.00	\$110,000	\$22,000	PE	2012
Add	US-50	HARVEY	KA-1827-06		From 0.5 Mi E of US-50/K-89 Jct., E for 0.5 Mi	GRSU	0.500	A182(706)	K	20.00	\$100,000	\$80,000	PE	2012
Add	US-50	HARVEY	KA-1827-07		From 0.4 Mi E of US-50/K-89 Jct., E for 0.5 Mi	GRSU	0.500	A182(707)	ACNHS	80.00	\$100,000	\$20,000	PE	2012
Add	US-50	HARVEY	KA-1827-07		From 0.4 Mi E of US-50/K-89 Jct., E for 0.5 Mi	GRSU	1.300	A182(707)	K	20.00	\$225,000	\$180,000	PE	2012
Add	US-50	CHASE	KA-1827-08		From 1.3 Mi E of US-50/RS-304 Jct., E for 1.3 Mi	GRSU	1.300	A182(708)	ACNHS	80.00	\$225,000	\$45,000	PE	2012
Add	US-50	CHASE	KA-1827-08		From 1.3 Mi E of US-50/RS-304 Jct., E for 1.3 Mi	GRSU	2.100	A182(708)	K	20.00	\$400,000	\$320,000	PE	2012
Add	US-50	CHASE	KA-1827-09		From 1.3 Mi E of US-50/K-177 Jct., E for 2.1 Mi	GRSU	2.100	A182(708)	ACNHS	80.00	\$400,000	\$80,000	PE	2012
Add	US-50	CHASE	KA-1827-09		From 1.3 Mi E of US-50/K-177 Jct., E for 2.1 Mi	GRSU	2.100	A182(708)	K	20.00	\$400,000	\$80,000	PE	2012
Add	US-50	CHASE	KA-1827-09		From 3.2 Mi E of US-50/RS-856 Jct., E for 1.5 Mi	GRSU	1.500	A182(709)	ACNHS	80.00	\$240,000	\$192,000	PE	2012
Add	US-50	CHASE	KA-1827-09		From 3.2 Mi E of US-50/RS-856 Jct., E for 1.5 Mi	GRSU	1.500	A182(709)	K	20.00	\$240,000	\$48,000	PE	2012
Add	US-50	STATEWIDE	KA-1827-10		Existing Passing Lanes from CS/LY Co Ln East 1 Mi	GRSU	2.380	A182(710)	ACNHS	80.00	\$240,000	\$192,000	PE	2012
Add	US-50	STATEWIDE	KA-1827-10		Existing Passing Lanes from CS/LY Co Ln East 1 Mi	GRSU	2.380	A182(710)	K	20.00	\$240,000	\$48,000	PE	2012
Add	US-400	BUTLER	KA-2375-02		From 8.3 Mi E of US-400/US-54 Jct, E for 2.5 Mi	GRSU	2.500	A237(502)	ACNHS	80.00	\$240,000	\$160,000	PE	2012
Add	US-400	BUTLER	KA-2375-02		From 8.3 Mi E of US-400/US-54 Jct, E for 2.5 Mi	GRSU	2.500	A237(502)	K	20.00	\$200,000	\$40,000	PE	2012
Add	US-400	BUTLER	KA-2375-02		From 8.3 Mi E of US-400/US-54 Jct, E for 2.5 Mi	GRSU	2.500	A237(502)	ACNHS	80.00	\$200,000	\$160,000	PE	2012
Add	US-400	BUTLER	KA-2375-02		From 8.3 Mi E of US-400/US-54 Jct, E for 2.5 Mi	GRSU	2.500	A237(502)	K	20.00	\$200,000	\$40,000	PE	2012
Add	US-400	GREENWOOD	KA-2375-03		From the GW/BU County Line, East for 2.5 Mi	GRSU	2.500	A237(503)	ACNHS	80.00	\$230,000	\$184,000	PE	2012
Add	US-400	GREENWOOD	KA-2375-03		From the GW/BU County Line, East for 2.5 Mi	GRSU	2.500	A237(503)	K	20.00	\$230,000	\$46,000	PE	2012
Add	US-400	GREENWOOD	KA-2375-04		From 5 M E of BU/GW County Line, E for 2.5 Mi	GRSU	2.500	A237(504)	ACNHS	80.00	\$230,000	\$200,000	PE	2012
Add	US-400	GREENWOOD	KA-2375-04		From 5 M E of BU/GW County Line, E for 2.5 Mi	GRSU	2.500	A237(504)	K	20.00	\$250,000	\$200,000	PE	2012

JANUARY STIP AMENDMENTS
FISCAL YEAR 2012-2015 STIP

DISPOSITION	ROUTE	COUNTY NAME	KDOT		DESCRIPTION	WORK TYPE	LENGTH (Miles)	F/A PROJECT NUMBER	FUND CAT CODE	PRO- RATA	WORK PHASE ESTIMATE	EXPECTED TO OBLIGATE	WORK PHASE	PLANNED YEAR OBLIGATION
			PROJECT NUMBER	NUMBER										
Add	US-400	GREENWOOD	KA-2375-04		From 5 M E of BU/GW County Line, E for 2.5 Mi	GRSU	2.500	A237(504)	K	20.00	\$250,000	\$50,000	PE	2012
Add	US-400	GREENWOOD	KA-2375-05		From 1.7 M E of US-400/K-99 E Jct, East for 2 Mi	GRSU	2.000	A237(505)	ACNHS	80.00	\$240,000	\$192,000	PE	2012
Add	US-400	GREENWOOD	KA-2375-05		From 1.7 M E of US-400/K-99 E Jct, East for 2 Mi	GRSU	2.000	A237(505)	K	20.00	\$240,000	\$48,000	PE	2012
Add	US-400	WILSON	KA-2375-06		From 1.5 M E of WL/GW County Line, East for 2 Mi	GRSU	2.000	A237(506)	ACNHS	80.00	\$200,000	\$160,000	PE	2012
Add	US-400	WILSON	KA-2375-06		From 1.5 M E of WL/GW County Line, East for 2 Mi	GRSU	2.000	A237(506)	K	20.00	\$200,000	\$40,000	PE	2012
Add	US-400	WILSON	KA-2375-07		From 4 M S & E of US-400/K-47 Jct, SE for 2.5 Mi	GRSU	2.500	A237(507)	ACNHS	80.00	\$320,000	\$256,000	PE	2012
Add	US-400	WILSON	KA-2375-07		From 4 M S & E of US-400/K-47 Jct, SE for 2.5 Mi	GRSU	2.500	A237(507)	K	20.00	\$320,000	\$64,000	PE	2012
Add	US-400	LABETTE	KA-2375-08		From 0.5 M E of LB/WL County Line, E for 2.5 MI	GRSU	2.500	A237(508)	ACNHS	80.00	\$270,000	\$216,000	PE	2012
Add	US-400	LABETTE	KA-2375-08		From 0.5 M E of LB/WL County Line, E for 2.5 MI	GRSU	2.500	A237(508)	K	20.00	\$270,000	\$54,000	PE	2012
Add	US-400	LABETTE	KA-2375-09		From 5 M SE of US-400/US-59 Jct, East for 2 Mi	GRSU	2.000	A237(509)	ACNHS	80.00	\$210,000	\$168,000	PE	2012
Add	US-400	LABETTE	KA-2375-09		From 5 M SE of US-400/US-59 Jct, East for 2 Mi	GRSU	2.000	A237(509)	K	20.00	\$210,000	\$42,000	PE	2012
Add	US-400	CHEROKEE	KA-2375-10		From 4.1 M E of US-400/K-7 Jct, East for 2 Mi	GRSU	2.000	A237(510)	ACNHS	80.00	\$230,000	\$184,000	PE	2012
Add	US-400	CHEROKEE	KA-2375-10		From 4.1 M E of US-400/K-7 Jct, East for 2 Mi	GRSU	2.000	A237(510)	K	20.00	\$230,000	\$46,000	PE	2012
Add	STATEWIDE	STATEWIDE	KA-2637-01		Kyle Railroad-Solomon Rural Rail Infrastructure	RRIMP	0.000	A263(701)	LTDG	80.00	\$8,210,119	\$6,568,095	CONST	2012
Add	STATEWIDE	STATEWIDE	KA-2637-01		Kyle Railroad-Solomon Rural Rail Infrastructure	RRIMP	0.000	A263(701)	RR	15.03	\$8,210,119	\$1,233,981	CONST	2012
Add	STATEWIDE	STATEWIDE	KA-2637-01		Kyle Railroad-Solomon Rural Rail Infrastructure	RRIMP	0.000	A263(701)	K	4.97	\$8,210,119	\$408,043	CONST	2012
Add	STATEWIDE	STATEWIDE	N/A		KDWP Recreational Trail Projects	SPECL	0.000	RT12(001)	RT	100.00	\$562,664	\$562,664	CONST	2012
Chg FF	COFFEY	COFFEY	X-0169-01		BNSF RR Xing & Kansas St in Lebo	FLTSG	0.000	X016(901)	RRS	100.00	\$451,000	\$451,000	CONST	2012
Add	HARVEY	HARVEY	X-0228-01		K&O RR Xing & Lincoln Blvd in Hesston	FLTSG	0.000	X022(801)	RRS	100.00	\$281,000	\$281,000	CONST	2012
Add	McPHERSON	McPHERSON	X-0231-01		K&O RR Xing & Christian Ave in Moundridge	FLTSG	0.000	X023(101)	RRS	100.00	\$281,000	\$281,000	CONST	2012
Add	HARVEY	HARVEY	X-0233-01		K&O RR Xing & Main St in Hesston	FLTSG	0.000	X023(301)	RRS	100.00	\$291,000	\$291,000	CONST	2012
Add	HARVEY	HARVEY	X-0236-01		K&O RR Xing & Spencer St in Newton	FLTSG	0.000	X023(601)	RRS	100.00	\$311,000	\$311,000	CONST	2012

KDOT - All Agency Funds

(\$000)	2012	2013	2014	2015	Total SFY 2012-2015
EXPENDITURES:					
Maintenance	150,352	152,121	155,924	159,822	618,219
Construction					
Preservation	327,383	362,812	392,896	426,547	1,509,638
Modernization	32,146	45,899	23,660	16,685	118,390
Expansion & Enhancements	303,442	276,580	231,267	212,816	1,024,105
CE & PE	113,794	118,301	118,697	120,380	471,072
Total Construction	776,765	803,592	766,420	776,428	3,123,205
Modes					
Aviation	3,147	3,000	5,000	5,000	16,147
Public Transit	21,712	22,216	27,737	28,273	99,938
Rail	32,024	1,657	6,618	6,623	46,922
Total Modes	56,883	26,873	39,355	39,896	163,007
Local Support					
SC&CHF	143,597	144,666	155,837	157,125	601,225
Local Federal Aid Projects	115,259	107,561	115,781	61,886	400,487
Local Partnership Programs	57,035	63,063	45,429	37,756	203,283
City Connecting Links	3,346	3,360	3,360	3,360	13,426
Agency Operations	10,740	10,983	11,210	11,443	44,376
Other	16,454	14,391	13,959	13,344	58,148
Total Local Support	346,431	344,024	345,576	284,914	1,320,945
Management	64,386	64,757	66,366	68,015	263,524
Buildings	6,458	6,774	9,953	9,211	32,396
Total	70,844	71,531	76,319	77,226	295,920
Transfers Out	307,587	102,072	104,624	107,240	621,523
TOTAL before Debt Service	1,708,862	1,500,213	1,488,218	1,445,526	6,142,819
Debt Service	187,276	193,838	204,767	226,690	812,571
TOTAL EXPENDITURES	1,896,138	1,694,051	1,692,985	1,672,216	6,955,390
ENDING BALANCE	318,846	312,726	431,403	534,425	
Minimum Ending Balance Requirement	256,950	240,932	237,931	209,416	
AVAILABLE ENDING FUND BALANCE:	61,896	71,794	193,472	325,009	
	2012	2013	2014	2015	Total SFY 2012-2015

Required Ending Balances reflect:

1. Amounts required to satisfy bond debt service requirements.
2. Funds allocated by statute for distribution to specific programs.
3. An amount necessary to provide for orderly payment of agency bills.

KDOT - All Agency Funds

(\$000)	2012	2013	2014	2015	Total SFY 2012-2015
BEGINNING BALANCE	723,678	318,846	312,726	431,403	
Resources					
Motor Fuel Taxes	426,901	430,221	433,541	436,861	1,727,524
Sales & Compensating Tax	306,574	320,932	480,539	512,473	1,620,518
Registration Fees	170,000	185,000	202,500	209,500	767,000
Drivers Licenses Fees	8,999	8,999	8,999	8,999	35,996
Special Vehicle Permits	2,107	2,107	2,107	2,107	8,428
Interest on Funds	5,857	5,646	8,663	12,741	32,907
Misc. Revenues	22,537	17,052	8,550	8,583	56,722
Transfers:	3,690	3,421	1,421	1,421	9,953
Motor Carrier Property Tax	-	-	10,055	10,226	20,281
Subtotal	946,665	973,378	1,156,375	1,202,911	4,279,329
Federal & Local Construction Reimbursement					
Federal Reimbursement - SHF	355,412	254,101	214,215	255,496	1,079,224
Local Construction - Federal	90,499	86,394	65,066	48,909	290,868
Local Construction - Local	66,660	91,355	92,986	34,698	285,699
Miscellaneous Federal Aid	26,378	26,955	27,552	28,167	109,052
Subtotal Federal & Local	538,949	458,805	399,819	367,270	1,764,843
Total before Bonding	1,485,614	1,432,183	1,556,194	1,570,181	6,044,172
Bond Sales (par)	-	250,000	250,000	200,000	700,000
Issue Costs/Premium/Discount/Acc Int.	-	-	-	-	-
Net from Bond Sales:	-	250,000	250,000	200,000	700,000
Net TRF Loan Transactions	5,691	5,747	5,468	5,057	21,963
TOTAL RECEIPTS	1,491,305	1,687,930	1,811,662	1,775,238	6,766,135
AVAILABLE RESOURCES	2,214,983	2,006,776	2,124,388	2,206,641	8,552,787

The following revenue estimates are currently being used:
 November 2011 State Consensus Revenue Estimating Group
 November 2011 Highway Revenue Estimating Group
 Debt Service updated 08/01/2011