



U.S. Department of Transportation

Federal Transit Administration
901 Locust Street, Suite 404
Kansas City, MO 64106
816-329-3920
816-329-3921 (fax)

Federal Highway Administration
6111 SW 29th Street, Suite 100
Topeka, KS 66614-4271
785-228-2544
785-271-1797 (fax)

January 29, 2013

Jerome T. Younger, P.E.
Deputy Secretary and
State Transportation Engineer
Kansas Department of Transportation
Topeka, KS 66603

Subject: FHWA/FTA Approval of an
Amendment to the FY 2013-2016
Kansas STIP

Dear Mr. Younger:

As requested by your January 28, 2013 letter, the Federal Highway Administration (FHWA) and the Federal Transit Administration (FTA) have reviewed the proposed Amendment #5 to the FY 2013-2016 Kansas Statewide Transportation Improvement Program (STIP).

Based on our review, we find that this STIP Amendment is based on a statewide transportation planning process that substantially meets the requirements of 23 U.S.C. 134 and 135, 49 U.S.C. 5303 and 5304, and 23 CFR 450. We also find that the referenced revisions to the metropolitan Transportation Improvement Programs (TIPs) are consistent with the metropolitan transportation plans produced by the continuing, cooperative, and comprehensive transportation process carried out by the Metropolitan Planning Organizations, the Kansas Department of Transportation (KDOT), and the public transportation operators in accordance with 23 U.S.C. 134 and 49 U.S.C. 5303.

This STIP Amendment is hereby approved.

If you have any questions or need additional information, please contact Paul Foundoukis of FHWA at (785) 271-2448 or Joni Roeseler of FTA at (816) 329-3936.

Sincerely yours,

Mokhtee Ahmad
Regional Administrator
Federal Transit Administration

for J. Michael Bowen, P.E.
Division Administrator
Federal Highway Administration

Dwight D. Eisenhower State Office Building
700 S.W. Harrison Street
Topeka, KS 66603-3745

Mike King, Secretary
Jerome T. Younger, P.E.,
Deputy Secretary and
State Transportation Engineer



Phone: 785-296-3285
Fax: 785-296-1095
Hearing Impaired - 711
publicinfo@ksdot.org
<http://www.ksdot.org>
Sam Brownback, Governor

January 28, 2013

Mr. Mokhtee Ahmad
Region Administrator
FTA, Region VII
901 Locust St., Suite 404
Kansas City, MO 64106

Mr. J. Michael Bowen
Division Administrator
FHWA, Kansas Division
6111 SW 29th St., Suite 100
Topeka, KS 66611-2237

Dear Messrs. Ahmad and Bowen:

RE: Amendment #5 to the 2013-2016 STIP

The Kansas Department of Transportation (KDOT) has approved an amendment to the Kansas 2013-2016 Statewide Transportation Improvement Program (STIP), which includes projects within the Kansas City and Topeka metropolitan areas. These items are enclosed for your review.

We are requesting your concurrence and approval of this amendment to the 2013-2016 STIP.

The public involvement activities conducted by the Mid-America Regional Council (MARC) and the Metropolitan Topeka Planning Organization (MTPO) for the TIPs serve to satisfy the requirements of 23 CFR §450.324.

Please forward any questions or comments regarding these projects to Stephanie Watts, Bureau of Transportation Planning, at (785) 296-7448.

Sincerely,

Jerome T. Younger, P.E.
Deputy Secretary and
State Transportation Engineer

Enclosures: MARC 2013 TIP 1st Quarter Amendment Request Letter
MARC 2013 TIP 1st Quarter Amendment Public Comments and Staff Response
MTPO 2013 TIP Amendment #1 Request Letter
MTPO 2013 TIP Amendment #1 Resolution
MTPO 2013 TIP Amendment #1 Summary of Changes

Messrs. Ahmad and Bowen

Page 2

January 28, 2013

cc: Joni Roeseler, FTA Region VII
Paul Foundoukis, FHWA, Community Planner
Davonna Moore, KDOT Planning
Susie Lovelady, KDOT Program and Project Management
Stephanie Watts, KDOT Planning
Allison Smith, KDOT Planning
Sondra Clark, KDOT Local Projects
Linda Fritton, KDOT Program and Project Management

600 Broadway, Suite 200
Kansas City, Missouri 64105-1659

816/474-4240
816/421-7758 FAX
www.marc.org



January 23, 2013

To: KDOT, MoDOT and Federal Offices

Subject: 2013 1st Quarter Amendment to the *FFY 2012-2016 Transportation Improvement Program (TIP)*

At its January 22, 2013 Board of Directors meeting, the Mid-America Regional Council amended the *FFY 2012-2016 Transportation Improvement Program* for the Kansas City Metropolitan Region. The 2013 1st Quarter amendment consists of 35 projects: 3 Bistate, 10 Kansas, and 22 Missouri. Details of specific funding and other information are included in the project listing of the amendment and the project index list specifies the project by type (new, modified or deleted), state, and TIP number. The amendment and index list are posted on the MARC website at <http://www.marc.org/transportation/tip/archives.htm> and are printable for filing.

MARC's Public Involvement Plan requires that proposed amendments to the *TIP* be released for public review and comment prior to adoption by the MARC Board of Directors. 7 comments supporting the Kansas City Streetcar project (#611167) were received during the comment period. The comments and response from MARC are included for your reference.

This amendment is financially constrained and maintains the financial feasibility of the *FFY 2012-2016 TIP*.

Since the MARC TIP is incorporated by reference, without modification, into the statewide transportation improvement program (STIP), the MARC TIP represents the most current listing of projects within the boundaries of the Kansas City metropolitan planning area and should be the basis for comparison of projects listed in the amendment. The MARC TIP is available for review online at: <http://www.marc.org/transportation/tip.htm>.

Please take the necessary steps to amend the STIP to include these projects. Please contact me if you have any questions about this action.

A handwritten signature in blue ink, appearing to read "Mell Henderson", is written over a horizontal line.

Mell Henderson
Director of Transportation

Chair
Jim Schultz
Councilmember
Independence, Mo.

1st Vice Chair
Marge Vogt
Councilmember
Olathe, Kan.

2nd Vice Chair
Jan Marcason
Councilmember
Kansas City, Mo.

Treasurer
Ed Peterson
Commissioner
Johnson County, Kan.

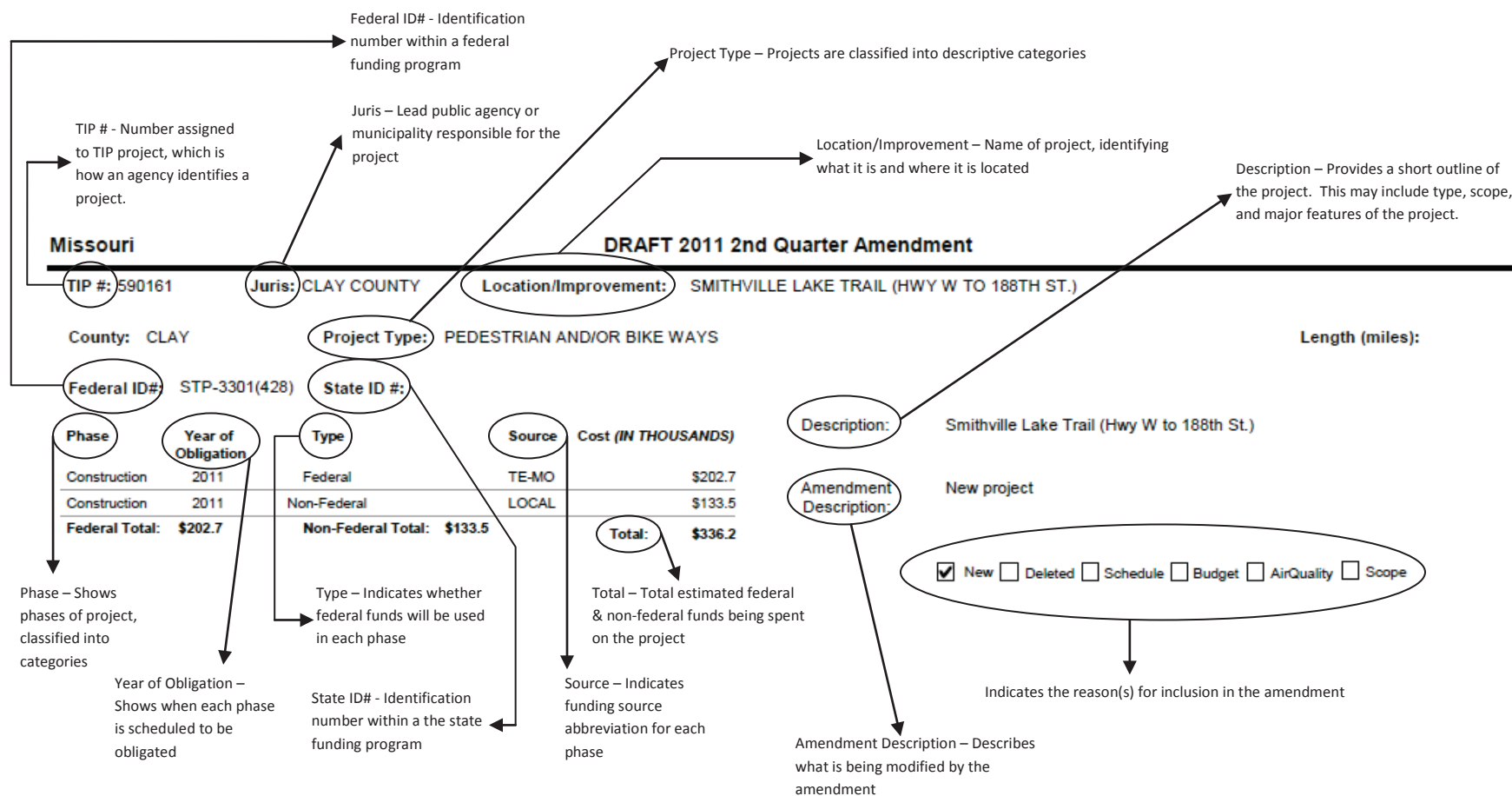
Secretary
Kathy Dusenbery
Commissioner
Platte County, Mo.

Executive Director
David A. Warm

How to Read the TIP Amendment Project Listings

The project listing is a complete list of all projects in the TIP amendment. The state is noted in the heading. Bistate projects are listed first, followed by Kansas, then Missouri projects.

Below is a sample TIP amendment project listing. The fields are described in the diagram.



KANSAS CITY METROPOLITAN REGION
TRANSPORTATION IMPROVEMENT PROGRAM
FISCAL YEARS 2012-2016
2013 1st Quarter Amendment

Bistate

TIP #: 956004		Juris: JOHNSON COUNTY TRANSIT		Location/Improvement: FIXED ROUTE LINE HAUL SERVICE	
State #:	Fed #:	County: REGIONAL	Project Type: Transit (Operations)	Length (mi): N/A	
Phase	Year of Obligation	Type	Source	Cost (IN THOUSANDS)	Description: Includes Capital Cost of Contracting, Preventive Maintenance Activities, Vehicle Purchases, and Miscellaneous Capital Items.
Other	2012	Federal	5307	\$1,650.0	Amendment Description: Added 2013 & 2014 5307 funding
Other	2012	Non-Federal	LOCAL	\$412.5	
Other	2010	Federal	5307	\$2,125.0	
Other	2010	Non-Federal	LOCAL	\$531.3	
Other	2011	Federal	5307	\$1,650.0	
Other	2011	Non-Federal	LOCAL	\$2,062.5	
Other	2013	Federal	5307	\$1,950.0	
Other	2013	Non-Federal	LOCAL	\$760.0	
Other	2014	Federal	5307	\$1,800.0	
Other	2014	Non-Federal	LOCAL	\$450.0	
Federal Total: \$9,175.0		Non-Federal Total: \$4,216.3		Total: \$13,391.3	

☐ New
 ☐ Deleted
 ☐ Schedule
 ☒ Budget
 ☒ AirQuality
 ☐ Scope

TIP #: 995186		Juris: KCATA		Location/Improvement: CNG TRANSIT BUS PURCHASE	
State #:	Fed #:	County: REGIONAL	Project Type: Transit (Capital)	Length (mi): N/A	
Phase	Year of Obligation	Type	Source	Cost (IN THOUSANDS)	Description: Purchase of Compressed Natural Gas (CNG) buses for fixed route transit service. Funded by 2012 Clean Fuels funds.
Other	2013	Federal	5309	\$1,394.4	Amendment Description: New Project
Other	2013	Non-Federal	LOCAL	\$285.6	
Federal Total: \$1,394.4		Non-Federal Total: \$285.6		Total: \$1,680.0	

☒ New
 ☒ Deleted
 ☐ Schedule
 ☐ Budget
 ☐ AirQuality
 ☐ Scope

Bistate

TIP #: 970095		Juris: MARC		Location/Improvement:		VETERANS TRANSPORTATION AND COMMUNITY LIVING INITIATIVE	
State #:		Fed #:		County: REGIONAL		Project Type: Outreach/Other	
						Length (mi): N/A	
Phase	Year of Obligation	Type	Source	Cost (IN THOUSANDS)		Description:	Development of an One-Call/One-Click Integrated and Shared Kansas City Database and User Interface
Other	2012	Federal	5309	\$160.9		Amendment Description:	Add 5312 funds for marketing and public outreach.
Other	2012	Non-Federal	LOCAL	\$40.2			
Other	2013	Federal	5312	\$50.0			
Federal Total:	\$210.8	Non-Federal Total:	\$40.2	Total:	\$251.1		
<div><input type="checkbox"/> New <input type="checkbox"/> Deleted <input type="checkbox"/> Schedule <input checked="" type="checkbox"/> Budget <input type="checkbox"/> AirQuality <input checked="" type="checkbox"/> Scope</div>							

Kansas

TIP #: 380132		Juris: KDOT		Location/Improvement: K-10: FROM RIDGEVIEW RD, EAST TO LACKMAN RD.			
State #: KA-1002-08		Fed #:		County: JOHNSON		Project Type: Environmental/Scenic/Historic	
						Length (mi): .1	
Phase	Year of Obligation	Type	Source	Cost (IN THOUSANDS)	Description:	Remediate undermined areas of influence under K-10, Renner Rd and proposed ramps	
Construction	2013	Non-Federal	STATE-KS	\$2,200.0	Amendment Description:	New Project	
Federal Total:		Non-Federal Total: \$2,200.0		Total: \$2,200.0			
<input checked="" type="checkbox"/> New <input type="checkbox"/> Deleted <input type="checkbox"/> Schedule <input type="checkbox"/> Budget <input type="checkbox"/> AirQuality <input type="checkbox"/> Scope							

TIP #: 347009		Juris: MISSION		Location/Improvement: JOHNSON DRIVE REHABILITATION PROJECT (LAMAR AVE TO NALL AVE)			
State #:		Fed #:		County: JOHNSON		Project Type: Reconstruction	
						Length (mi): .50	
Phase	Year of Obligation	Type	Source	Cost (IN THOUSANDS)	Description:	The project will include full removal and replacement of all pavement, curb & gutter, and catch basins, include widened sidewalks, improved curb ramps and reconstruction of the drainage system.	
Construction	2014	Federal	STPM-KS	\$1,120.0	Amendment Description:	Updated budget to reflect latest estimates.	
Construction	2014	Non-Federal	LOCAL	\$4,247.5			
Construction	2013	Federal	STPM-KS	\$1,680.0			
Construction	2013	Non-Federal	LOCAL	\$745.0			
Federal Total: \$2,800.0		Non-Federal Total: \$4,992.5		Total: \$7,792.5			
<input type="checkbox"/> New <input type="checkbox"/> Deleted <input type="checkbox"/> Schedule <input checked="" type="checkbox"/> Budget <input type="checkbox"/> AirQuality <input type="checkbox"/> Scope							

TIP #: 350215		Juris: OVERLAND PARK		Location/Improvement: QUIVIRA ROAD, 183RD STREET TO 187TH STREET			
State #:		Fed #:		County: JOHNSON		Project Type: New Construction	
						Length (mi): 1	
Phase	Year of Obligation	Type	Source	Cost (IN THOUSANDS)	Description:	This section of Quivira Road currently does not exist. This project would include construction of Quivira Road to a standard two lane roadway with curb and gutter, sidewalks, bike/pedestrian path, storm sewer, streetlighting and bridge over Wolf Creek.	
Engineering	2015	Non-Federal	LOCAL	\$450.0	Amendment Description:	Changed construction year from 2013 to 2017. Changed engineering year from 2011 to 2015. Updated budget to reflect current estimates.	
Construction	2017	Non-Federal	LOCAL	\$2,495.0			
Federal Total:		Non-Federal Total: \$2,945.0		Total: \$2,945.0			
<input type="checkbox"/> New <input type="checkbox"/> Deleted <input checked="" type="checkbox"/> Schedule <input checked="" type="checkbox"/> Budget <input type="checkbox"/> AirQuality <input type="checkbox"/> Scope							

TIP #: 350220		Juris: OVERLAND PARK		Location/Improvement: TRAFFIC SIGNAL - 151ST AND ENGLAND INTERSECTION			
State #: N-0578-01		Fed #: HSIP-N057(801)		County: JOHNSON		Project Type: Traffic Management	
						Length (mi): .1	
Phase	Year of Obligation	Type	Source	Cost (IN THOUSANDS)	Description:	Install a traffic signal system (including necessary sidewalk ramp modifications and additions) at the intersection of 151st Street and England Street. The intersection is currently unsignalized. KDOT maximum funding amount of \$300,000 with a 90/10 federal/city split (for construction and construction engineering only)	
Engineering	2012	Non-Federal	LOCAL	\$35.0	Amendment Description:	New Project	
Right-of-Way	2012	Non-Federal	LOCAL	\$5.0			
Construction	2013	Federal	HSIP-KS	\$300.0			
Construction	2013	Non-Federal	LOCAL	\$30.0			
Federal Total: \$300.0		Non-Federal Total: \$70.0		Total: \$370.0			
<input checked="" type="checkbox"/> New <input type="checkbox"/> Deleted <input type="checkbox"/> Schedule <input type="checkbox"/> Budget <input type="checkbox"/> AirQuality <input type="checkbox"/> Scope							

Kansas

TIP #: 180065		Juris: KDOT		Location/Improvement:		LEAVENWORTH: INTERSECTION OF US-73 AND POPLAR STREET	
State #: KA-3041-01		Fed #:		County: LEAVENWORTH Project Type:		Road Widening & Resurfacing	
Length (mi):						.1	
Phase	Year of Obligation	Type	Source	Cost (IN THOUSANDS)	Description:	Widening, addition of turn lanes and striping, installation of sidewalks and associated ADA ramps.	
Engineering	2012	Non-Federal	LOCAL	\$44.0	Amendment Description:	New Project	
Construction	2015	Non-Federal	STATE-KS	\$700.0			
Constrution	2015	Non-Federal	LOCAL	\$411.8			
Federal Total:		Non-Federal Total: \$1,155.8		Total:	\$1,155.8		

☒ New ☐ Deleted ☐ Schedule ☐ Budget ☐ AirQuality ☐ Scope

TIP #: 180066	Juris: KDOT	Location/Improvement:	BRIDGE #022 ON K-32 IN LEAVENWORTH COUNTY		
State #: KA-3078-01	Fed #:	County: LEAVENWORTH	Project Type:	Engineering(Bridge)	Length (mi): 0
Phase	Year of Obligation	Type	Source	Cost (IN THOUSANDS)	Description:
Engineering	2013	Non-Federal	STATE-KS (AC)	\$280.0	Bridge replacement. Project is authorized for PE ONLY. The total project cost, including all work phases, is estimated at \$3893 K. This estimate should be used for planning purposes only. The PE work phase will utilize AC in the amount of \$280 K with conversion to STP in 2022.
Engineering	2013	Non-Federal	STATE-KS	\$70.0	
Conversion	2022	Federal	STP-KS	\$280.0	
Other	2022	Non-Federal	CREDIT	(\$280.0)	
Federal Total:	\$280.0	Non-Federal Total: \$70.0		Total:	\$350.0

☒ New ☐ Deleted ☐ Schedule ☐ Budget ☐ AirQuality ☐ Scope

TIP #: 280106	Juris: KDOT	Location/Improvement:	I-70 AND K-7 INTERCHANGE; I-70 FROM .7 MI W OF I-70/K-7 INTERCHANGE EAST TO I-70/110 ST INTERCHANGE		
State #: KA-1003-09	Fed #:	County: WYANDOTTE	Project Type:	Interchange Improvement	Length (mi): 3.0
Phase	Year of Obligation	Type	Source	Cost (IN THOUSANDS)	Description:
Conversion	2022	Federal	NHPP-KS	\$1,980.0	Construct the east half of the proposed interchange. Add the K-7 to westbound ramp movement to the west half of proposed interchange constructed under Proj. No. KA-1003-05. Construct the 134th St. overpass. Add accel and decel lanes to I-70. Add Collector/Distributor roads from K-7 east to 110th St. Project authorized for PE and ROW Only. The total project cost, including all work phases, is estimated at \$42220 K. This estimate should be used for planning purposes only.
Engineering	2011	Non-Federal	STATE-KS (AC)	\$1,980.0	
Engineering	2011	Non-Federal	STATE-KS	\$220.0	
OTHER	2022	Non-Federal	CREDIT	(\$1,980.0)	
Federal Total:	\$1,980.0	Non-Federal Total: \$220.0		Total:	\$2,200.0

Amendment Description: Revise scope of improvement and increase PE work cost estimate.

☐ New ☐ Deleted ☐ Schedule ☒ Budget ☐ AirQuality ☒ Scope

Kansas

TIP #: 280107		Juris: KDOT		Location/Improvement: BRIDGE #068 IN WYANDOTTE COUNTY ON US-73 LOCATED 1.77 MILES NORTH OF US-24 (PIPER CREEK)	
State #: KA-2092-01		Fed #:		County: WYANDOTTE	Project Type: Bridge Replacement
				Length (mi): 0	
Phase	Year of Obligation	Type	Source	Cost (IN THOUSANDS)	Description: Bridge Replacement (southbound lanes) based on a 40 ft. roadway.
Engineering	2011	Non-Federal	STATE-KS (AC)	\$280.0	Amendment Description: Revise federal funding categories and update of conversion year and adding AC to Other phase
Engineering	2011	Non-Federal	STATE-KS	\$70.0	
Right-of-Way	2012	Non-Federal	STATE-KS	\$54.0	
Other	2013	Federal	STATE-KS (AC)	\$43.0	
Other	2013	Non-Federal	STATE-KS	\$11.0	
Construction	2014	Federal	NHPP-KS	\$1,380.0	
Construction	2014	Non-Federal	STATE-KS	\$345.0	
Conversion	2014	Federal	NHPP-KS	\$323.0	
Other	2014	Non-Federal	CREDIT	(\$323.0)	
Federal Total:	\$1,746.0	Non-Federal Total:	\$437.0	Total:	\$2,183.0

☐ New ☐ Deleted ☐ Schedule ☒ Budget ☐ AirQuality ☐ Scope

TIP #: 280111		Juris: KDOT		Location/Improvement: BRIDGE #003 IN WYANDOTTE COUNTY ON I-635 LOCATED 1.43 MILES NORTH OF I-35	
State #: KA-2093-01		Fed #:		County: WYANDOTTE Project Type: Bridge Replacement Length (mi): 0	
Phase	Year of Obligation	Type	Source	Cost (IN THOUSANDS)	Description: Bridge Replacement over I-635 based on a 32 ft. roadway
Engineering	2011	Non-Federal	STATE-KS (AC)	\$270.0	Amendment Description: Revise estimates, federal funding categories and update of conversion year.
Engineering	2011	Non-Federal	STATE-KS	\$30.0	
Right-of-Way	2012	Non-Federal	STATE-KS	\$57.4	
Other	2013	Federal	NHPP-KS	\$51.7	
Other	2013	Non-Federal	STATE-KS	\$5.7	
Construction	2014	Federal	NHPP-KS	\$2,779.0	
Construction	2014	Non-Federal	STATE-KS	\$308.7	
Conversion	2014	Federal	NHPP-KS	\$270.0	
Other	2014	Non-Federal	CREDIT	(\$270.0)	
Federal Total:	\$3,100.7	Non-Federal Total: \$401.8		Total:	

☐ New ☐ Deleted ☐ Schedule ☒ Budget ☐ AirQuality ☐ Scope

Kansas

TIP #: 280125		Juris: KDOT		Location/Improvement: BRIDGE #105 ON K-32 IN WYANDOTTE COUNTY	
State #: KA-3079-01		Fed #:		County: WYANDOTTE	Project Type: Engineering(Bridge)
				Length (mi): 0	
Phase	Year of Obligation	Type	Source	Cost (IN THOUSANDS)	Description: Bridge replacement. Project is authorized for PE ONLY. The total project cost, including all work phases, is estimated at \$3969 K. This estimate should be used for planning purposes only. The PE work phase will utilize AC in the amount of \$288 K with conversion to NHPP in 2022. Amendment Description: New Project
Engineering	2013	Non-Federal	STATE-KS (AC)	\$288.0	
Engineering	2013	Non-Federal	STATE-KS	\$72.0	
Conversion	2022	Federal	NHPP-KS	\$288.0	
Other	2022	Non-Federal	CREDIT	(\$288.0)	
Federal Total:	\$288.0	Non-Federal Total:	\$72.0	Total:	\$360.0

☒ New
 ☐ Deleted
 ☐ Schedule
 ☐ Budget
 ☐ AirQuality
 ☐ Scope

TRANSPORTATION IMPROVEMENT PROGRAM

Financial Plan Updates

Approval of the 2013 1st Quarter Amendment to the 2012–2016 Transportation Improvement Program (TIP) will require tables from the financial plan of the 2012–2016 TIP to be modified as follows:

(See Section 4. Financial Plan at <http://www.marc.org/transportation/tip/2012-2016/TIP2012-2016.pdf>)

STATE	SOURCE	2012	2013	2014	2015	2016
Bistate	402-KS	\$5.80	\$0.00	\$0.00	\$0.00	\$0.00
	5307	\$2,250.00	\$2,790.00	\$2,680.00	\$900.00	\$920.00
	5309	\$13,060.86	\$7,394.40	\$12,807.00	\$10,005.00	\$12,608.00
	5312	\$0.00	\$49.99	\$0.00	\$0.00	\$0.00
	CMAQ-KS	\$360.00	\$2,399.76	\$762.21	\$0.00	\$0.00
	CMAQ-MO	\$397.00	\$724.41	\$0.00	\$0.00	\$0.00
	AC CONVERSION	\$0.00	\$0.00	\$0.00	\$0.00	(\$2,291.00)
	JARC	\$495.68	\$0.00	\$0.00	\$0.00	\$0.00
	LOCAL	\$86,391.84	\$86,645.90	\$87,668.67	\$89,232.60	\$88,177.00
	MCRS-MO	\$6.96	\$0.00	\$0.00	\$0.00	\$0.00
	STATE-KS	\$0.00	\$2,250.00	\$2,175.00	\$4,350.00	\$0.00
	STATE-MO	\$0.00	\$111.00	\$0.00	\$0.00	\$0.00
	STATE-MO (AC)	\$0.00	\$2,291.00	\$0.00	\$0.00	\$0.00
	STPM-KS	\$80.00	\$549.60	\$0.00	\$663.00	\$163.00
	STPM-MO	\$534.70	\$842.15	\$0.00	\$882.93	\$382.93
	STP-MO	\$0.00	\$0.00	\$2,261.00	\$4,790.00	\$2,291.00
Kansas	130-KS	\$0.00	\$0.00	\$150.00	\$0.00	\$0.00
	5309	\$616.00	\$0.00	\$0.00	\$0.00	\$0.00
	5310	\$205.00	\$0.00	\$0.00	\$0.00	\$0.00
	5317	\$375.93	\$0.00	\$0.00	\$0.00	\$0.00
	BR-KS	\$312.87	\$590.03	\$0.00	\$359.00	\$0.00
	BRM-KS	\$0.00	\$1,664.00	\$896.00	\$0.00	\$0.00
	BRO-KS	\$0.00	\$1,242.77	\$0.00	\$0.00	\$0.00
	CMAQ-KS	\$3,011.20	\$1,722.30	\$2,249.70	\$3,500.00	\$3,500.00
	AC CONVERSION	(\$47,511.00)	\$72,916.90	\$17,267.80	\$64,929.00	\$59,186.90
	HP-KS	\$0.00	\$0.00	\$0.00	\$750.00	\$0.00
	HRRR-KS	\$345.00	\$0.00	\$1,899.40	\$0.00	\$0.00
	HSIP-KS	\$2,365.30	\$2,250.00	\$500.00	\$700.00	\$500.00

Table 11: Estimated Revenues by Year and Funding Source (\$1,000's)

	IM-KS	\$450.00	\$29,908.60	\$5,378.40	\$4,708.10	\$22,986.00
	JARC	\$170.61	\$0.00	\$0.00	\$0.00	\$0.00
	LOCAL	\$179,268.74	\$184,482.67	\$190,161.21	\$195,355.88	\$200,669.17
	NHPP-KS	\$0.00	\$73.80	\$33,095.00	\$41,631.60	\$36,312.20
	NHS-KS	\$47,061.00	\$40,126.40	\$47.30	\$18,589.30	\$0.00
	SP-KS	\$0.00	\$360.00	\$0.00	\$0.00	\$0.00
	SRTS-KS	\$976.70	\$0.00	\$0.00	\$0.00	\$0.00
	STATE-KS	\$67,678.47	\$19,753.70	\$42,447.70	\$4,376.10	\$12.40
	STATE-KS (AC)	\$68,873.60	\$62,620.40	\$213,700.60	\$28,873.10	\$0.00
	STP-KS	\$845.00	\$1,127.38	\$28,357.11	\$6,951.40	\$0.00
	STPM-KS	\$14,140.42	\$10,312.54	\$13,776.80	\$12,637.00	\$13,137.00
	TCSP-KS	\$800.00	\$0.00	\$0.00	\$0.00	\$0.00
	TE-KS	\$2,622.55	\$1,634.60	\$0.00	\$0.00	\$0.00
	TIP-KS	\$1,202.81	\$0.00	\$0.00	\$0.00	\$0.00
Missouri	5307	\$17,505.00	\$16,829.00	\$16,740.00	\$7,151.00	\$18,116.00
	5309	\$856.00	\$2,504.00	\$10,400.00	\$8,000.00	\$400.00
	5310	\$430.40	\$0.00	\$0.00	\$0.00	\$0.00
	5317	\$538.45	\$0.00	\$0.00	\$0.00	\$0.00
	BRM-MO	\$120.00	\$4,080.00	\$3,000.00	\$0.00	\$0.00
	BR-MO	\$16,823.00	\$41,855.00	\$60,271.00	\$10,567.00	\$2,274.00
	BRO-MO	\$4,358.44	\$400.00	\$0.00	\$0.00	\$0.00
	CMAQ-MO	\$4,755.42	\$3,395.08	\$1,522.12	\$2,500.00	\$2,500.00
	AC CONVERSION	(\$5,838.00)	(\$54,369.00)	\$97,786.40	(\$100,879.20)	(\$55,244.70)
	HP-MO	\$20,437.32	\$3,831.56	\$0.00	\$0.00	\$0.00
	IM-MO	\$5,385.00	\$19,499.00	\$73,596.40	\$46,172.00	\$18,470.70
	ITS-MO	\$0.00	\$0.00	\$523.00	\$0.00	\$0.00
	JARC	\$666.87	\$0.00	\$0.00	\$0.00	\$0.00
	LOCAL	\$130,080.00	\$215,350.00	\$132,620.00	\$133,910.00	\$135,210.00
	MCRS-MO	\$26.25	\$0.00	\$0.00	\$0.00	\$0.00
	NHS-MO	\$8,410.00	\$26,525.00	\$25,796.00	\$21,540.20	\$22,320.00
	NSB-MO	\$48.00	\$1,426.50	\$0.00	\$0.00	\$0.00
	PRIVATE	\$5,387.00	\$225.00	\$15,398.00	\$0.00	\$0.00
	SP-MO	\$1,508.00	\$2,889.00	\$0.00	\$0.00	\$0.00
	SRTS-MO	\$285.00	\$21.83	\$0.00	\$0.00	\$0.00
	STATE-KS	\$2,829.00	\$0.00	\$0.00	\$1,875.00	\$0.00
	STATE-KS (AC)	\$400.00	\$0.00	\$0.00	\$0.00	\$0.00
	STATE-MO	\$46,801.20	\$20,917.50	\$23,400.00	\$5,839.00	\$656.00
	STATE-MO (AC)	\$96,622.20	\$42,400.30	\$25,891.00	\$18,091.00	\$2,753.00
	STPM-MO	\$21,186.70	\$46,566.09	\$11,844.64	\$18,514.30	\$16,502.30
	STP-MO	\$3,475.45	\$29,653.00	\$13,599.00	\$33,167.00	\$14,454.00

Table 11: Estimated Revenues by Year and Funding Source (\$1,000's)						
	TCSP-MO	\$2,817.97	\$0.00	\$0.00	\$0.00	\$0.00
	TA-MO	\$0.00	\$450.00	\$4,826.93		
	TE-MO	\$9,122.88	\$600.00	\$0.00	\$0.00	\$0.00
	Bi-State Subtotal	\$103,582.83	\$106,048.21	\$108,353.88	\$110,823.53	\$102,250.93
	Kansas Subtotal	\$343,810.20	\$430,786.09	\$549,927.02	\$383,360.48	\$336,303.67
	Missouri Subtotal	\$395,037.55	\$425,048.86	\$517,214.49	\$206,447.30	\$178,411.30
	Subtotal by Year	\$842,430.58	\$961,883.16	\$1,175,495.39	\$700,631.31	\$616,965.90
	Total	\$4,297,406.34				

Table 12: Estimated Expenditures by Year and Funding Source (\$1,000's)						
STATE	SOURCE	2012	2013	2014	2015	2016
Bistate	402-KS	\$5.80	\$0.00	\$0.00	\$0.00	\$0.00
	5307	\$2,250.00	\$2,790.00	\$2,680.00	\$900.00	\$920.00
	5309	\$13,060.86	\$7,394.40	\$12,807.00	\$10,005.00	\$12,608.00
	5312	\$0.00	\$49.99	\$0.00	\$0.00	\$0.00
	CMAQ-KS	\$360.00	\$2,399.76	\$762.21	\$0.00	\$0.00
	CMAQ-MO	\$397.00	\$724.41	\$0.00	\$0.00	\$0.00
	JARC	\$495.68	\$0.00	\$0.00	\$0.00	\$0.00
	LOCAL	\$86,391.84	\$86,645.90	\$87,668.67	\$89,232.60	\$88,177.00
	MCRS-MO	\$6.96	\$0.00	\$0.00	\$0.00	\$0.00
	STATE-KS	\$0.00	\$2,250.00	\$2,175.00	\$4,350.00	\$0.00
	STATE-MO	\$0.00	\$111.00	\$0.00	\$0.00	\$0.00
	STATE-MO (AC)	\$0.00	\$2,291.00	\$0.00	\$0.00	\$0.00
	STPM-KS	\$80.00	\$549.60	\$0.00	\$663.00	\$163.00
	STPM-MO	\$534.70	\$842.15	\$0.00	\$882.93	\$382.93
	STP-MO	\$0.00	\$0.00	\$2,261.00	\$4,790.00	\$0.00
	130-KS	\$0.00	\$0.00	\$150.00	\$0.00	\$0.00
Kansas	5309	\$616.00	\$0.00	\$0.00	\$0.00	\$0.00
	5310	\$205.00	\$0.00	\$0.00	\$0.00	\$0.00
	5317	\$375.93	\$0.00	\$0.00	\$0.00	\$0.00
	BR-KS	\$312.87	\$590.03	\$0.00	\$359.00	\$0.00

Table 12: Estimated Expenditures by Year and Funding Source (\$1,000's)

	BRM-KS	\$0.00	\$1,664.00	\$896.00	\$0.00	\$0.00
	BRO-KS	\$0.00	\$1,242.77	\$0.00	\$0.00	\$0.00
	CMAQ-KS	\$3,011.20	\$1,722.30	\$2,249.70	\$0.00	\$0.00
	HP-KS	\$0.00	\$0.00	\$0.00	\$750.00	\$0.00
	HRRR-KS	\$345.00	\$0.00	\$1,899.40	\$0.00	\$0.00
	HSIP-KS	\$2,365.30	\$2,550.00	\$500.00	\$700.00	\$500.00
	IM-KS	\$0.00	\$3,481.20	\$0.00	\$0.00	\$0.00
	JARC	\$170.61	\$0.00	\$0.00	\$0.00	\$0.00
	LOCAL	\$21,939.31	\$43,218.53	\$33,529.49	\$47,607.04	\$31,398.65
	NHS-KS	\$0.00	\$0.00	\$47.30	\$0.00	\$0.00
	NHPP-KS	\$0.00	\$73.80	\$14,842.50	\$0.00	\$111.30
	SP-KS	\$0.00	\$360.00	\$0.00	\$0.00	\$0.00
	SRTS-KS	\$976.70	\$0.00	\$0.00	\$0.00	\$0.00
	STATE-KS	\$67,678.47	\$19,753.70	\$42,447.70	\$4,376.10	\$12.40
	STATE-KS (AC)	\$68,873.60	\$62,620.40	\$213,700.60	\$28,873.10	\$0.00
	STP-KS	\$845.00	\$1,127.38	\$28,357.11	\$6,951.40	\$0.00
	STPM-KS	\$14,140.42	\$10,312.54	\$13,776.80	\$12,637.00	\$13,137.00
	TCSP-KS	\$800.00	\$0.00	\$0.00	\$0.00	\$0.00
	TE-KS	\$2,622.55	\$1,634.60	\$0.00	\$0.00	\$0.00
	TIP-KS	\$1,202.81	\$0.00	\$0.00	\$0.00	\$0.00
Missouri	5307	\$17,505.00	\$16,829.00	\$16,740.00	\$7,151.00	\$18,116.00
	5309	\$856.00	\$2,504.00	\$10,400.00	\$8,000.00	\$400.00
	5310	\$430.40	\$0.00	\$0.00	\$0.00	\$0.00
	5317	\$538.45	\$0.00	\$0.00	\$0.00	\$0.00
	BRM-MO	\$120.00	\$4,080.00	\$3,000.00	\$0.00	\$0.00
	BR-MO	\$16,823.00	\$41,855.00	\$60,271.00	\$10,567.00	\$2,274.00
	BRO-MO	\$4,358.44	\$400.00	\$0.00	\$0.00	\$0.00
	CMAQ-MO	\$4,755.42	\$3,395.08	\$1,522.12	\$0.00	\$0.00
	HP-MO	\$20,437.32	\$3,831.56	\$0.00	\$0.00	\$0.00
	IM-MO	\$3,079.00	\$19,499.00	\$73,596.40	\$46,172.00	\$18,470.00
	ITS-MO	\$0.00	\$0.00	\$0.00	\$0.00	\$0.00
	JARC	\$666.87	\$0.00	\$0.00	\$0.00	\$0.00
	LOCAL	\$50,389.32	\$152,271.00	\$46,397.12	\$21,109.50	\$18,734.20
	MCRS-MO	\$26.25	\$0.00	\$0.00	\$0.00	\$0.00
	NHS-MO	\$7,930.00	\$1,297.00	\$15,498.00	\$0.00	\$0.00
	NSB-MO	\$48.00	\$1,426.50	\$0.00	\$0.00	\$0.00
	PRIVATE	\$5,387.00	\$225.00	\$15,398.00	\$0.00	\$0.00
	SP-MO	\$1,508.00	\$2,889.00	\$0.00	\$0.00	\$0.00
	SRTS-MO	\$285.00	\$21.83	\$0.00	\$0.00	\$0.00
	STATE-KS	\$2,829.00	\$0.00	\$0.00	\$1,875.00	\$0.00
	STATE-KS (AC)	\$400.00	\$0.00	\$0.00	\$0.00	\$0.00
	STATE-MO	\$46,801.20	\$20,917.50	\$23,400.00	\$5,839.00	\$656.00

Table 12: Estimated Expenditures by Year and Funding Source (\$1,000's)

	STATE-MO (AC)	\$96,622.20	\$42,400.30	\$25,891.00	\$18,091.00	\$2,753.00
	STPM-MO	\$21,186.70	\$46,566.09	\$11,844.64	\$18,514.30	\$16,502.30
	STP-MO	\$423.45	\$512.00	\$23.00	\$0.00	\$2,291.00
	TCSP-MO	\$2,817.97	\$0.00	\$0.00	\$0.00	\$0.00
	TA-MO	\$0.00	\$450.00	\$4,826.93	\$0.00	\$0.00
	TE-MO	\$9,122.88	\$600.00	\$0.00	\$0.00	\$0.00
	Bi-State Subtotal	\$103,582.83	\$106,048.21	\$108,353.88	\$110,823.53	\$102,250.93
	Kansas Subtotal	\$186,480.77	\$150,351.25	\$352,396.60	\$102,253.64	\$45,159.35
	Missouri Subtotal	\$315,346.87	\$361,969.86	\$308,808.21	\$137,318.80	\$80,196.50
	Subtotal by Year	\$605,410.47	\$618,369.32	\$769,558.69	\$350,395.97	\$227,606.78
	Total	\$2,571,341.23				

Table 15: Estimated Revenues vs. Expenditures (\$1,000's)

	2012	2013	2014	2015	2016
Bi-State Revenue	\$103,582.83	\$106,048.21	\$108,353.88	\$110,823.53	\$102,250.93
Bi-State Expenditure	\$103,582.83	\$106,048.21	\$108,353.88	\$110,823.53	\$102,250.93
Difference	\$0.00	\$0.00	\$0.00	\$0.00	\$0.00
Kansas Revenue	\$343,810.20	\$430,786.09	\$549,927.02	\$383,360.48	\$336,303.67
Kansas O&M Expenditure	\$30,615.86	\$31,534.34	\$32,480.37	\$33,454.78	\$34,458.42
Kansas Project Expenditure	\$186,480.77	\$150,351.25	\$352,396.60	\$102,253.64	\$45,159.35
Difference	\$126,713.57	\$248,900.50	\$165,050.05	\$247,652.06	\$256,685.90
Missouri Revenue	\$395,037.55	\$425,048.86	\$517,214.49	\$206,447.30	\$178,411.30
Missouri O&M Expenditure	\$45,913.96	\$47,291.38	\$48,710.12	\$50,171.43	\$51,676.57
Missouri Project Expenditure	\$315,346.87	\$361,969.86	\$308,808.21	\$137,318.80	\$80,196.50
Difference	\$33,776.72	\$15,787.62	\$159,696.16	\$18,957.07	\$46,538.23
Total Revenue	\$842,430.58	\$961,883.16	\$1,175,495.39	\$700,631.31	\$616,965.90
Total Expenditure	\$681,940.29	\$697,195.04	\$850,749.19	\$434,022.18	\$313,741.77
Difference	\$160,490.29	\$264,688.12	\$324,746.21	\$266,609.13	\$303,224.13

MTPO

Metropolitan Topeka Planning Organization

620 SE Madison Street, Unit 11
Topeka, Kansas 66607-1118
Tel.: (785) 368-3728
Fax: (785) 368-2535
www.topeka.org

January 24th, 2013

Davonna C. Moore
KDOT Urban Planning Unit Manager
Kansas Department of Transportation
700 SW Harrison Street
Topeka, KS 66603


Dear Ms. Moore:

This letter is being sent to your office today to inform you that on January 24th, 2013 the Metropolitan Topeka Planning Organization (MTPO) approved the enclosed 2013-2016 Transportation Improvement **Program (TIP) Amendment #1**.

This TIP amendment request was reviewed by MTPO staff and by the MTPO –Technical Advisory Committee. Following a public review period this amendment was recommended for approval by the MTPO-Policy Board. The approved TIP amendment resolution with attachment is enclosed with this letter.

I would appreciate it if you could review and approve this TIP amendment as soon as possible and forward a copy of it to the Federal Transit Administration and Federal Highway Administration for their approval. If you have any questions concerning this amendment please call me at (785) 368-3728. I appreciate your assistance with this matter.

Sincerely,



Bill Fiander
MTPO Secretary

Enclosure: 2013-2016 TIP Amendment #1 including; Summary of changes; Resolution and attachments

cc: MTPO Chairman

MTPO

Metropolitan Topeka Planning Organization

620 SE Madison Street, Unit 11

Topeka, Kansas 66607-1118

Tel.: (785) 368-3728

Fax: (785) 368-2535

www.topeka.org

RESOLUTION

WHEREAS, the Metropolitan Topeka Planning Organization (MTPO) is designated as the Metropolitan Planning Organization (MPO) to carry out the Continuing, Cooperative and Comprehensive planning program (3C process), including transportation planning; and,

WHEREAS, the Transportation Improvement Program (TIP) of the MPO identifies its project programming objectives, the functional and financial responsibilities of all participating entities, and projects designed to address regional mobility issues raised and discussed in the MPO's Long Range Transportation Plan; and,

WHEREAS, a Transportation Improvement Program for the Topeka Area is required to be adopted at least once every four years, and must be amended when necessary, in accordance with the Moving Ahead for Progress in the 21st Century (MAP 21) and related laws and regulations as well as MTPO adopted policies.

NOW, THEREFORE BE IT RESOLVED, that in accordance with the provisions of 23 CFR Part 450.212(b), the Kansas Department of Transportation and the Metropolitan Topeka Planning Organization hereby agree that the public involvement activities carried out in response to the metropolitan planning requirements in 23 CFR 450.322(c) or 23 CFR 450.324(c) satisfy the public involvement requirements to add this TIP amendment into the Statewide Transportation Improvement Program (STIP); and that the 2013-2016 Transportation Improvement Program for the Topeka Area be amended to include the following

Projects-

- a. **Project #KA-1266-02 (KDOT);** I-70 Polk/Quincy Viaduct PE; change in conversion year
- b. **Project #KA-2107-01 (KDOT);** I-70 Bridge #043 (Deer Creek); change in conversion year
- c. **Project #KA-2185-01 (KDOT);** US-75Hwy mill & overlay (County line to Topeka Blvd.); project addition
- d. **Project #KA-0461-01 (KDOT);** US-24 & Topeka Blvd int., bridge replacement; add utility Phase, state funding & PE conversion
- e. **Project #KA-2089-01 (KDOT);** Bridge #122; K-4 bridge over Blacksmith Creek; Bridge replacement; remove federal funds and update federal funding source
- f. **Project #KA-7431-01 (KDOT);** US-24 (Countryside Rd. to existing 4-lane); reconstruct US-24 into a 4-lane freeway, replace bridge
- g. **Project #KA-2397-01 (KDOT);** City of Topeka traffic signal coordination (seven intersections along Gage between 10th & 21st); project addition
- h. **TMTA;** addition of JARC funding, New Freedom Grant, and Capital Grant funds
- i. **Paratransit (Family Service & Guidance Center; Sheltered Living);** addition of 5310 and 5317 funds for fleet replacement vehicles


This comprises Amendment #1 to the 2013-2016 MTPO TIP

- Attachments describing the above projects in detail are included.
- A table showing the addition of these projects and the accompanying budget table is attached.

All above amendments are noted on the attachments to this resolution.



Mike Lackey, MTPO Chairperson



Bill Fiander, MTPO Secretary

2013-2016 TIP Amendment #1 Summary of Changes (Roadway & Bridges)

Sponsor	Name	Scope	Change	MTPO / KDOT Project #	Total Federal Funding (Source)	Total State Funding	Total Local Funding	Total Funding
KDOT	I-70 Polk/Quincy Viaduct	Preliminary Engineering for Plan Development	Change conversion year to 2022 and federal funding source to NHPP	1-12-01-1 KA-1266-02		\$16,000,000		\$16,000,000
KDOT	I-70 Bridge #043 (Deer Creek)	Bridge Replacement	Change conversion year to 2022 and federal funding source to NHPP	1-11-02-3 KA-2107-01		\$5,007,000		\$5,007,000
KDOT	US-75: Osage/Shawnee County Line, north to Topeka Blvd	Mill and Overlay	Project Addition	1-12-02-1 KA-2185-01		\$3,176,600		\$3,176,600
KDOT	US-24 & Topeka Blvd	Replace bridge, reconstruct the approach pavement, mill and overlay of all ramps and loops at the interchange	Add Utilities phase to 2013, add state funding to CE and Const, add PE conversion in 2013	1-10-01-1 KA-0461-01	\$2,477,700 (BR)	\$659,000		\$3,136,700
KDOT	Bridge #122; K-4 bridge over Blacksmith Creek	Bridge Replacement	Remove federal funds from Utilities, update federal funding source to STP, add PE and Util conversion	1-11-01-3 KA-2089-01	\$1,211,200	\$233,900		\$1,445,100
KDOT	US-24: Countryside Rd East to existing 4-lane	Reconstruct US-24 into a 4-lane freeway, replace existing bridge	CE and Const using state funds and cost increase. Conversion of all phases now in 2014	1-99-01-3a K-7431-01	\$38,348,400			\$38,348,400
KDOT	City of Topeka Traffic Signal Coordination	Seven intersections along Gage between 10th and 21st	Project Addition	1-13-01-7 KA-2397-01		\$210,000	\$90,000	\$300,000

FY 2013 to FY 2016 MTPO Roadway and Bridge Projects TIP Amendment #1

Page 1 of 3

Sponsor	TMTA	KDOT #:						
Year	Name/Loc.	Scope	Change	Funding Source:	Total Federal Funds:	Total State Funds:	Total Local Funds:	
2013	5316 JARC	Job Access Reverse Commute Grant for Lift Vehicles.	Addition	5316	\$237.0		\$59.0	
								Total Funding (x 1000): \$296.0

Sponsor	TMTA	KDOT #:						
Year	Name/Loc.	Scope	Change	Funding Source:	Total Federal Funds:	Total State Funds:	Total Local Funds:	
2013	5317 New Freedom Grant	Operating Assistance for new Bus Shelters.	Addition	5317	\$140.0		\$35.0	
								Total Funding (x 1000): \$175.0

Sponsor	TMTA	KDOT #:						
Year	Name/Loc.	Scope	Change	Funding Source:	Total Federal Funds:	Total State Funds:	Total Local Funds:	
2013	5317 New Freedom Grant	Operationg Assistance (Carryover funds from 2012) for new bus shelters.	Addition	5317	\$181.0		\$45.0	
								Total Funding (x 1000): \$226.0

Sponsor	TMTA	KDOT #:
---------	------	---------

Sponsor		TMTA		KDOT #:															
Year	Name/Loc.		Scope		Change		Funding Source:	Total Federal Funds:	Total State Funds:	Total Local Funds:									
2014	5339 Capital Grant		Capital Assitance for fixed route buses and bus-related equipment.		Addition		5339	\$6,000.0		\$1,200.0									
							Total Funding (x 1000):		\$7,200.0										

Sponsor	FSGC	KDOT #:
---------	------	---------

Sponsor		FSGC		KDOT #:					
Year	Name/Loc.	Scope	Change	Funding Source:	Total Federal Funds:	Total State Funds:	Total Local Funds:		
2013	5310/5317 Family Service Guidance Center	Funding for the replacement of 13-passenger minibus for existing fleet.	Addition	5317/5310	\$40.8		\$10.2		
					Total Funding (x 1000):		\$51.0		

Sponsor	FSGC	KDOT #:
---------	------	---------

Sponsor		FSGC		KDOT #:					
Year	Name/Loc.	Scope	Change	Funding Source:	Total Federal Funds:	Total State Funds:	Total Local Funds:		
2014	5310/5317 Family Service Guidance Center	Funding for the replacement of 13-passenger minibus for existing fleet.	Addition	5317/5310	\$44.0			\$11.0	
					Total Funding (x 1000):		\$55.0		

Funding Summary Table 2013 through 2016				Amendment #1					
Metropolitan Topeka Planning Organization									
MTPO Metropolitan Planning Area									
Kansas Department of Transportation, Shawnee County, City of Topeka, and the Topeka Metropolitan Transit Authority									
Anticipated Funding									
Year	Federal Total for Road, Bridge, Safety, and Enhancement Projects	State Total for Road, Bridge, Safety, and Enhancement Projects	Local Total for Road, Bridge, Safety, and Enhancement Projects	Federal Total for Urban Transit Projects	State Total for Urban Transit Projects	Local Total for Urban Transit Projects	Total of Anticipated Funding	Anticipated Minus Programmed	
2013	\$6,781,759	\$48,522,500	\$10,935,000	\$1,950,000	\$460,462	\$5,939,667	\$74,589,388	-\$40,030,579	
2014	\$6,781,759	\$55,346,700	\$10,623,000	\$7,950,000	\$460,462	\$5,837,874	\$86,999,795	\$5,673,959	
2015	\$6,781,759	\$6,179,000	\$6,648,000	\$1,950,000	\$460,462	\$5,887,244	\$27,906,465	\$6,781,759	
2016	\$6,781,759	\$9,550,000	\$4,529,000	\$1,950,000	\$460,462	\$5,932,592	\$29,203,813	\$12,301,759	
Totals	\$27,127,036	\$119,598,200	\$32,735,000	\$13,800,000	\$1,841,848	\$23,597,377	\$218,699,461	-\$15,273,102	
Funding Programmed in the TIP									
Year	Federal Total for Road, Bridge, Safety, and Enhancement Projects	State Total for Road, Bridge, Safety, and Enhancement Projects	Local Total for Road, Bridge, Safety, and Enhancement Projects	Federal Total for Urban Transit Projects	State Total for Urban Transit Projects	Local Total for Urban Transit Projects	Total of Programmed Funding		
2013	\$46,674,000	\$48,522,500	\$10,935,000	\$1,950,000	\$598,800	\$5,939,667	\$114,619,967		
2014	\$1,107,800	\$55,346,700	\$10,623,000	\$7,950,000	\$460,462	\$5,837,874	\$81,325,836		
2015	\$4,675,000	\$1,504,000	\$6,648,000	\$1,950,000	\$460,462	\$5,887,244	\$21,124,706		
2016	\$4,385,800	-\$643,800	\$4,817,000	\$1,950,000	\$460,462	\$5,932,592	\$16,902,054		
Totals	\$56,842,600	\$104,729,400	\$33,023,000	\$13,800,000	\$1,980,186	\$23,597,377	\$233,972,563		
Notes for Anticipated Funding:									
County Annual estimates: STP Funds \$2,415,725; City Annual estimate: [STP Funds \$4,016,034]									
Program Highway Safety Improvement Program (HSIP), and Transportation Alternative (TA) funds from the FHWA for locally sponsored projects.									
This table includes an assumption that on average the region will receive annually \$150,000 in HES/HSIP funds and \$200,000 in TE funds based on recent history.									
These estimates for Safety and TA funds were used in the Anticipated Funds amounts for all years.									
This table includes the latest estimates from KDOT for sub-allocation amounts for STP and BR funding for Topeka and Shawnee County.									
This table includes all federal, state and local funding that is anticipated for KDOT sponsored or administered roadway and bridge projects in the MTPO metropolitan planning area.									
Projects using Advanced Construction are reimbursed with federal funds if and when available.									
This table includes FTA Section 5307 Formula funds, Section 5309 Discretionary Capital funds, and Section 5316 Job Access-Reverse Commute (JARC) funds for urban transit. (if applicable)									
This table includes awarded FTA Section 5310 funds for projects in the MTPO metropolitan planning area. (if applicable)									
This table includes State Operating Assistance for the TMTA that is at levels funded under the current Comprehensive Transportation Program. (if applicable)									
This table includes local funding for transportation projects from various sources including general obligation bonds, sales taxes, property taxes, mill levies and other sources.									
The local amounts include funding needed to match federal and/or state funds plus funds for locally funded projects that are regionally significant.									
*Includes federal funds for Shawnee County and Topeka advanced by KDOT Local Projects									
Notes for Funding Programmed in the TIP									
This table includes all of the forms of anticipated funding listed above including local funds in excess of what is needed to match federal and state funding sources.									
Each proposed project for the TIP is placed into the TIP tables only after the project sponsor meets with the MTPO staff and identifies its funding sources.									