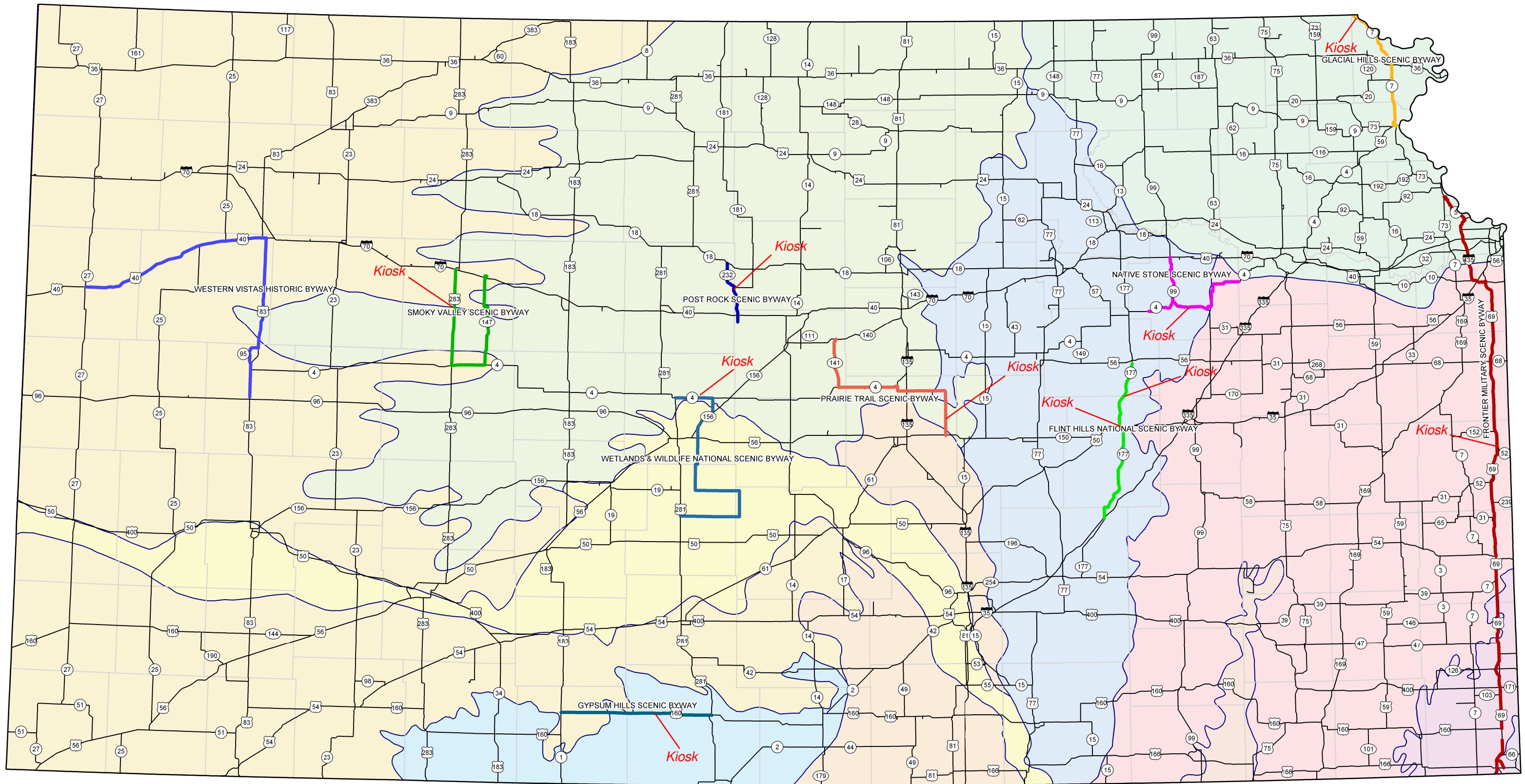












National and State Kansas Byways



KDOT makes no warranties, guarantees, or representations for accuracy of this information and assumes no liability for errors or omissions.

- | | | | | | |
|---|-----------------------------------|---|----------------------------|---|---|
|  | FLINT HILLS NATIONAL SCENIC BYWAY |  | NATIVE STONE SCENIC BYWAY |  | SMOKY VALLEY SCENIC BYWAY |
|  | FRONTIER MILITARY SCENIC BYWAY |  | POST ROCK SCENIC BYWAY |  | WESTERN VISTAS HISTORIC BYWAY |
|  | GLACIAL HILLS SCENIC BYWAY |  | PRAIRIE TRAIL SCENIC BYWAY |  | WETLANDS & WILDLIFE NATIONAL SCENIC BYWAY |
|  | GYPSUM HILLS SCENIC BYWAY | | | | |