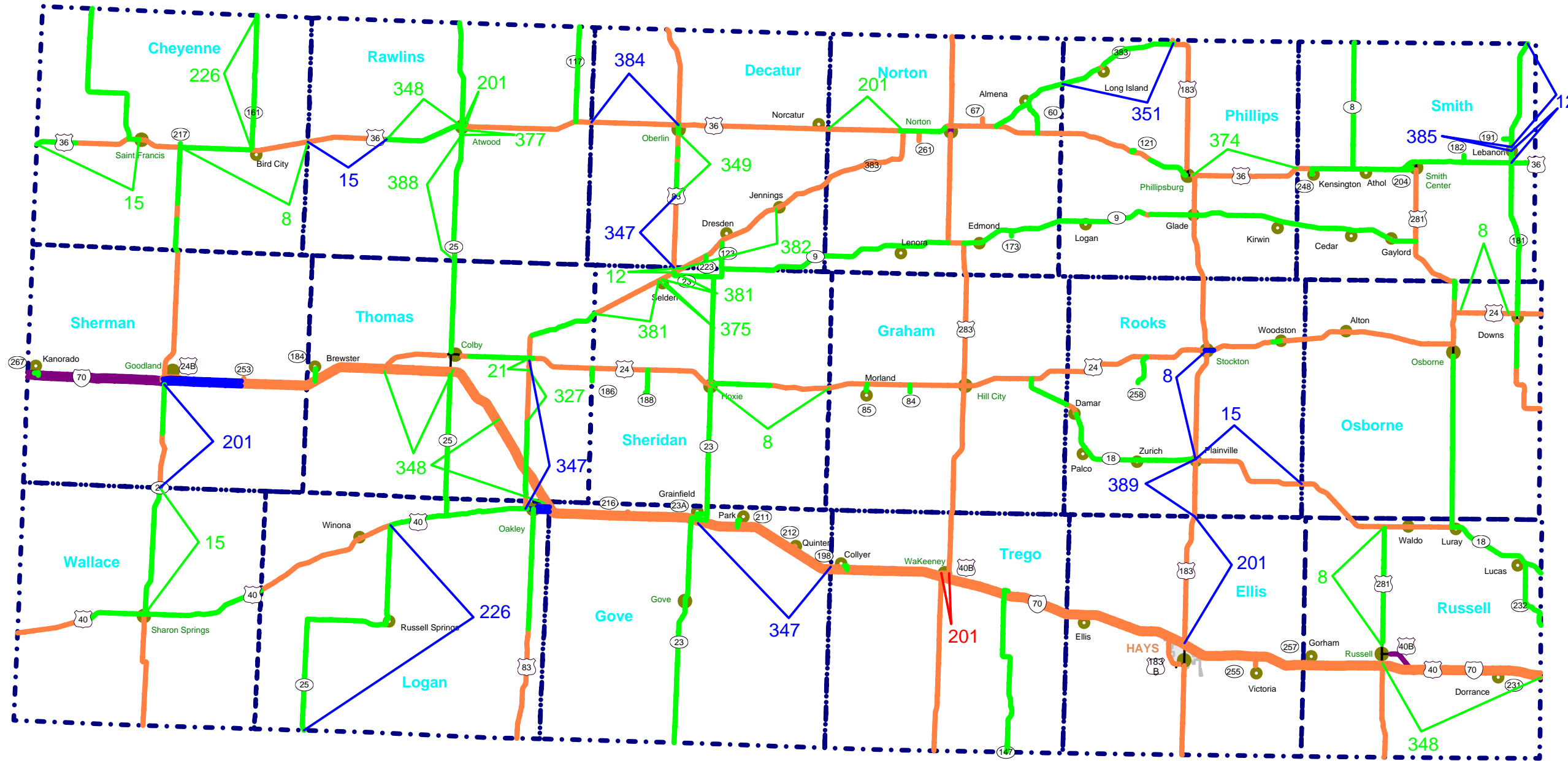


KANSAS HIGHWAY SYSTEM District 3 2007 Pavement Types

prepared by
Kansas Department of Transportation
Bureau of Materials and Research
based on database snapshot from
August 01, 2007


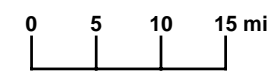


- PCCP
- COMPOSITE
- FDBIT
- PDBIT

Planned Project Years

- 2007
- 2008
- 2009

- 8 CONVSEAL
- 12 OVERLAY 1.5"
- 15 SR1",OL1"
- 21 CM1.5",HR3"
- 201 NEW CONST(IFD=3)
- 226 SR2",CONV
- 327 CM.75",HR1.5"
- 347 CM2",OL2"
- 348 BUTWC
- 349 SR1",BUTWC
- 351 CM.5",OL1.5"
- 374 SR2",BUTWC
- 375 CM1.5",OL1.5"
- 377 OL.625"
- 381 CM.5",OL2"
- 382 CM2",OL3.5"
- 384 SR2",OL1.5"
- 385 CM1",OL1.5"
- 388 SR1",OL.625"
- 389 CM1.5",OL2"



KDOT makes no warranties, guarantees, or representations for accuracy of this information and assumes no liability or responsibility for any errors or omissions.