





KANSAS HIGHWAY SYSTEM

District 4

2008 Pavement Types

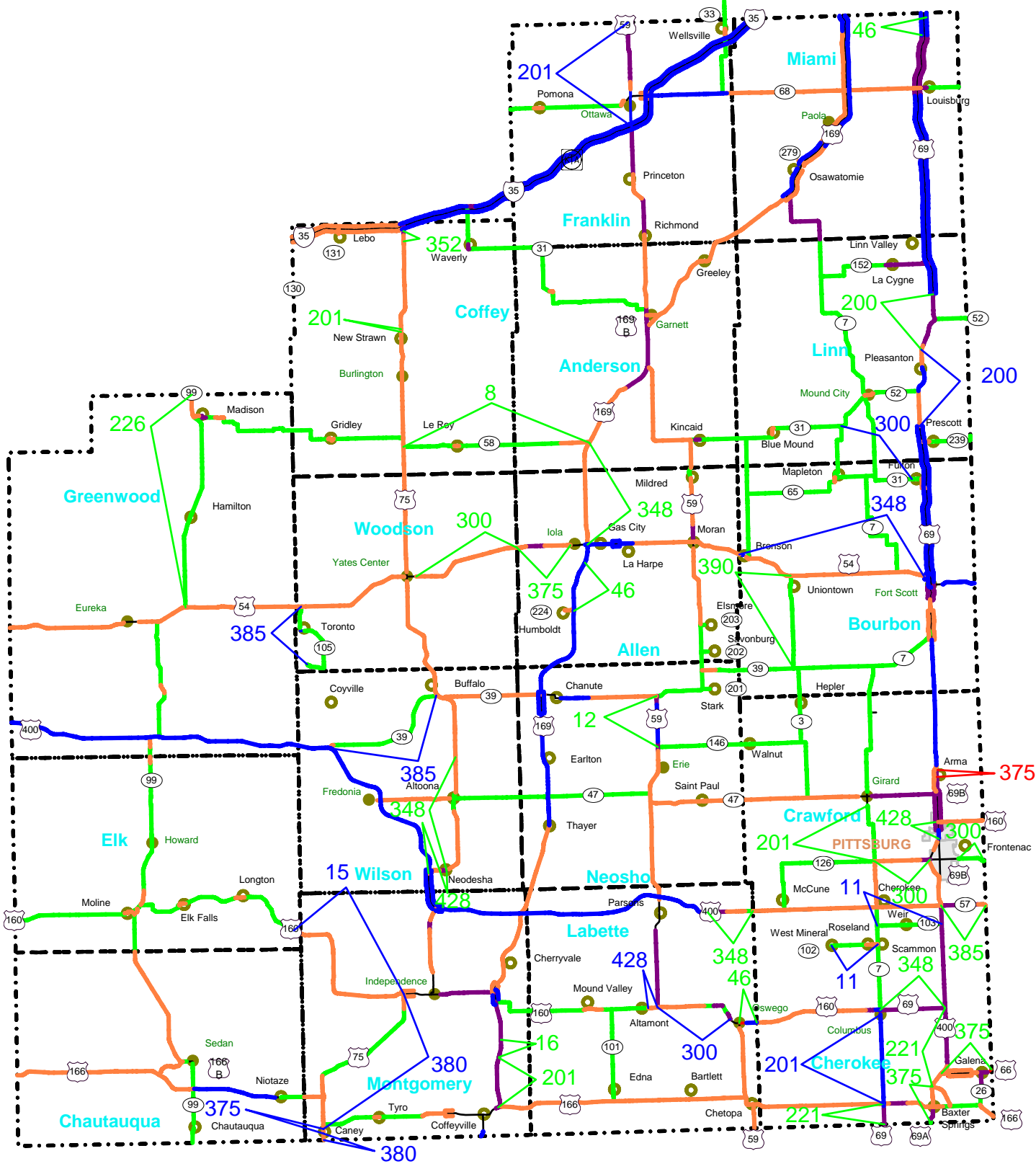
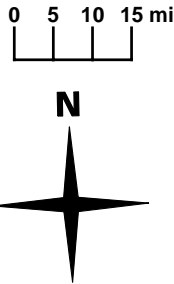
prepared by
 Kansas Department of Transportation
 Bureau of Materials and Research
 based on database snapshot from
 August 05, 2008

-  PCCP
-  COMPOSITE
-  FDBIT
-  PDBIT

Planned Project Years

-  2008
-  2009
-  2010

- 8 CONVSEAL
- 11 OVERLAY .75"
- 12 OVERLAY 1.5"
- 15 SR1",OL1"
- 16 SR1",OL2"
- 46 GRIND, PATCH
- 200 NEW CONST(IFD=4)
- 201 NEW CONST(IFD=3)
- 221 ROUT & CRACKSEAL
- 226 SR2",CONV
- 300 OVERLAY 1"
- 348 UBAS
- 352 CM1",HR2",OL1"
- 375 CM1.5",OL1.5"
- 380 CM.5",OL1"
- 385 CM1",OL1.5"
- 390 SR 1.5",OL 1"
- 428 CM 1",OL 1"



KDOT makes no warranties, guarantees, or representations for accuracy of this information and assumes no liability or responsibility for any errors or omissions.