





KANSAS HIGHWAY SYSTEM




District 2

2010 Pavement Types

prepared by
 Kansas Department of Transportation
 Bureau of Materials and Research
 based on database snapshot from
 July 1, 2010

-  PCCP
-  COMPOSITE
-  FDBIT
-  PDBIT

Planned Project Years

-  2010
-  2011
-  2012

- 8 CONVSEAL
- 9 MOD SLURRY SEAL
- 12 OVERLAY 1.5"
- 46 GRIND, PATCH
- 200 NEW CONST (IFD=4)
- 201 NEW CONST (IFD=3)
- 221 ROUT & CRACKSEAL
- 226 SR2", CONV
- 228 SR2"
- 327 CM.75", HR1.5"
- 348 UBAS
- 351 CM.5", OL1.5"
- 374 SR 2", UBAS
- 375 CM1.5", OL1.5"
- 385 CM1", OL1.5"
- 394 CM>=4, WHITTOP>=4
- 396 EXTPATCH, UBAS
- 430 CM 0.75", OL 2"
- 432 SR2, SL/CM2, OL2

