





# KANSAS HIGHWAY SYSTEM

## District 6 2011 Pavement Types

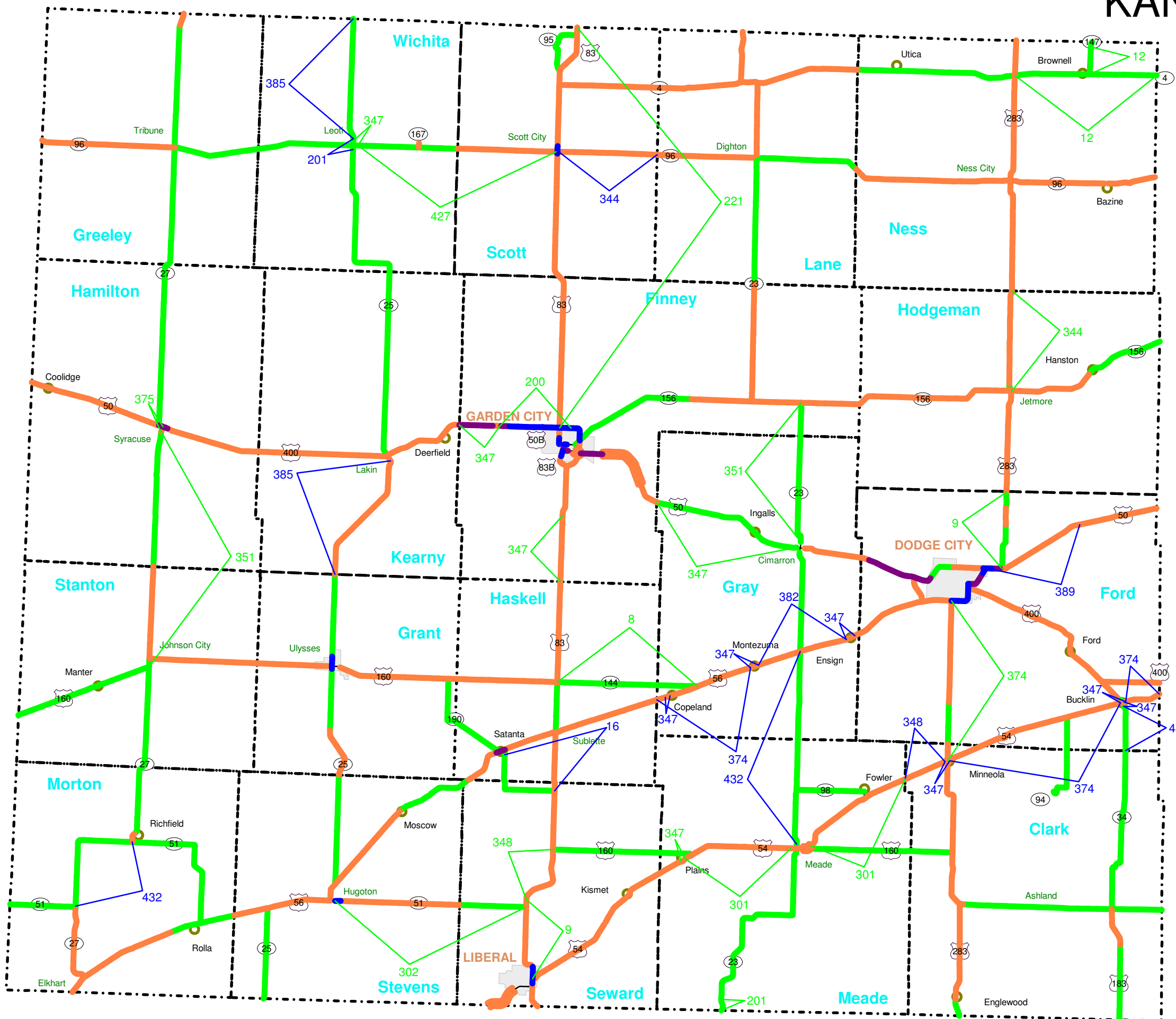
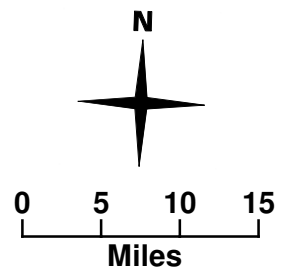
prepared by  
Kansas Department of Transportation  
Bureau of Materials and Research  
based on database snapshot from  
August 22, 2011

-  PCCP
-  COMPOSITE
-  FDBIT
-  PDBIT

## Planned Project Years

-  2011 Locations
-  2012 Locations
-  2013 Locations

- 8 ChipSeal
- 9 Mod Slurry Seal
- 12 Overlay 1.5"
- 16 SR1",OL2"
- 200 New Const(IFD=4)
- 201 New Const(IFD=3)
- 221 Rout & CrackSeal
- 301 Overlay 2"
- 302 CM1",OL.75"
- 344 CR4",OL1.5"
- 347 CM2",OL2"
- 348 UBAS-Novachip
- 351 CM.5",OL1.5"
- 374 SR 2",UBAS
- 375 CM1.5",OL1.5"
- 382 CM2",OL3.5"
- 385 CM1",OL1.5"
- 389 CM1.5",OL2"
- 427 CM 1",OL 2"
- 432 SR2,SL/CM2,OL2



KDOT makes no warranties, guarantees, or representations for accuracy of this information and assumes no liability or responsibility for any errors or omissions.