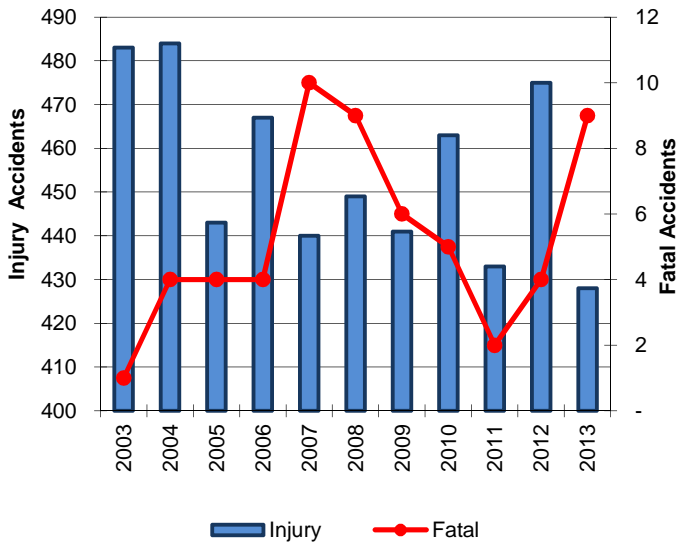


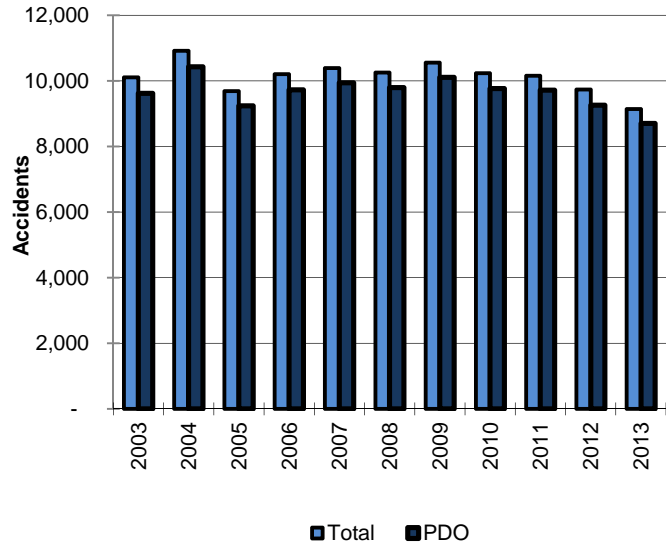
Deer Accidents

Year	Accidents				People	
	Total	Fatal	Injury	PDO	Deaths	Injuries
2003	10,102	1	483	9,618	1	598
2004	10,909	4	484	10,421	4	598
2005	9,682	4	443	9,235	4	566
2006	10,197	4	467	9,726	4	580
2007	10,383	10	440	9,933	10	538
2008	10,247	9	449	9,789	9	545
2009	10,551	6	441	10,104	7	529
2010	10,232	5	463	9,764	5	555
2011	10,148	2	433	9,713	2	522
2012	9,735	4	475	9,256	4	556
2013	9,138	9	428	8,701	9	527
Total	111,324	58	5,006	106,260	59	6,114

Injury & Fatal Deer Accidents

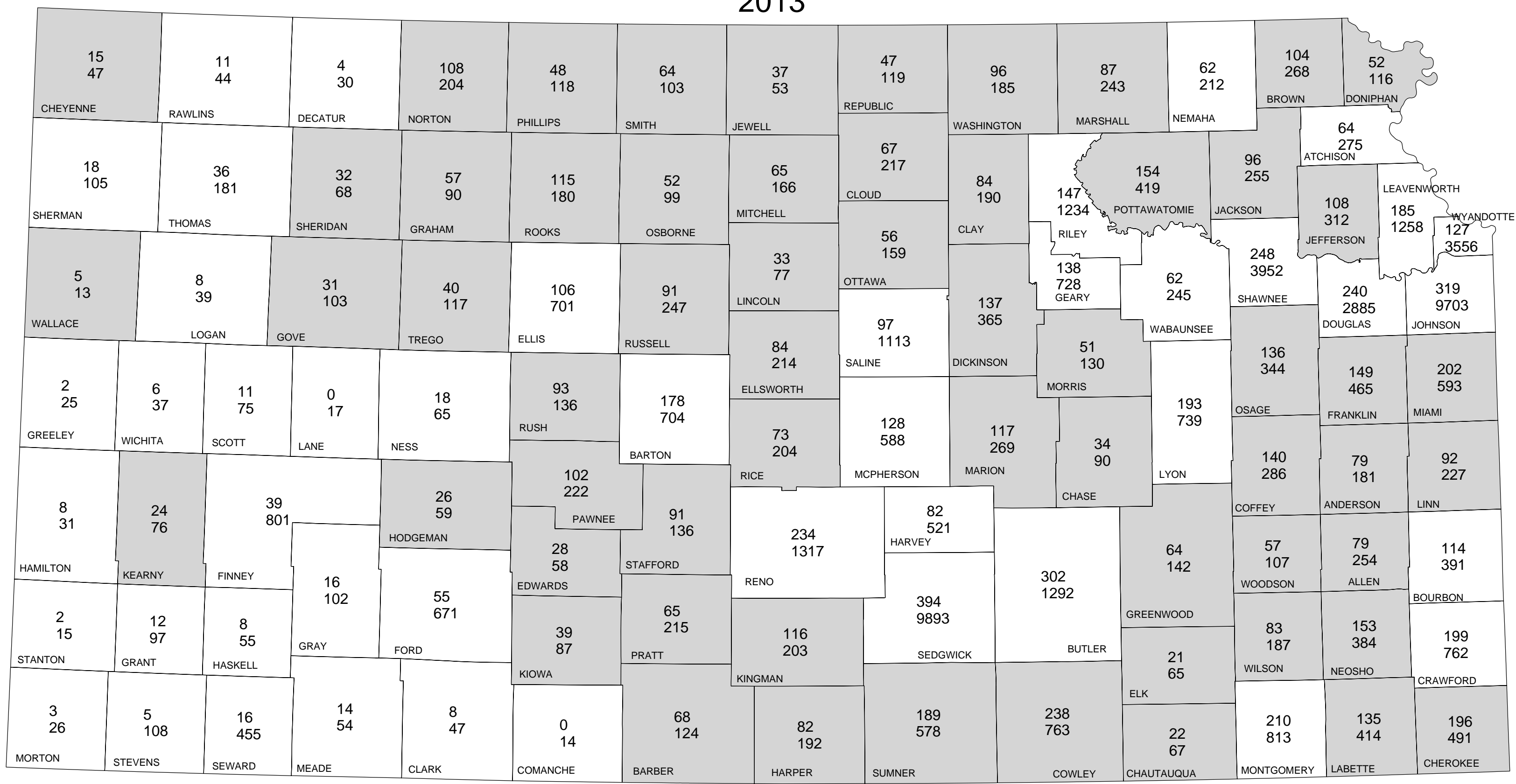


Total & PDO Deer Accidents

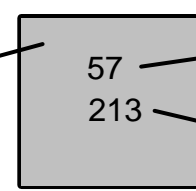


In 2013, 15.6% of all accidents in Kansas involved striking deer.

TOTAL ACCIDENTS AND DEER ACCIDENTS BY COUNTY 2013



COUNTY HAS 30 PERCENT
OR GREATER
DEER ACCIDENTS



DEER ACCIDENTS
TOTAL ACCIDENTS