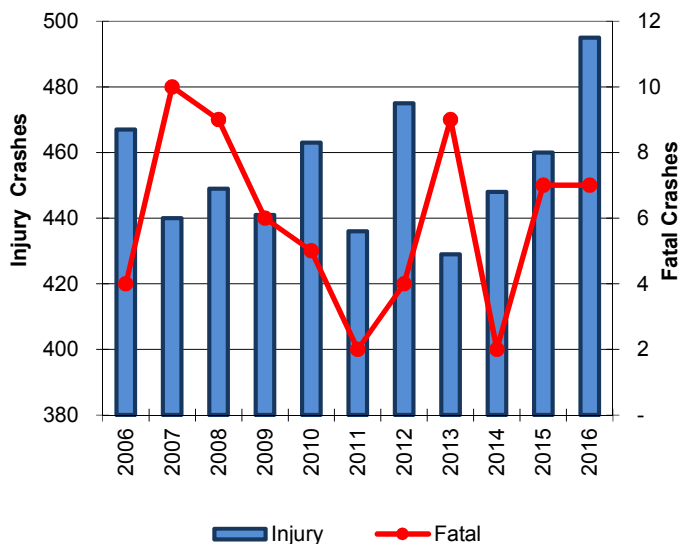


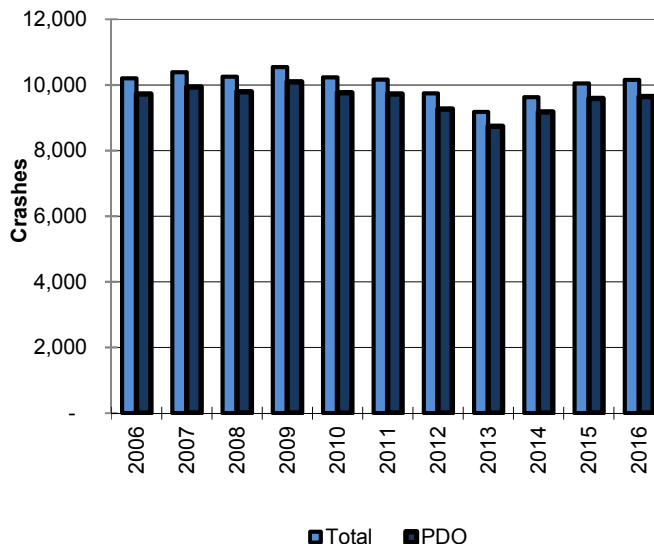
## Deer Crashes

Year	Crashes				People	
	Total	Fatal	Injury	PDO	Deaths	Injuries
2006	10,197	4	467	9,726	4	580
2007	10,383	10	440	9,933	10	538
2008	10,247	9	449	9,789	9	545
2009	10,539	6	441	10,092	7	529
2010	10,232	5	463	9,764	5	555
2011	10,160	2	436	9,722	2	527
2012	9,740	4	475	9,261	4	556
2013	9,176	9	429	8,738	9	528
2014	9,628	2	448	9,178	2	535
2015	10,049	7	460	9,582	8	531
2016	10,150	7	495	9,648	7	593
<b>Total</b>	<b>110,501</b>	<b>65</b>	<b>5,003</b>	<b>105,433</b>	<b>67</b>	<b>6,017</b>

### Injury & Fatal Deer Crashes

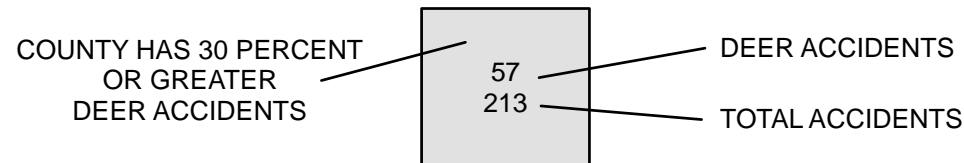
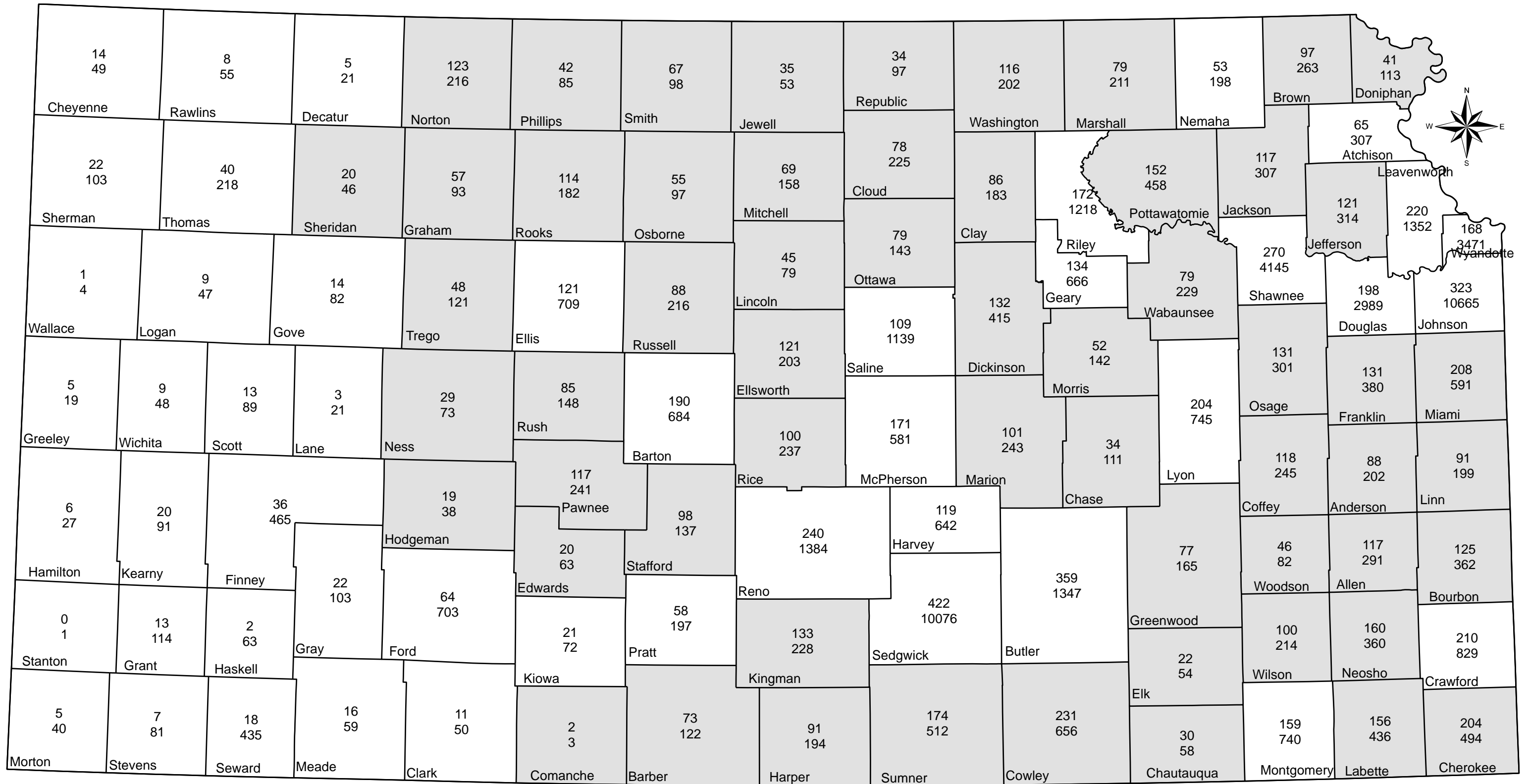


### Total & PDO Deer Crashes



In 2016, 16.4% of all crashes in Kansas involved striking deer.

# TOTAL ACCIDENTS AND DEER ACCIDENTS BY COUNTY 2014



PREPARED BY THE  
**KANSAS DEPARTMENT OF TRANSPORTATION**  
**BUREAU OF TRANSPORTATION PLANNING**  
 MAP CREATED FRIDAY, MARCH 11, 2016

KDOT makes no warranties, guarantees, or representations for accuracy of this information and assumes no liability for errors or omissions.