




# KANSAS HIGHWAY SYSTEM District 1

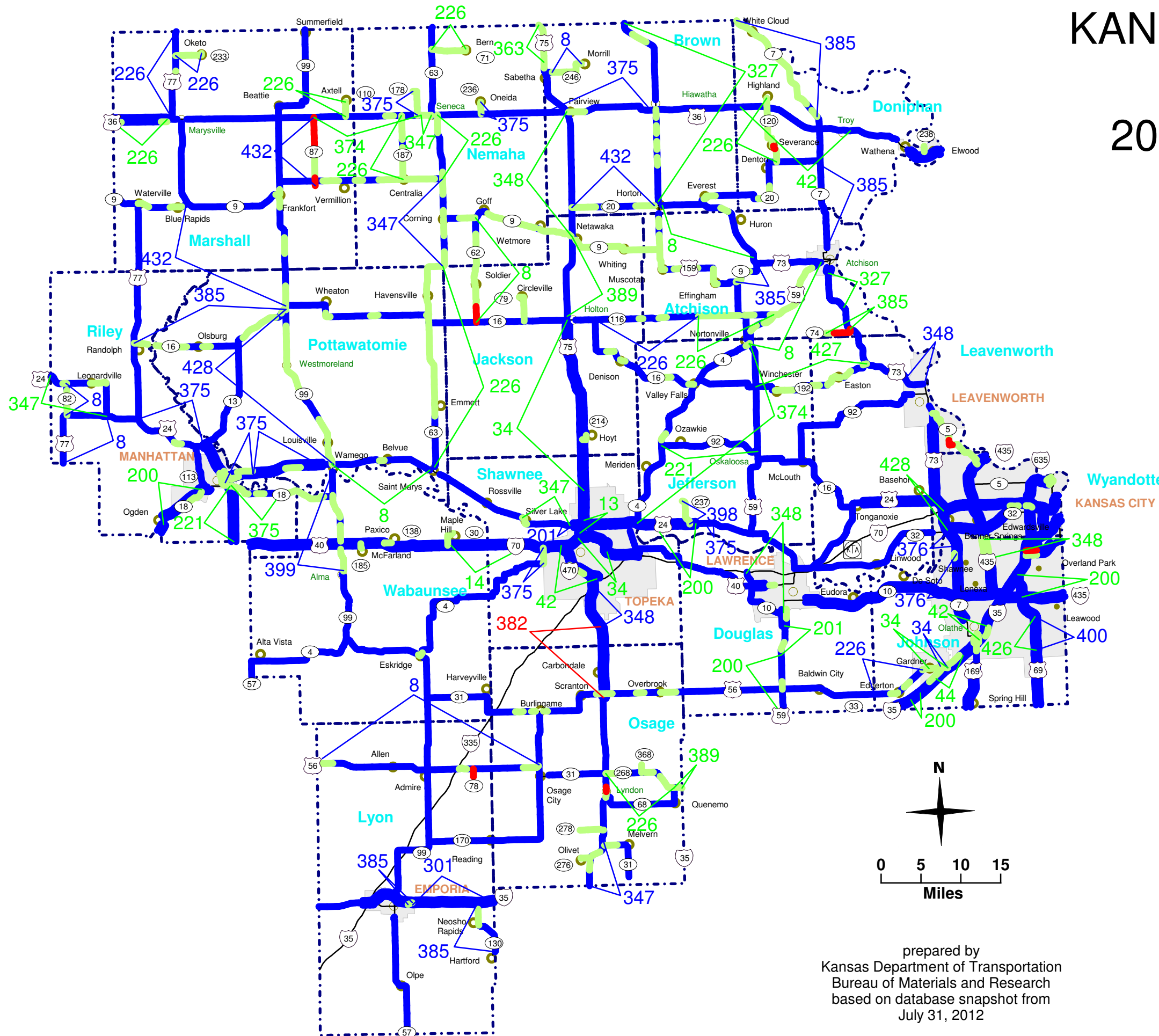
## 2012 Performance Levels

-  Level One: 82.7% 1,754 MI
-  Level Two: 16.7% 354 MI
-  Level Three: 0.7% 14 MI

(Note: Mapped data includes HPMS segments on State network excluded from summary totals)

## Year of Projects

-  2012 Locations
-  2013 Locations
-  2014 Locations



- 8 ChipSeal
- 13 Overlay 3"
- 14 Overlay 4"
- 34 JtRepair w/PCC
- 42 FD PCCP Patching
- 44 Ext Patch, OL3"
- 200 New Const(IFD=4)
- 201 New Const(IFD=3)
- 221 Rout & CrackSeal
- 226 SR2",Chip
- 301 Overlay 2"
- 327 CM.75",HR1.5"
- 347 CM2",OL2"
- 348 UBAS-Novachip
- 363 CM1.5", CR4", HR3"
- 374 SR 2",UBAS
- 375 CM 1.5",OL 1.5"
- 376 CM .5",UBAS
- 382 CM2",OL3.5"
- 385 CM1",OL1.5"
- 389 CM1.5",OL2"
- 398 CM3",OL2"
- 399 CM3.5",OL1.5"
- 400 CM5.5,Ptch,OL5.5"
- 426 CM,Patch,OL5.5"
- 427 CM1",OL2"
- 428 CM1",OL1"
- 432 SR2,SL/CM2,OL2

prepared by  
Kansas Department of Transportation  
Bureau of Materials and Research  
based on database snapshot from  
July 31, 2012