




KANSAS HIGHWAY SYSTEM District 2

2012 Performance Levels

-  Level One: 86.9% 1,657 MI
-  Level Two: 12.2% 233 MI
-  Level Three: 0.8% 16 MI

(Note: Mapped data includes HPMS segments on State network excluded from summary totals)

Year of Projects

-  2012 Locations
-  2013 Locations
-  2014 Locations

- 8 ChipSeal
- 12 Overlay 1.5"
- 42 Patching Full Depth PCCP
- 46 Grind, Patch
- 201 New Const(IFD=3)
- 221 Rout & CrackSeal
- 226 SR2", Chip
- 301 OL 2"
- 304 CM3.5", HR7"
- 327 CM.75", HR1.5"
- 348 UBAS-Novachip
- 351 CM.5", OL1.5"
- 376 CM .5", UBAS
- 378 CM .5", OL .625"
- 381 CM.5", OL2"
- 385 CM1", OL1.5"
- 387 OL 3", UBAS
- 389 CM1.5", OL2"
- 393 CM 2.5", OL 3.5"
- 394 CM >= 4", Whittop >= 4"
- 401 CM.75", OL.75"
- 432 SR2,SL/CM2,OL2

prepared by
Kansas Department of Transportation
Bureau of Materials and Research
based on database snapshot from
July 31, 2012

