




# KANSAS HIGHWAY SYSTEM District 1

## 2013 Performance Levels

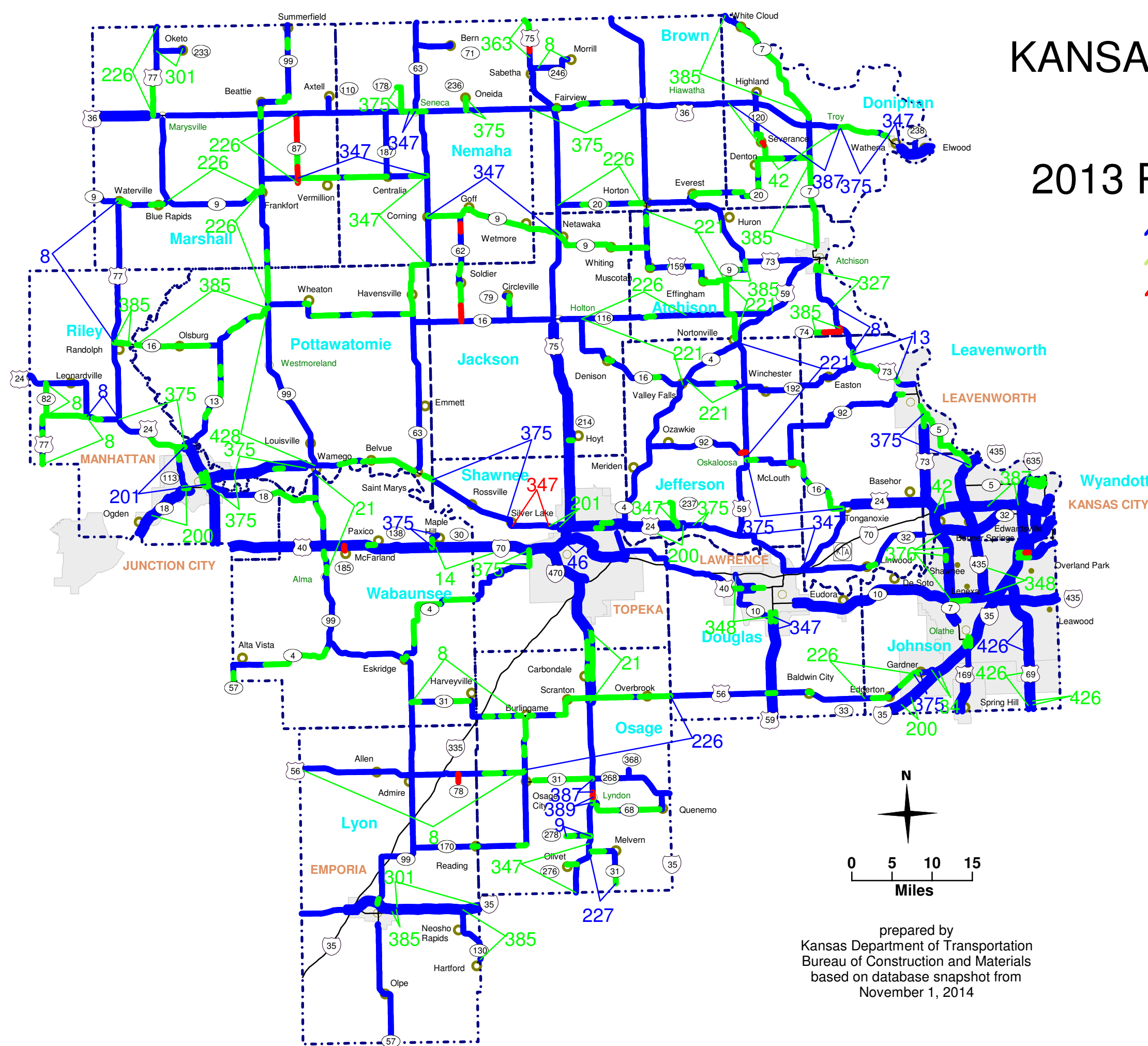
-  Level One: 81.5% 1,765 MI
-  Level Two: 17.7% 383 MI
-  Level Three: 0.7% 16 MI

(Note: Mapped data includes HPMS segments on State network excluded from summary totals)

## Year of Projects

-  2013 Locations
-  2014 Locations
-  2015 Locations

- 8 ChipSeal
- 9 Mod Slurry Seal
- 13 Overlay 3"
- 14 Overlay 4"
- 21 CM 1.5", HR 3"
- 34 JtRepair w/PCC
- 42 FD PCCP Patching
- 46 Grind, Patch
- 200 New Const (IFD=4)
- 201 New Const (IFD=3)
- 221 Rout & CrackSeal
- 226 SR 2", ChipSeal
- 227 SR 2", MSS
- 301 Overlay 2"
- 327 CM .75", HR 1.5"
- 347 CM 2", OL 2"
- 348 UBAS-Novachip
- 363 CM 1.5", CR 4", HR 3"
- 375 CM 1.5", OL 1.5"
- 376 CM .5", UBAS
- 385 CM 1", OL 1.5"
- 387 OL 3", UBAS
- 389 CM 1.5", OL 2"
- 426 CM, Patch, OL 5.5"
- 428 CM 1", OL 1"



prepared by  
Kansas Department of Transportation  
Bureau of Construction and Materials  
based on database snapshot from  
November 1, 2014