

KANSAS HIGHWAY SYSTEM

District 5

2013 Roughness

Right Wheel Path IRI

M / KM

IN / MI

< 1.20

1.20 - 1.66

1.67 - 2.05

2.06 - 2.59

> 2.59



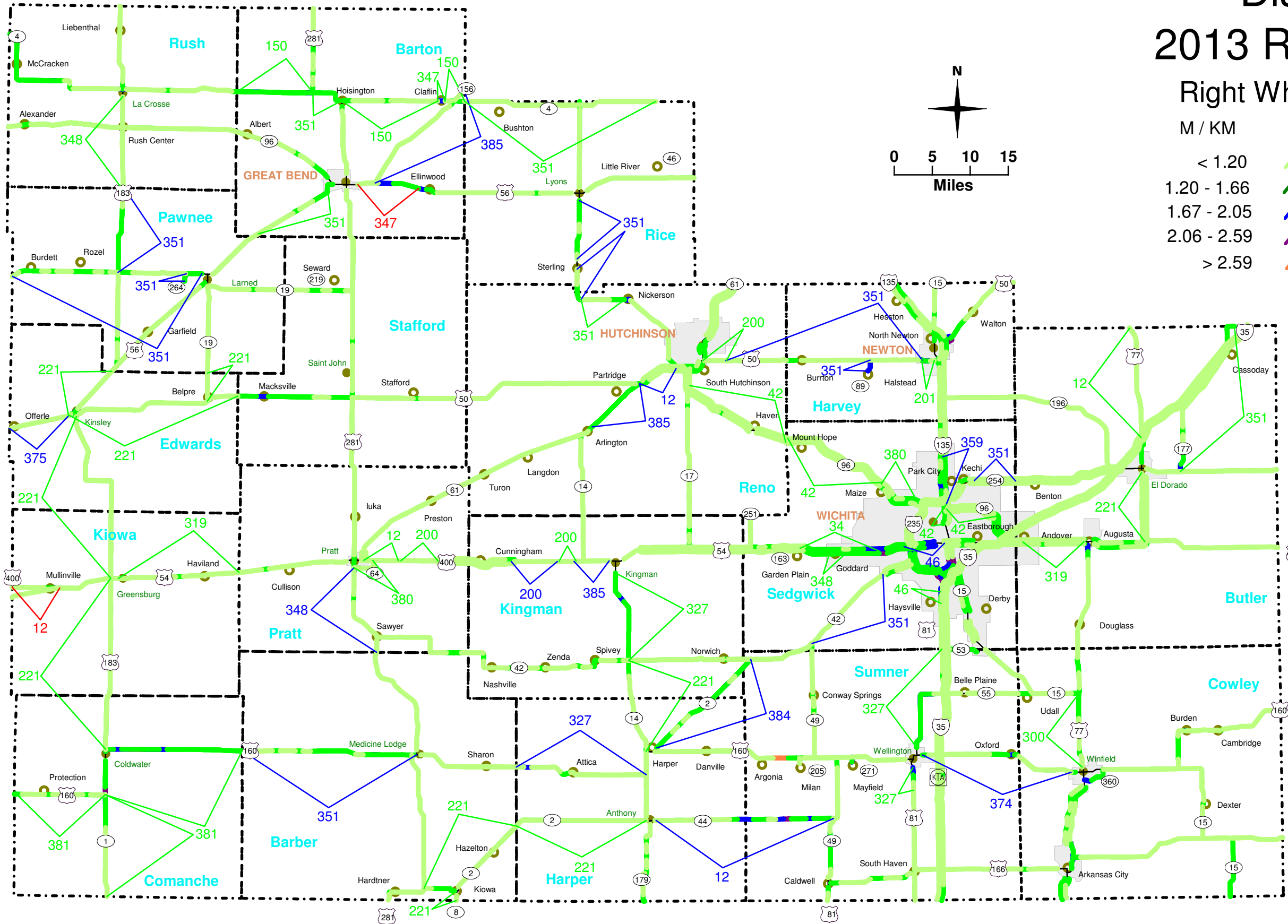
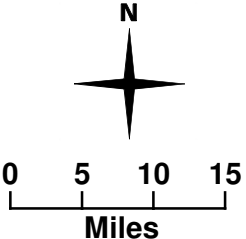
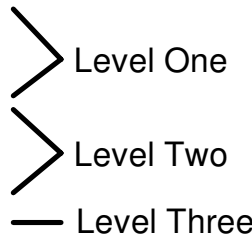
< 76

76 - 105

106 - 130

131 - 165

> 165



Year of Projects



- 12 Overlay 1.5"
- 34 JtRepair w/PCC
- 42 FD PCCP Patching
- 46 Grind, Patch
- 150 SR 2", OL 1"
- 200 New Const (IFD=4)
- 201 New Const (IFD=3)
- 221 Rout & CrackSeal
- 300 Overlay 1"
- 319 Overlay 6"
- 327 CM .75", HR 1.5"
- 347 CM 2", OL 2"
- 348 UBAS-Novachip
- 351 CM .5", OL 1.5"
- 359 CM 4", OL 6"
- 374 SR 2", UBAS
- 375 CM 1.5", OL 1.5"
- 380 CM 5", OL 1"
- 381 CM .5", OL 2"
- 384 SR 2", OL 1.5"
- 385 CM 1", OL 1.5"

prepared by
 Kansas Department of Transportation
 Bureau of Construction and Materials
 based on database snapshot from
 November 1, 2013

KDOT makes no warranties, guarantees, or representations for accuracy of this information and assumes no liability or responsibility for any errors or omissions.