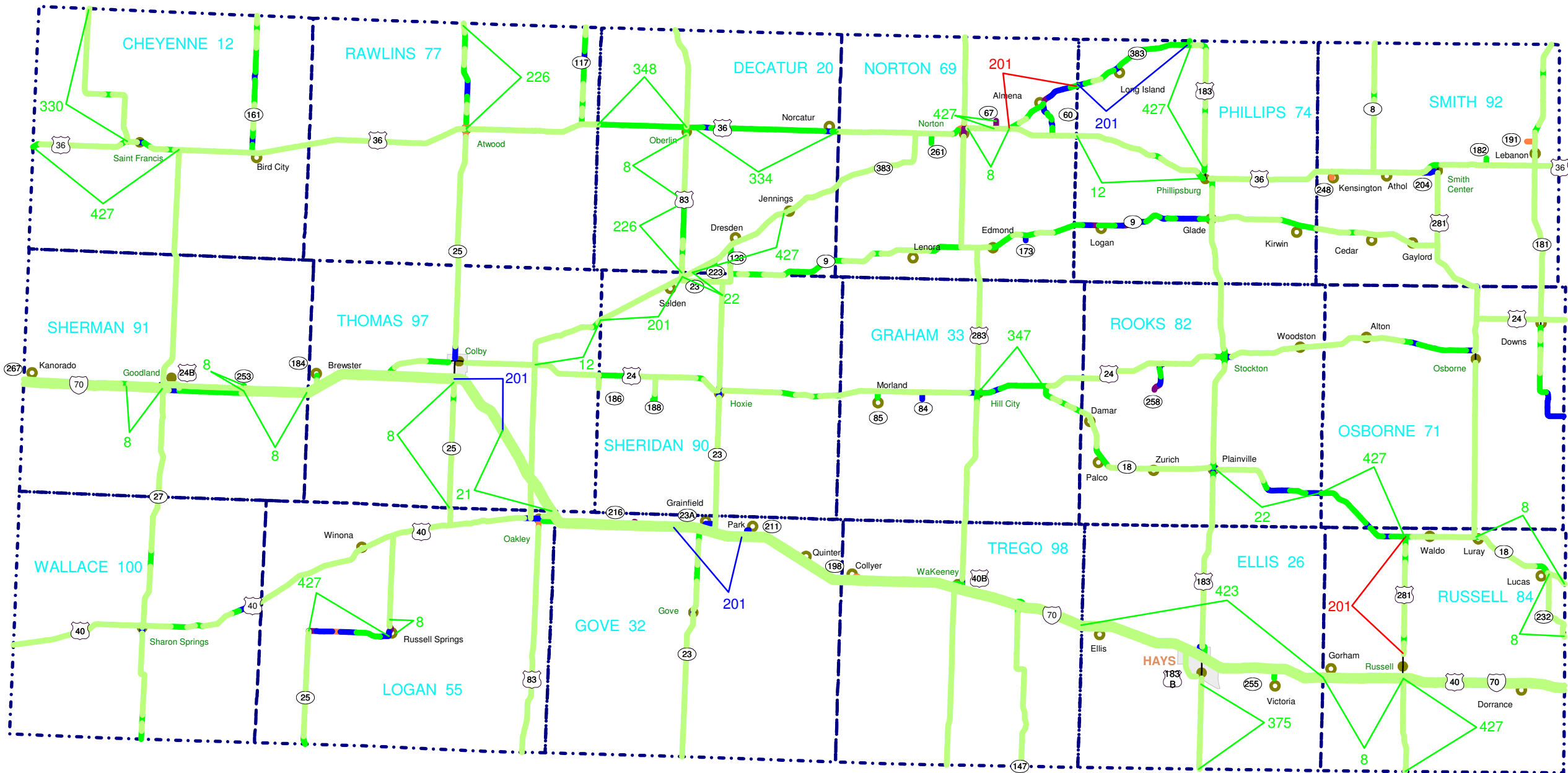
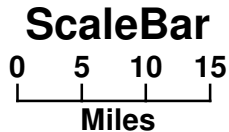



KANSAS HIGHWAY SYSTEM District 3

2016 Roughness



Right Wheel Path IRI

M / KM	Level	IN / MI
< 1.20	Level One	< 76
1.20 - 1.66	Level One	76 - 105
1.67 - 2.05	Level Two	106 - 130
2.06 - 2.59	Level Two	131 - 165
> 2.59	Level Three	> 165

Year of Projects

- > 2016 Locations
- > 2017 Locations
- > 2018 Locations

- 8 Chip Seal
- 12 Overlay 1.5"
- 21 CM 1.5", HR 3"
- 22 CM 2", HR 4"
- 201 New Const - Asphalt
- 226 SR 2", Chip
- 330 CM 4", HR 4"
- 334 CM 3", HR 5"
- 347 CM 2", OL 2"
- 348 UBAS-Novachip
- 375 CM 1.5", OL 1.5"
- 423 UBAS Alt SR1 OL1
- 427 CM 1", OL 2"

KDOT makes no warranties, guarantees, or representations for accuracy of this information and assumes no liability or responsibility for any errors or omissions.

prepared by
Kansas Department of Transportation
Bureau of Construction and Materials
based on database snapshot from
September 1, 2016