

KANSAS HIGHWAY SYSTEM District 6

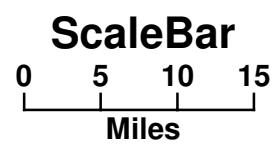

2017 Roughness

Right Wheel Path IRI

M / KM	IN / MI	
< 1.20	< 76	} Level One
1.20 - 1.66	76 - 105	
1.67 - 2.05	106 - 130	} Level Two
2.06 - 2.59	131 - 165	
> 2.59	> 165	— Level Three

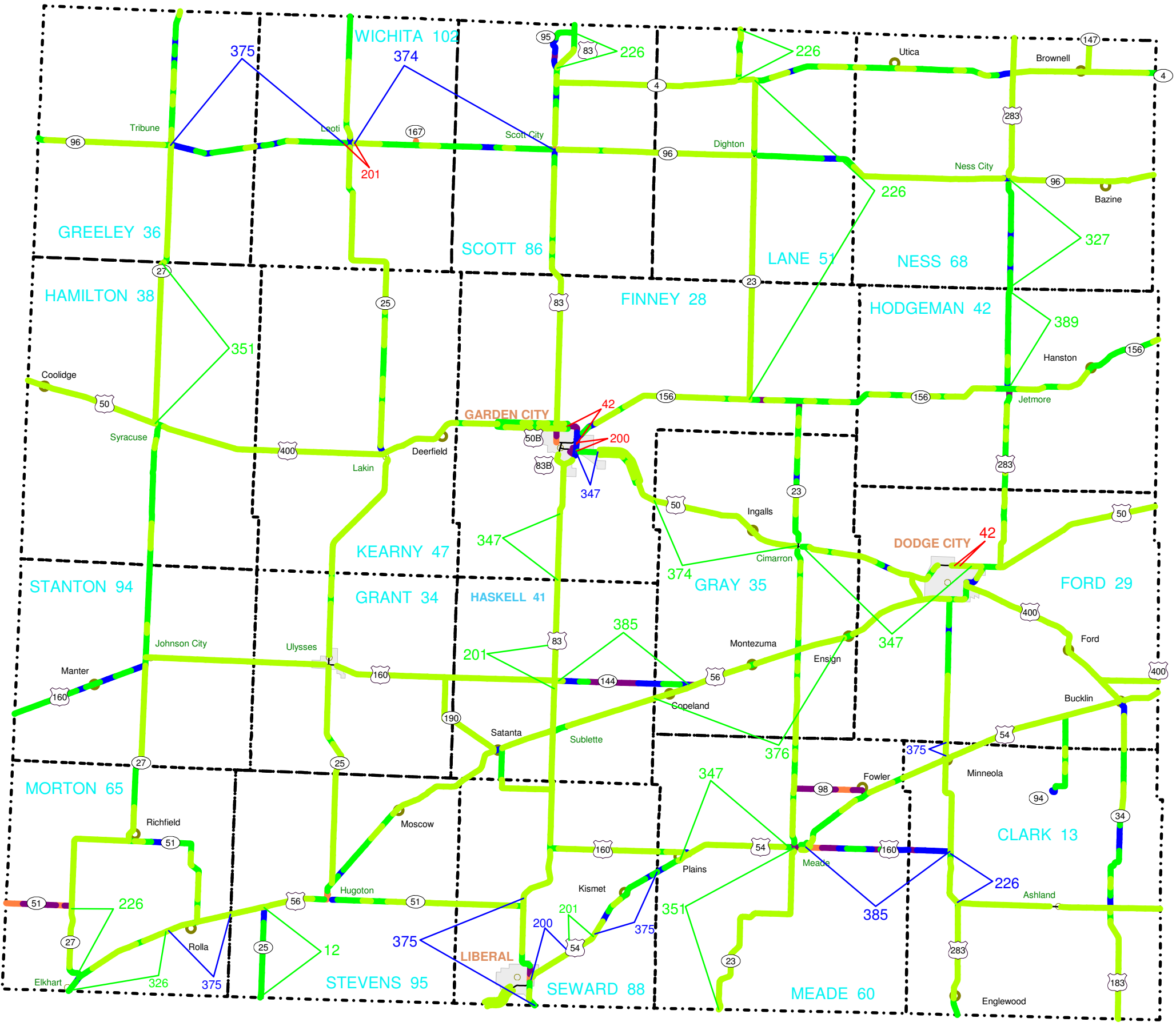
Year of Projects

- > 2017 Locations
- > 2018 Locations
- > 2019 Locations



- 12 Overlay 1.5"
- 42 FD PCCP Patching
- 200 New Const - Concrete
- 201 New Const - Asphalt
- 226 SR 2", ChipSeal
- 326 SR 1", ChipSeal
- 327 CM 7.5", HR 1.5"
- 347 CM 2", OV 2"
- 351 CM .5", OL 1.5"
- 374 SR 2", UBAS
- 375 CM 1.5", OL 1.5"
- 376 CM .5", UBAS
- 385 CM 1", OL 1.5"
- 389 CM 1.5", OL 2"

prepared by
Kansas Department of Transportation
Bureau of Construction and Materials
based on database snapshot from
October 17, 2017



KDOT makes no warranties, guarantees, or representations for accuracy of this information and assumes no liability or responsibility for any errors or omissions.